



CAMP PROFILING REPORT - ROUND 8

Kachin & Northern Shan States, MYANMAR (Sep - Oct 2018)


| IDP Camp/Site | Township | State |
|---------------|----------|--------|
| Shing Jai | Wainqmau | Kachin |




People
1,041



Female
500



Household
183



Male
541

CAMP MANAGEMENT GEOGRAPHICAL DATA

| | |
|-----------------------|---------------------------|
| Responsible Agency | KBC |
| Camp Manager | Mr. Lahpai Zau Raw |
| Contact Number | 0947062562 |
| Year of Establishment | 2011 |
| State/Region | Kachin |
| Township | Waingmaw |
| Village Tract/Town | Waw Shung (Kan Paik Ti... |
| Village/Ward | Shan Kyaing |

ACCESS TO FACILITIES

| | | | | | |
|----------------------|------------|------------------|------------|--|---------|
| Regular market | 25 mile(s) | Fire Station | 12 mile(s) | Electricity from grid | No Info |
| Drinking water point | In camp | Police Station | 12 mile(s) | Electricity/solar panels for the whole night | Yes |
| Health facility | In camp | Desludging | No Info | | |
| Pre-school/Nursery | In camp | Waste Management | In camp | | |
| Primary school | In camp | Water source | In camp | | |
| Middle school | 3 mile(s) | Place of worship | In camp | | |
| High school | 3 mile(s) | | | | |

PERSONS WITH SPECIFIC NEEDS

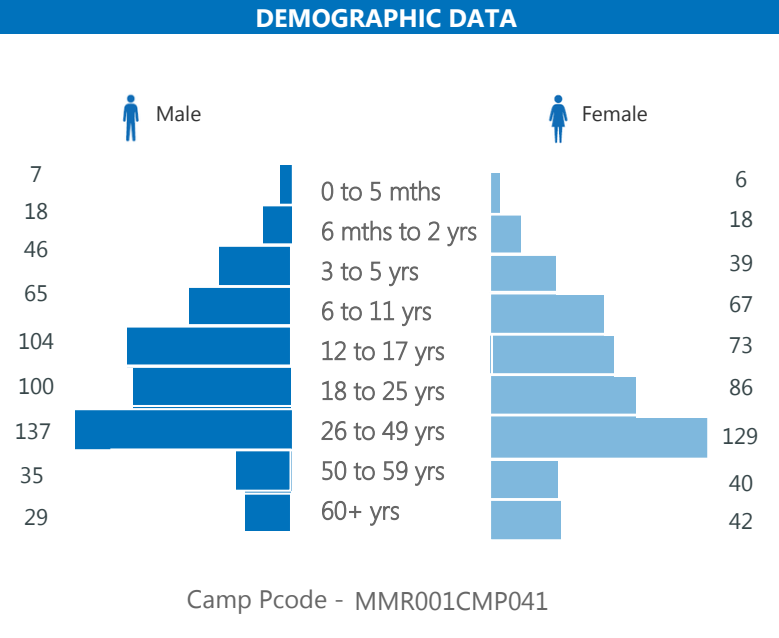
78

















Top 2 Categories:

Lactating Women; Persons with physical disability

The camp profiling is biannual exercise promoted, coordinated and delivered by the Shelter/NFI/CCCM led by UNHCR. Sources of information include CCCM focal points, camp managers, camp committee members/leaders and IDP camp residents. A total of 145 camps/camp like settings (out of 171 IDP locations) have been profiled. The main objective of the profile is to provide an updated overview of the situation in camps hosting IDPs, including disaggregated population estimates.

Note: This report should be read in conjunction with the sector specific reports



| Overview of Services Delivery | | | | | | |
|---|-------------|---|---|------------|---|--|
|  CCCM | HHs | Inds |  Protection | |  Health | |
| Newly arrived IDPs to camps in last 6 mths | 5 | 26 | Protection Monitoring | Yes |  | <u>Accessible functioning health facility:</u> Yes  |
| Departures from camp in last 6 mths | 0 | 0 | Family tracing service available | Yes |  | <u>Nearest accessible functioning health facility:</u> |
| Complaints/ Feedback mechanism in place | Yes |  | Legal services available for camp residents | Yes |  | Camp Clinic |
| CMC currently functioning | Yes |  | Child Friendly Space | No |  | <u>Regularly available health services:</u> |
| Number of CMC members | Male | Female | Youth Centre | No |  | Health awareness raising,Patient referral,Nutrition |
| Total | 16 | 7 | Nearest Women and girls centre | In camps | | Screening,Deworming,Immunization,Growth Monitoring,Vitamin A supplementation,IYCF, |
| IDP members | 16 | 7 |  Shelter/NFI | | |  Livelihood |
| Total members oriented on CCCM | 2 | 0 | # of Households need shelter | 25 | | <u>Two main livelihood for men, currently.</u> |
| | | | # of Collective shelters | 0 | | Farming by own land,Daily wage worker |
| | | | # of Emergency/Makeshift | 73 | | <u>Two main livelihood for men, before</u> |
| | | | # of Temporary Shelter | 83 | | Farming by own land, |
| | | | | | | <u>Two main livelihood for female, currently.</u> |
| | | |  Food | | | Livestock,Daily wage worker |
| | | | Main type of kitchen(s) | HH kitchen | | <u>Two main livelihood for female, before</u> |
| | | | Proper food storage facility | Yes |  | Farmingbyownland,Livestock |
| | | | Food/Cash Management Committee in camp | Yes |  | <u>Location travelled to access livelihood</u> |
| | | | | | | Place of origin |