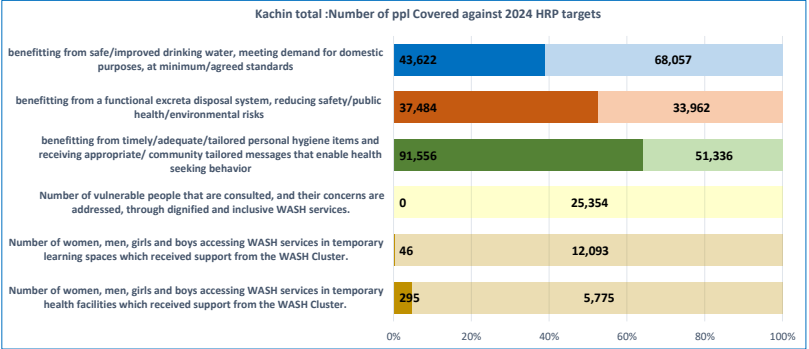


KACHIN STATE (2024 - Qtr 3- 4W Analysis, as of 30 September 2024)

GAP Analysis

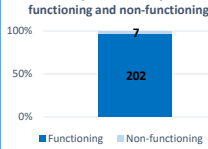
Type of beneficiaries	Township	# of sites	Total Population	% Water GAP	% Sanitation GAP	% Hygiene Gap	# of Partners
Newly IDPs	Bhamo	6	1,075	100%	100%	100%	1
	Mansi	14	4,370	86%	82%	0%	3
	Mogaung	1	75	0%	100%	0%	1
	Mohnyin	1	51	0%	100%	100%	1
	Momauk	9	6,771	100%	89%	36%	2
	Myitkyina	39	13,364	14%	76%	8%	7
	Waingmaw	30	17,460	75%	93%	31%	5
Newly IDPs Total		100	43,166	62%	86%	23%	20
Protracted IDPs	Bhamo	4	1,940	17%	28%	66%	2
	Chipwi	3	2,667	85%	60%	100%	2
	Hpakant	16	3,705	41%	96%	92%	3
	Mansi	10	15,022	100%	97%	62%	3
	Mogaung	7	1,636	25%	13%	57%	2
	Mohnyin	1	58	100%	100%	100%	1
	Momauk	17	26,395	99%	97%	56%	3
	Myitkyina	25	8,699	5%	15%	41%	3
	Shwegu	1	1,397	100%	100%	100%	1
	Sumprabum	2	995	100%	0%	100%	1
	Tanai	5	1,716	16%	16%	16%	3
	Waingmaw	19	11,385	45%	49%	85%	3
Protracted IDPs Total		110	75,615	71%	72%	64%	27
Grand Total		210	118,781	68%	77%	49%	2

Q3 Humanitarian Response Plan achievement



PROTRACTED CAMPS: WATER Quantity

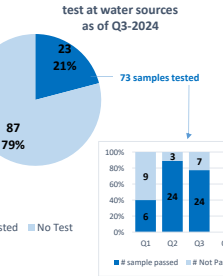
of improved water points functioning and non-functioning



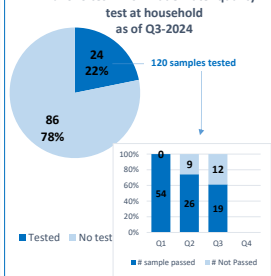
- In Q3,
- 1,3703 Number of household received water purification tablets
 - 95 Number of household received water filters
 - 4,345 Number of household received water storage items

WATER Quality

% of Sites which made water quality test at water sources as of Q3-2024

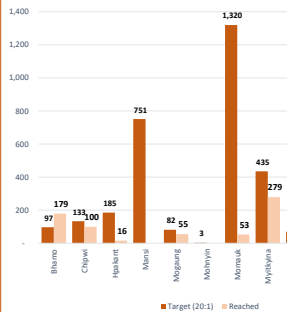


% of Sites which made water quality test at household as of Q3-2024

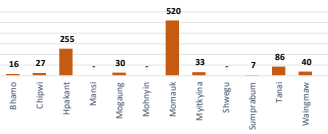


PROTRACTED CAMPS: Sanitation

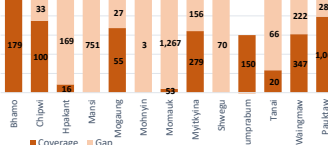
Latrine Target and Reached



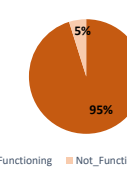
Average functioning adult latrine Usage (PPL:1latrine)



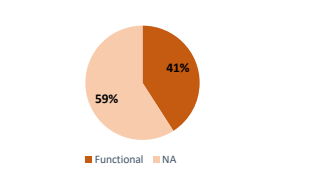
Functioning Latrines Coverage/Gap (20:1)



Latrine Functionality

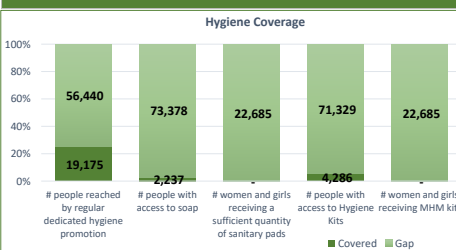


Effective solid waste management system in place

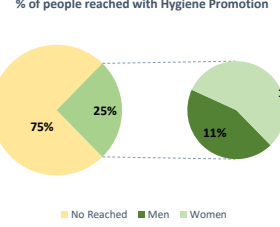


- In Q3,
1. Total 475 newly latrines constructed.
 2. Total 15 latrines desludged (Total counting) and 20,000 Gallons of fecal desludged

PROTRACTED CAMPS: Hygiene Items

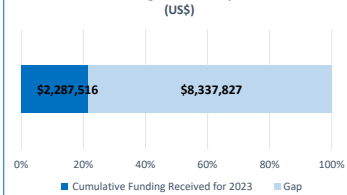


% of people reached with Hygiene Promotion

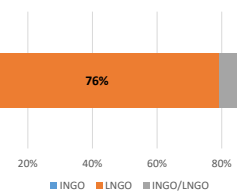


- In Q3,
1. 45 Hygiene Promotion sessions were done by WASH cluster partners.
 2. 10 Menstrual Hygiene Management sessions were done

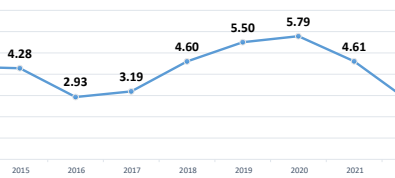
Cumulative Funding Received/Gap as of 2024-Q3 (US\$)



Kachin/Shan Funding Splits INGO, LNGO

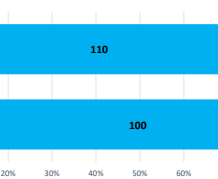


APPROXIMATE TOTAL FUND ENGAGED PER YEAR by state/region (US\$)



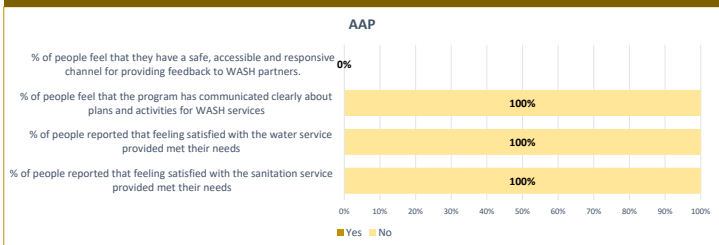
DONORS: Luxemburg MoFA, SIDA,WHH, MHF, UNOPS, BHA/USAID, UNICEF

Number of Sites - Coverage/Gaps



More info on gaps (click here)

Accountability to Affected Population



WASH in Institution - WASH in TLS/CFS/THF with WASH Cluster partners supported

