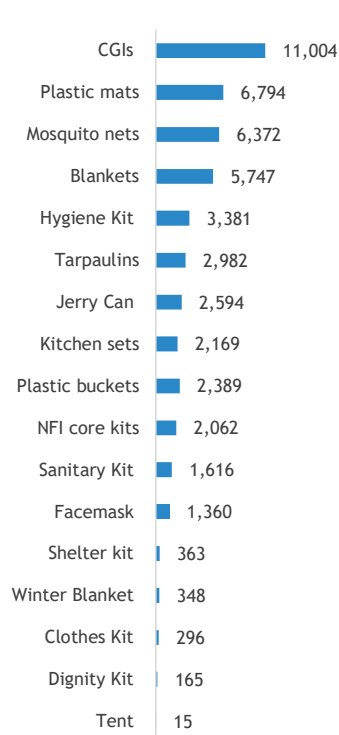


# of IDP locations	176
# of IDPs	107,378
# of IDP Households	21,255

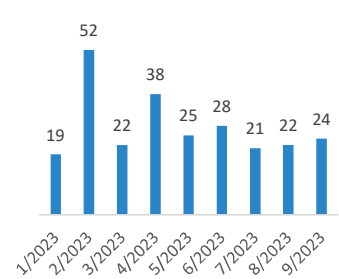
In Myanmar, the Shelter/NFI/CCCM Cluster was activated in January 2013. By March 2013, the Shelter/NFI/CCCM Cluster became operational in Kachin and Northern Shan States. Currently 3 Camp Management Agencies undertake substantial work for the Shelter/NFI/CCCM Cluster: data collection, coordination, monitoring of services, community mobilization and capacity building across camps that house over 106,000 IDPs. The objective of the Shelter/NFI/CCCM Cluster remains to ensure all of the priority camps, camps that contain the majority of IDPs, have a dedicated Camp Management Agency, delivering coordinated assistance in line with the rights and needs of the displaced and where possible preparing them for life after displacement.

# households (HH) and IDPs by camp/host community					Shelter overview				
State	Township	# HH	# of IDP	# of IDP Loc.	# Shelters needed	# Shelters planned	# Shelters gap	Current coverage	
Kachin	Bhamo	1,050	5,813	9	249	30	219	12%	
	Chipwi	494	2,661	3	127	35	92	28%	
	Hpakant	861	4,172	19	340	50	290	15%	
	Injyangyang	156	641	2	-	-	-		
	Mansi	2,772	13,728	11	636	152	484	24%	
	Mogaung	306	1,642	7	122	60	62	49%	
	Mohnyin	703	3,182	5	21	-	21	no coverage	
	Momauk	4,314	23,147	14	1,895	516	1,379	27%	
	Myitkyina	2,119	10,978	26	817	101	716	12%	
	Shwegu	371	1,700	3	38	14	24	37%	
	Sumprabum	195	987	2	-	-	-		
Kachin Total	Tanai	278	1,281	3	159	86	73	54%	
	Waingmaw	4,422	22,976	32	1,502	320	1,182	21%	
	Total	18,041	92,908	136	5,906	1,364	4,542	23%	
	Shan(north)	Hsipaw	37	120	1	-	-	-	
		Kutkai	861	4,531	12	275	27	248	10%
		Laukkaing (Kokang SAZ)	200	1,000	2	-	-	-	
		Muse	541	2,634	5	63	-	63	no coverage
		Namhkan	184	875	3	98	-	98	no coverage
		Namtu	19	77	1	-	-	-	
		Kyaukme	987	3,685	5	-	-	-	
Lashio		342	1,391	10	-	-	-		
Tangyan		43	157	1	-	-	-		
Shan(north) Total	3,214	14,470	40	436	27	409	6%		
Total	21,255	107,378	176	6,342	1,391	4,951	22%		

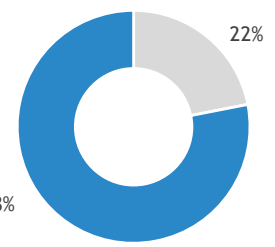
NFIs distributed 2023



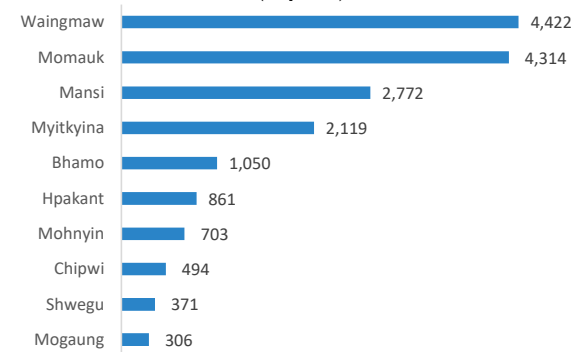
NFI distributions per month



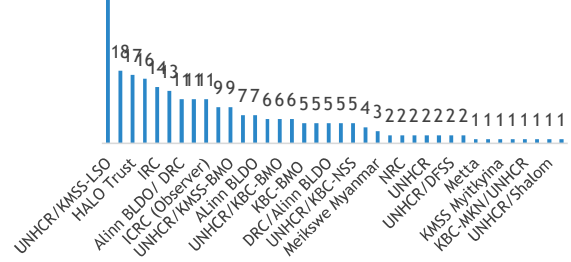
Shelter needs met (22%) / Shelter needs unmet (78%)



IDP households per Township (top 10)



NFI distributions by implementing partner



Type of accomodation	Accessible	Limited Access
Boarding School		1
Camp	98	17
Camp Like setting	39	4
IDPs in Host	17	
Grand Total	154	22

Implementing and supporting agencies:
 KBC, KMSS, KRDC, Metta, MRCS, Meikshwe Myanmar, NRC, Nyein Foundation (Shalom), IRC, RI, SCI, SI, STW, UNHCR, WPN, ICRC (observer), DFSS, LCD, Cordaid