


# of IDP locations	176
# of IDPs	107,341
# of IDP Households	21,238

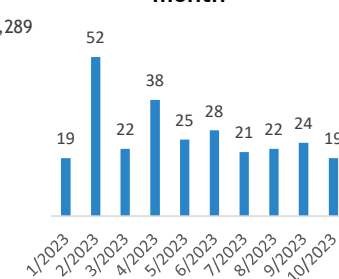
In Myanmar, the Shelter/NFI/CCCM Cluster was activated in January 2013. By March 2013, the Shelter/NFI/CCCM Cluster became operational in Kachin and Northern Shan States. Currently 3 Camp Management Agencies undertake substantial work for the Shelter/NFI/CCCM Cluster: data collection, coordination, monitoring of services, community mobilization and capacity building across camps that house over 107,000 IDPs. The objective of the Shelter/NFI/CCCM Cluster remains to ensure all of the priority camps, camps that contain the majority of IDPs, have a dedicated Camp Management Agency, delivering coordinated assistance in line with the rights and needs of the displaced and where possible preparing them for life after displacement.

# households (HH) and IDPs by camp/host community					Shelter overview			
State	Township	# HH	# of IDP	# of IDP Loc.	# Shelters needed	# Shelters planned	# Shelters gap	Current coverage
Kachin	Bhamo	1,031	5,783	9	249	30	219	12%
	Chipwi	494	2,681	3	127	35	92	28%
	Hpakant	858	4,162	19	340	50	290	15%
	Injyangyang	156	644	2	-	-	-	
	Mansi	2,772	13,734	11	636	152	484	24%
	Mogaung	311	1,636	7	232	170	62	73%
	Mohnyin	703	3,182	5	21	-	21	no coverage
	Momauk	4,314	23,148	14	1,895	516	1,379	27%
	Myitkyina	2,209	11,513	26	817	101	716	12%
	Shwegu	371	1,700	3	38	14	24	37%
	Sumprabum	195	987	2	-	-	-	
	Tanai	278	1,281	3	159	86	73	54%
Waingmaw	4,333	22,432	32	1,502	320	1,182	21%	
<b>Kachin Total</b>		<b>18,025</b>	<b>92,883</b>	<b>136</b>	<b>6,016</b>	<b>1,474</b>	<b>4,542</b>	<b>25%</b>
Shan(north)	Hsipaw	37	120	1	-	-	-	
	Kutkai	862	4,537	12	275	27	248	10%
	Laukkaing (Kokang SAZ)	200	1,000	2	-	-	-	
	Muse	539	2,614	5	63	-	63	no coverage
	Namhkan	184	877	3	98	-	98	no coverage
	Namtu	19	77	1	-	-	-	
	Kyaukme	987	3,685	5	-	-	-	
	Lashio	342	1,391	10	-	-	-	
Tangyan	43	157	1	-	-	-		
<b>Shan(north) Total</b>		<b>3,213</b>	<b>14,458</b>	<b>40</b>	<b>436</b>	<b>27</b>	<b>409</b>	<b>6%</b>
<b>Total</b>		<b>21,238</b>	<b>107,341</b>	<b>176</b>	<b>6,452</b>	<b>1,501</b>	<b>4,951</b>	<b>23%</b>

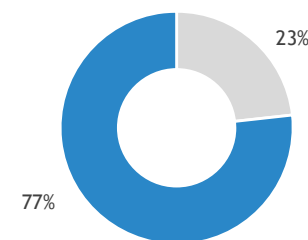
# NFIs distributed 2023



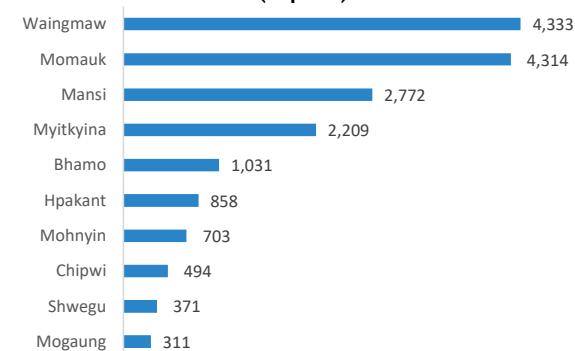
# NFI distributions per month



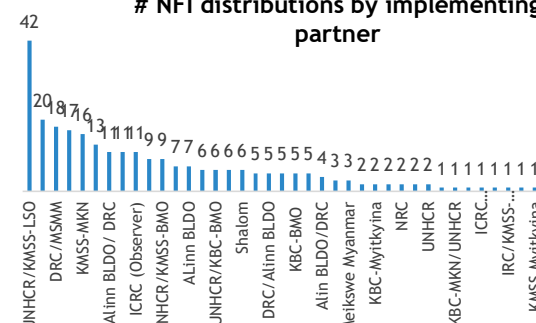
Shelter needs met (77%) and Shelter needs unmet (23%)



# IDP households per Township (top 10)



# NFI distributions by implementing partner



Type of accomodation	Accessible	Limited Access
Boarding School		1
Camp	98	17
Camp Like setting	39	4
IDPs in Host	17	
<b>Grand Total</b>	<b>154</b>	<b>22</b>

**Implementing and supporting agencies:**

KBC, KMSS, KRDC, Metta, MRCS, Meikshwe Myanmar, NRC, Nyein Foundation (Shalom), IRC, RI, SCI, SI, STW, UNHCR, WPN, ICRC (observer), DFSS, LCD, Cordaid