

CCCM/ SHELTER/ NFI Cluster Analysis Report (CAR) - Kachin/ NSS, Myanmar

31 October 2021

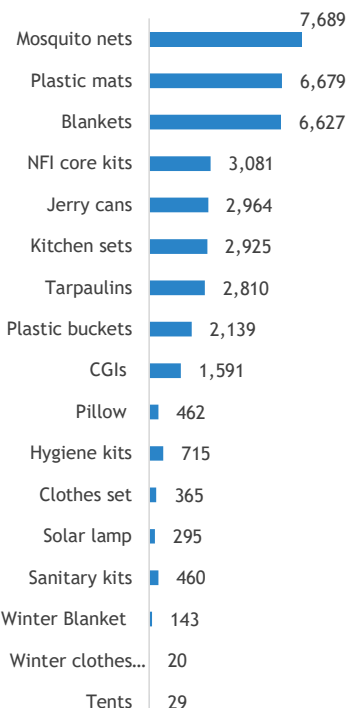


# of IDP locations	169
# of IDPs	106,914
# of IDP Households	20,655

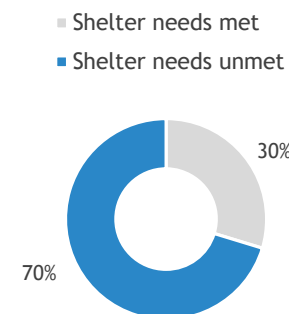
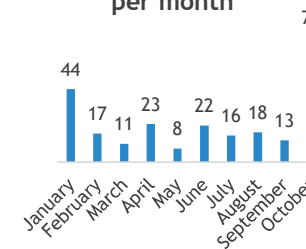
In Myanmar, the Shelter/NFI/CCCM Cluster was activated in January 2013. By March 2013, the Shelter/NFI/CCCM Cluster became operational in Kachin and Northern Shan States. Currently 3 Camp Management Agencies undertake substantial work for the Shelter/NFI/CCCM Cluster: data collection, coordination, monitoring of services, community mobilization and capacity building across camps that house over 106,000 IDPs. The objective of the Shelter/NFI/CCCM Cluster remains to ensure all of the priority camps, camps that contain the majority of IDPs, have a dedicated Camp Management Agency, delivering coordinated assistance in line with

# households (HH) and IDPs by camp/host community					Shelter overview			
State	Township	# HH	# of IDP	# of IDP Loc.	# Shelters needed	# Shelters planned	# Shelters gap	Current coverage
Kachin	Bhamo	1,296	7,493	8	262	149	113	57%
	Chipwi	536	2,713	4	320	105	215	33%
	Hpakant	846	4,211	21	379	173	206	46%
	Injyangyang	131	586	1	108	-	108	no coverage
	Mansi	2,874	14,254	11	1,090	215	875	20%
	Mogaung	310	1,632	8	62	43	19	69%
	Mohnyin	79	392	4	24	14	10	58%
	Momauk	4,785	24,869	16	2,474	705	1,769	28%
	Myitkyina	2,207	11,788	25	627	169	458	27%
	Putta-O	27	148	2	-	-	-	-
	Shwegu	400	1,778	3	31	6	25	19%
	Sumprabum	227	1,202	4	-	-	-	-
	Tanai	273	1,256	3	42	2	40	5%
	Waingmaw	4,678	24,900	24	2,921	906	2,015	31%
Kachin Total		18,669	97,222	134	8,340	2,487	5,853	30%
NSS	Hseni	52	267	1	26	-	26	no coverage
	Hsipaw	50	149	2	-	-	-	-
	Kutkai	902	4,675	15	380	122	258	32%
	Laukkaing (Kokang SAZ)	200	1,000	2	-	-	-	-
	Manton	58	306	2	28	-	28	no coverage
	Muse	171	863	2	63	-	63	no coverage
	Namhkan	267	1,297	5	235	72	163	31%
	Namtu	144	631	5	59	27	32	46%
Kyaukme	142	504	1	-	-	-	-	
NSS Total		1,986	9,692	35	791	221	570	28%
Total		20,655	106,914	169	9,131	2,708	6,423	30%

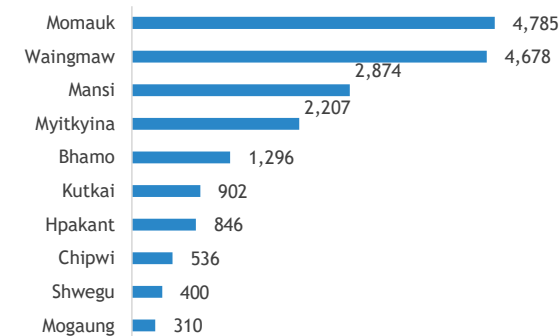
NFIs distributed 2021



NFI distributions per month



IDP households per Township (top 10)



Type of accomodation	GCA		NGCA	
	# camps	# Inds	# camps	# Inds
Boarding School	2	60	1	366
Camp	114	58,879	16	36,495
Camp like setting	17	3,992	2	1,915
IDPs in host	17	5,207		
Grand Total	150	68,138	19	38,776

Implementing and supporting agencies:

Cordaid, ICRC (observer), KBC, KMSS, Metta, MRCS, NRC, Nyein Foundation (Shalom), SCI, SI, STW, UNHCR

NFI distributions by implementing partner

