

CCCM/ SHELTER/ NFI Cluster Analysis Report (CAR) - Kachin/ NSS, Myanmar

1 January- 31 October 2020

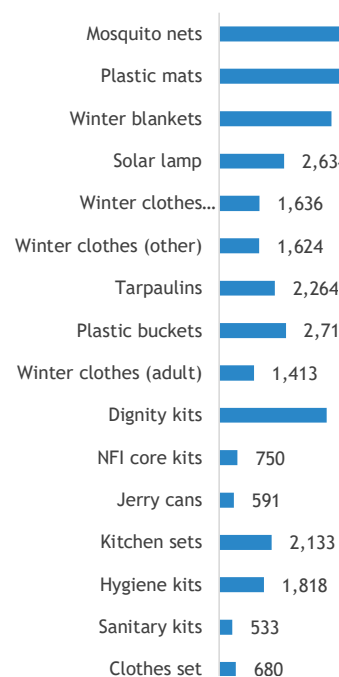


# of IDP locations	169
# of IDPs	104,010
# of IDP Households	20,239

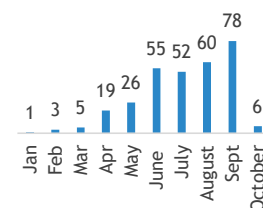
In Myanmar, the Shelter/NFI/CCCM Cluster was activated in January 2013. By March 2013, the Shelter/NFI/CCCM Cluster became operational in Kachin and Northern Shan States. Currently 3 Camp Management Agencies undertake substantial work for the Shelter/NFI/CCCM Cluster: data collection, coordination, monitoring of services, community mobilization and capacity building across camps that house over 105,000 IDPs. The objective of the Shelter/NFI/CCCM Cluster remains to ensure all of the priority camps, camps that contain the majority of IDPs, have a dedicated Camp Management Agency, delivering coordinated assistance in line with the rights

# households (HH) and IDPs by camp/host community					Shelter overview			
State	Township	# HH	sum of Total	# of IDP Loc.	# Shelters needed	# Shelters planned	# Shelters gap	Current coverage
Kachin	Bhamo	1,235	7,071	8	278	111	167	40%
	Chipwi	539	2,716	4	383	167	216	44%
	Hpakant	797	4,054	22	608	398	210	65%
	Mansi	2,832	13,956	11	1,290	454	836	35%
	Mogaung	306	1,567	8	182	148	34	81%
	Mohnyin	81	398	4	23	-	23	no coverage
	Momauk	4,568	23,907	16	2,963	1,205	1,758	41%
	Myitkyina	2,204	11,127	26	622	235	387	38%
	Putta-O	103	520	3	55	50	5	91%
	Shwegu	456	1,876	3	86	35	51	41%
	Sumprabum	227	1,157	4	178	178	-	100%
	Tanai	273	1,211	3	76	33	43	43%
	Waingmaw	4,696	24,678	24	2,695	1,167	1,528	43%
Kachin Total		18,317	94,238	136	9,439	4,181	5,258	44%
NSS	Hseni	51	262	1	42	16	26	38%
	Hsipaw	37	120	1	-	-	-	
	Kutkai	915	4,796	16	395	145	250	37%
	Laukkaing (Kokang SAZ)	200	1,000	2	-	-	-	
	Manton	58	304	2	55	-	55	no coverage
	Muse	152	800	1	63	-	63	no coverage
	Namhkan	381	1,919	6	276	50	226	18%
	Namtu	128	571	4	120	27	93	23%
NSS Total		1,922	9,772	33	951	238	713	25%
Total		20,239	104,010	169	10,390	4,419	5,971	43%

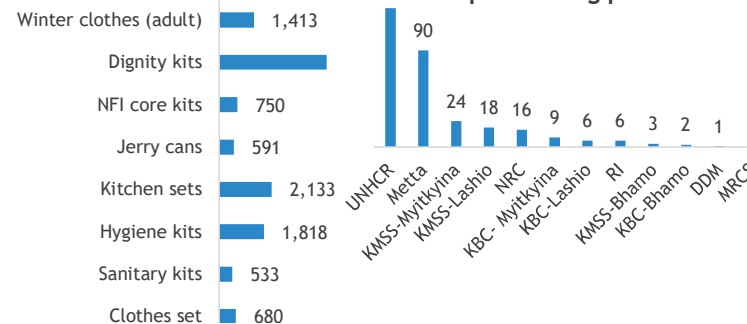
NFIs distributed 2019/20



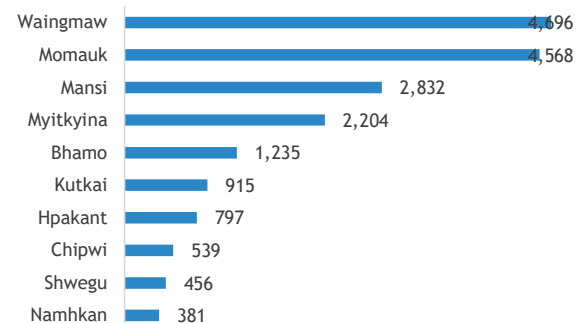
NFI distributions per month for 2020



NFI distributions by implementing partner



IDP households per Township (top 10)



Type of accomodation	GCA		NGCA	
	# camps	# Inds	# camps	# Inds
Boarding School	2	60	1	366
Camp	118	58,147	17	36,329
Camp like setting	19	3,273	1	1,397
IDPs in host	11	4,438		
Grand Total	150	65,918	19	38,092

Implementing and supporting agencies:

Cordaid, ICRC (observer), KBC, KMSS, Metta, MRCS, NRC, Save the Children International, SI, Nyein Foundation (Shalom), UNHCR

