

CCCM/ SHELTER/ NFI Cluster Analysis Report (CAR) - Kachin/ NSS, Myanmar

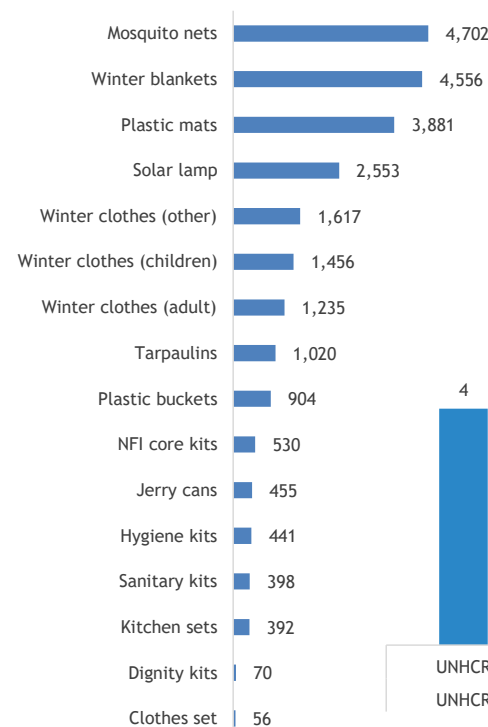
1 Jan- 31 March 2020

# of IDP locations	172
# of IDPs	106,584
# of IDP Households	20,813

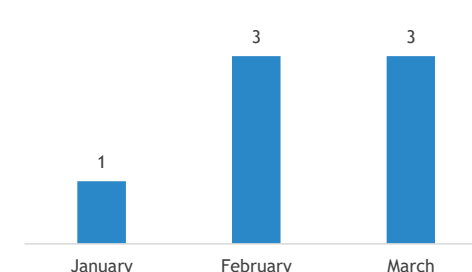
In Myanmar, the Shelter/NFI/CCCM Cluster was activated in January 2013. By March 2013, the Shelter/NFI/CCCM Cluster became operational in Kachin and Northern Shan States. Currently 3 Camp Management Agencies undertake substantial work for the Shelter/NFI/CCCM Cluster: data collection, coordination, monitoring of services, community mobilization and capacity building across camps that house over 106,000 IDPs. The objective of the Shelter/NFI/CCCM Cluster remains to ensure all of the priority camps, camps that contain the majority of IDPs, have a dedicated Camp Management Agency, delivering coordinated assistance in line with the rights and needs of the displaced and where possible preparing them for life after displacement.

# households (HH) and IDPs by camp/host community					Shelter overview			
State	Township	# HH	# of IDPs	# of IDP Loc.	# Shelters needed	# Shelters planned	# Shelters gap	Current coverage
Kachin	Bhamo	1,316	7,486	8	220	55	165	25%
	Chipwi	611	3,132	5	254	50	204	20%
	Hpakant	792	4,051	23	484	273	211	56%
	Mansi	2,827	13,905	11	1,081	195	886	18%
	Mogaung	305	1,561	8	133	99	34	74%
	Mohnyin	81	398	4	23	-	23	no coverage
	Momauk	4,777	24,662	16	2,192	750	1,442	34%
	Myitkyina	2,216	11,622	26	568	254	314	45%
	Putao	101	518	3	55	55	-	100%
	Shwegu	458	1,871	3	75	30	45	40%
	Sumprabur	215	1,051	4	178	178	-	100%
	Tanai	299	1,320	3	70	30	40	43%
Waingmaw	4,892	25,353	24	2,490	922	1,568	37%	
Kachin Total		18,890	96,930	138	7,823	2,891	4,932	37%
NSS	Hseni	48	264	1	42	16	26	38%
	Hsipaw	37	120	1	-	-	-	-
	Kutkai	904	4,628	16	340	84	256	25%
	Manton	58	298	2	55	-	55	no coverage
	Muse	169	867	2	70	7	63	10%
	Namhkan	377	1,903	6	276	50	226	18%
	Namtu	130	574	4	92	-	92	no coverage
Laukkaing (Kokang SAZ)	200	1,000	2	-	-	-	-	
NSS Total		1,923	9,654	34	875	157	718	18%
Total		20,813	106,584	172	8,698	3,048	5,650	35%

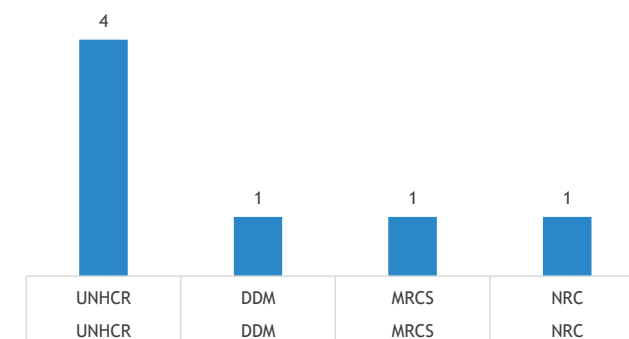
NFIs distributed 2019/20



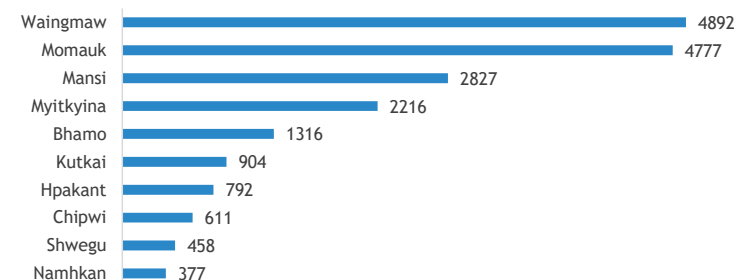
NFI distributions per month for 2020



NFI distributions by agency and implementing partner



IDP households per Township (top 10)



Type of accomodation	GCA		NGCA	
	# camps	# Inds	# camps	# Inds
Boarding School	2	60	1	366
Camp	122	60,358	17	36,992
Camp like setting	20	3,155	1	1,397
IDPs in host	9	4,256		
Total	153	67,829	19	38,755

Implementing and supporting agencies:

Cordaid, ICRC (observer), KBC, KMSS, Metta, MCRS, NRC, Save the Children International, SI, Shalom, UNHCR

