CCCM/ SHELTER/ NFI Cluster Analysis Report (CAR) - Kachin/ NSS, Myanmar

30 June 2021

# of IDP locations	164
# of IDPs	104,464
# of IDP Households	20,116

In Myanmar, the Shelter/NFI/CCCM Cluster was activated in January 2013. By March 2013, the Shelter/NFI/CCCM Cluster became operational in Kachin and Northern Shan States. Currently 3 Camp Management Agencies undertake substantial work for the Shelter/NFI/CCCM Cluster: data collection, coordination, monitoring of services, community mobilization and capacity building across camps that house over 104,000 IDPs. The objective of the Shelter/NFI/CCCM Cluster remains to ensure all of the priority camps, camps that contain the majority of IDPs, have a dedicated Camp Management Agency, delivering coordinated assistance in line with

# households (HH) and IDPs by camp/host community					Shelter overview			
State	Township	# HH	# of IDP	# of IDP Loc.	# Shelters needed	# Shelters planned	# Shelters gap	Current coverage
Kachin	Bhamo	1,269	7,246	7	226	109	117	48%
	Chipwi	540	2,723	4	320	105	215	33%
	Hpakant	852	4,240	21	369	163	206	44%
	Mansi	2,875	14,244	11	993	100	893	10%
	Mogaung	310	1,632	8	46	27	19	59%
	Mohnyin	79	392	4	24	14	10	58%
	Momauk	4,556	23,886	16	2,292	548	1,744	24%
	Myitkyina	2,206	11,703	25	563	144	419	26%
	Puta-O	27	148	2	-	-	-	
	Shwegu	405	1,800	3	41	-	41	no coverage
	Sumprabum	227	1,203	4	-	-	-	
	Tanai	273	1,257	3	42	2	40	5%
	Waingmaw	4,685	24,893	24	2,710	834	1,876	31%
Kachin Total		18,304	95,367	132	7,626	2,046	5,580	27%
NSS	Hseni	52	267	1	26	-	26	no coverage
	Hsipaw	37	120	1	-	-	-	
	Kutkai	902	4,678	15	248	62	186	25%
	Laukkaing (Kokang SA	200	1,000	2	-	-	-	
	Manton	58	304	2	28	-	28	no coverage
	Muse	152	803	1	63	-	63	no coverage
	Namhkan	267	1,294	5	194	52	142	27%
	Namtu	144	631	5	59	27	32	46%
NSS Total		1,812	9,097	32	618	141	477	23%
Total		20,116	104,464	164	8,244	2,187	6,057	27%

NFIs distributed 2020/21

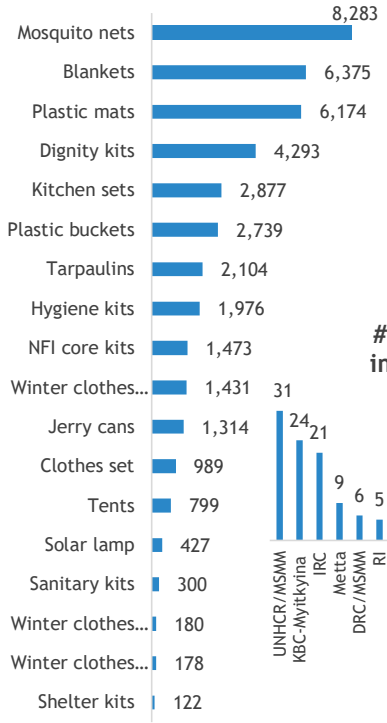

NFI distributions per month

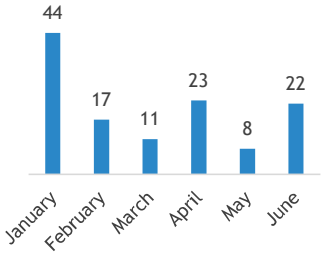

NFI distributions by implementing partner

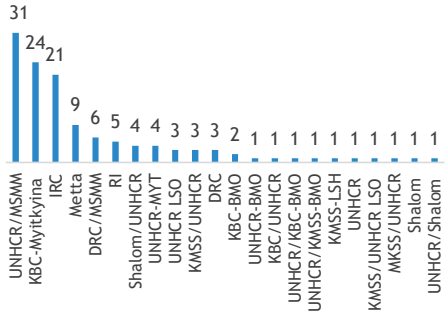

	GCA		NGCA	
Type of accomodation	# camps	# Inds	# camps	# Inds
Boarding School	2	60	1	366
Camp	113	58351	16	36509
Camp like setting	17	3235	1	1329
IDPs in host	14	4614		
Grand Total	146	66260	18	38204

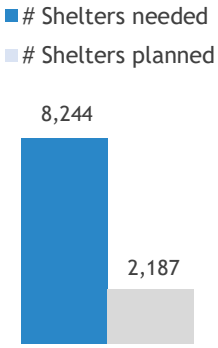

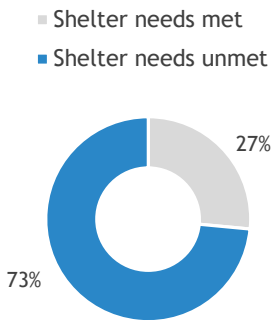

IDP households per Township (top 10)

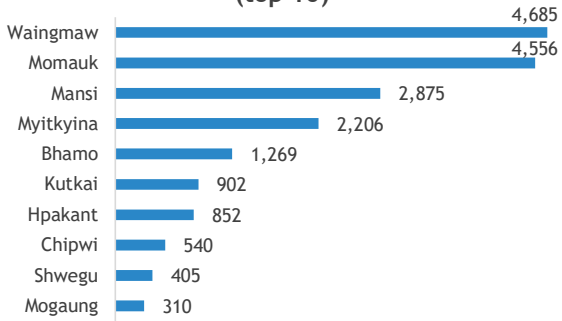

Implementing and supporting agencies:

Cordaid, ICRC (observer), KBC, KMSS, Metta, MRCS, NRC, Save the Children International, SI, Nyein Foundation (Shalom), UNHCR

Sources: CCCM, Shelter/NFI Cluster Partners & UNHCR. For further information please contact Deepika Bhardwaj (bhardwad@unhcr.org), Shelter/NFI/CCCM Sub-National Coordinator, UNHCR