

CCCM/ SHELTER/ NFI Cluster Analysis Report (CAR) - Kachin/ Shan(north) States, Myanmar

31 July 2023

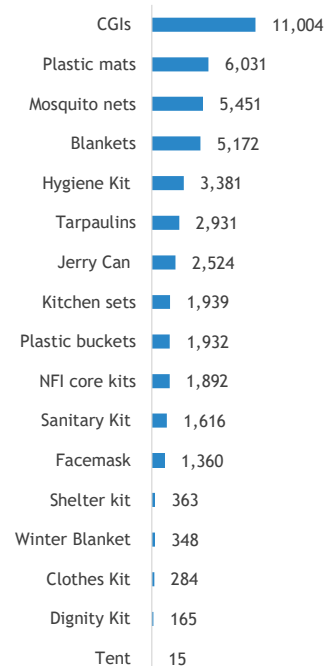


# of IDP locations	175
# of IDPs	107,697
# of IDP Households	21,263

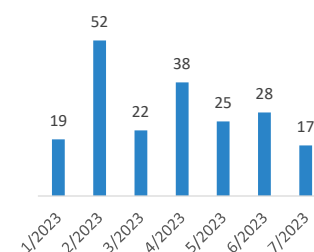
In Myanmar, the Shelter/NFI/CCCM Cluster was activated in January 2013. By March 2013, the Shelter/NFI/CCCM Cluster became operational in Kachin and Northern Shan States. Currently 3 Camp Management Agencies undertake substantial work for the Shelter/NFI/CCCM Cluster: data collection, coordination, monitoring of services, community mobilization and capacity building across camps that house over 107,000 IDPs. The objective of the Shelter/NFI/CCCM Cluster remains to ensure all of the priority camps, camps that contain the majority of IDPs, have a dedicated Camp Management Agency, delivering coordinated assistance in line with the rights and needs of the displaced and where possible preparing them for life after displacement.

# households (HH) and IDPs by camp/host community		Shelter overview						
State	Township	# HH	# of IDP	# of IDP Loc.	# Shelters needed	# Shelters planned	# Shelters gap	Current coverage
Kachin	Bhamo	1,067	5,904	9	249	30	219	12%
	Chipwi	494	2,657	3	122	30	92	25%
	Hpakant	814	3,992	17	330	40	290	12%
	Injyangyang	156	646	2	-	-	-	
	Mansi	2,772	13,741	11	632	152	480	24%
	Mogaung	306	1,643	7	122	60	62	49%
	Mohnyin	702	3,180	5	21	-	21	no coverage
	Momauk	4,325	23,176	14	1,881	486	1,395	26%
	Myitkyina	2,105	11,023	26	817	101	716	12%
	Shwegu	371	1,700	3	30	14	16	47%
	Sumprabum	195	987	2	-	-	-	
	Tanai	278	1,285	3	159	86	73	54%
	Waingmaw	4,463	23,324	32	1,497	315	1,182	21%
	Kachin Total		18,048	93,258	134	5,860	1,314	4,546
Shan(north)	Hsipaw	37	120	1	-	-	-	
	Kutkai	861	4,527	13	275	27	248	10%
	Laukaing (Kokang SAZ)	200	1,000	2	-	-	-	
	Muse	542	2,609	5	63	-	63	no coverage
	Namhkan	184	873	3	79	-	79	no coverage
	Namtu	19	77	1	-	-	-	
	Kyaukme	987	3,685	5	-	-	-	
	Lashio	342	1,391	10	-	-	-	
	Tangyan	43	157	1	-	-	-	
Shan(north) Total		3,215	14,439	41	417	27	390	6%
Total		21,263	107,697	175	6,277	1,341	4,936	21%

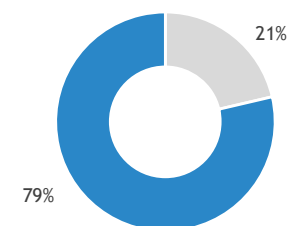
NFIs distributed 2023



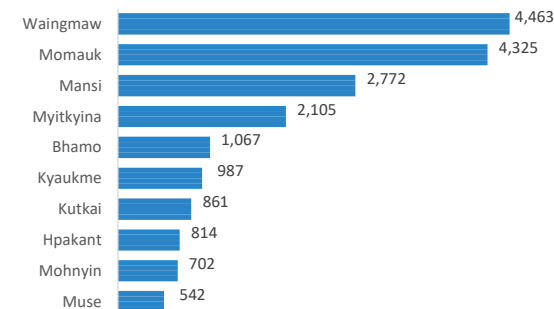
NFI distributions per month



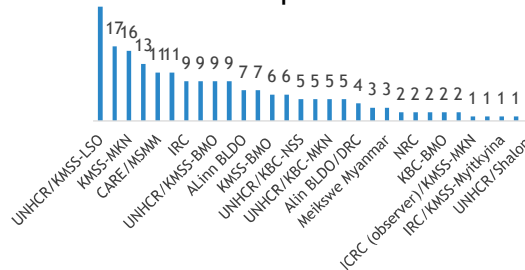
■ Shelter needs met
■ Shelter needs unmet



IDP households per Township (top 10)



NFI distributions by implementing partner



Type of accomodation	Accessible	Limited Access
Boarding School		1
Camp	99	17
Camp Like setting	38	3
IDPs in Host	17	
Grand Total	154	21

Implementing and supporting agencies:

KBC, KMSS, KRDC, Metta, MRCS, Meikshwe Myanmar, NRC, Nyein Foundation (Shalom), IRC, RI, SCI, SI, STW, UNHCR, WPN, ICRC (observer), DFSS, LCD