

CCCM/ SHELTER/ NFI Cluster Analysis Report (CAR) - Kachin/ NSS, Myanmar

31 January 2021




# of IDP locations	168
# of IDPs	104,738
# of IDP Households	20,207

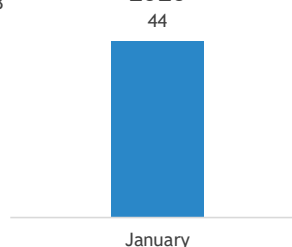
In Myanmar, the Shelter/NFI/CCCM Cluster was activated in January 2013. By March 2013, the Shelter/NFI/CCCM Cluster became operational in Kachin and Northern Shan States. Currently 3 Camp Management Agencies undertake substantial work for the Shelter/NFI/CCCM Cluster: data collection, coordination, monitoring of services, community mobilization and capacity building across camps that house over 104,000 IDPs. The objective of the Shelter/NFI/CCCM Cluster remains to ensure all of the priority camps, camps that contain the majority of IDPs, have a dedicated Camp Management Agency, delivering coordinated assistance in line with the rights

# households (HH) and IDPs by camp/host community					Shelter overview			
State	Township	# HH	Sum of Total	# of IDP Loc.	# Shelters needed	# Shelters planned	# Shelters gap	Current coverage
Kachin	Bhamo	1,215	6,965	7	187	5	182	3%
	Chipwi	538	2,718	4	241	15	226	6%
	Hpakant	799	4,042	21	226	28	198	12%
	Mansi	2,862	14,170	11	963	40	923	4%
	Mogaung	306	1,571	8	34	-	34	no coverage
	Mohnyin	79	393	4	23	-	23	no coverage
	Momauk	4,562	23,890	16	2,110	376	1,734	18%
	Myitkyina	2,215	11,709	26	402	20	382	5%
	Putta-O	103	524	3	-	-	-	
	Shwegu	371	1,671	3	61	-	61	no coverage
	Sumprabum	227	1,157	4	-	-	-	
Tanai	273	1,226	3	40	-	40	no coverage	
Waingmaw	4,726	24,920	25	2,358	647	1,711	27%	
Kachin Total		18,276	94,956	135	6,645	1,131	5,514	17%
NSS	Hseni	51	261	1	26	-	26	no coverage
	Hsipaw	37	120	1	-	-	-	
	Kutkai	906	4,739	15	282	61	221	22%
	Laukkaing (Kokang SAZ)	200	1,000	2	-	-	-	
	Manton	58	304	2	28	-	28	no coverage
	Muse	152	803	1	63	-	63	no coverage
	Namhkan	383	1,927	6	222	52	170	23%
	Namtu	144	628	5	120	27	93	23%
NSS Total		1,931	9,782	33	741	140	601	19%
Total		20,207	104,738	168	7,386	1,271	6,115	17%

NFIs distributed 2020/21



NFI distributions per month for 2020

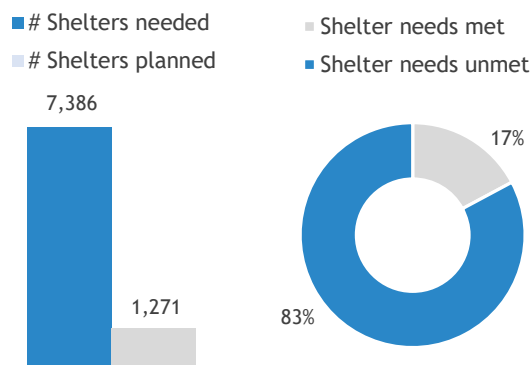


NFI distributions by implementing partner



Type of accomodation	GCA		NGCA	
	# camps	# Inds	# camps	# Inds
Boarding School	2	60	1	366
Camp	116	59102	17	36354
Camp like sett	19	3599	1	1200
IDPs in host	12	4057		
Grand Total	149	66818	19	37920

Implementing and supporting agencies:
Cordaid, ICRC (observer), KBC, KMSS, Metta, MRCS, NRC, Save the Children International, SI, Nyein Foundation (Shalom),



IDP households per Township (top 10)

