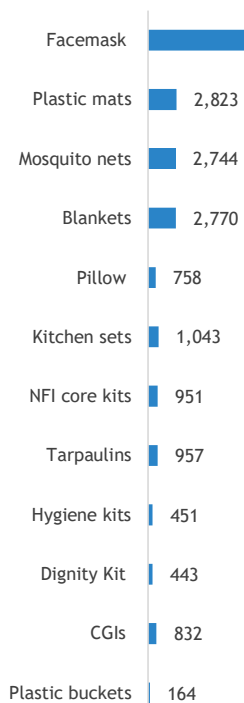


# of IDP locations	170
# of IDPs	108,773
# of IDP Households	20,980

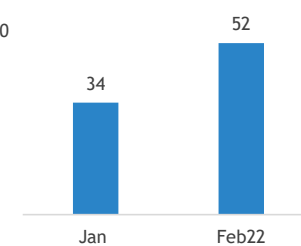
In Myanmar, the Shelter/NFI/CCCM Cluster was activated in January 2013. By March 2013, the Shelter/NFI/CCCM Cluster became operational in Kachin and Northern Shan States. Currently 3 Camp Management Agencies undertake substantial work for the Shelter/NFI/CCCM Cluster: data collection, coordination, monitoring of services, community mobilization and capacity building across camps that house over 108,000 IDPs. The objective of the Shelter/NFI/CCCM Cluster remains to ensure all of the priority camps, camps that contain the majority of IDPs, have a dedicated Camp Management Agency, delivering coordinated assistance in line with

# households (HH) and IDPs by camp/host community					Shelter overview			
State	Township	# HH	# of IDP	# of IDP Loc.	# Shelters needed	# Shelters planned	# Shelters gap	Current coverage
Kachin	Bhamo	1,274	7,263	9	124	-	124	no coverage
	Chipwi	537	2,725	4	225	10	215	4%
	Hpakant	842	4,161	21	195	-	195	no coverage
	Injyangyang	131	586	1	108	108	-	100%
	Mansi	2,896	14,556	11	1,382	12	1,370	1%
	Mogaung	312	1,643	8	39	-	39	no coverage
	Mohnyin	59	288	3	4	-	4	no coverage
	Momauk	4,721	24,701	14	2,344	384	1,960	16%
	Myitkyina	2,164	11,496	25	516	20	496	4%
	Shwegu	400	1,767	3	31	-	31	no coverage
	Sumprabum	222	1,170	3	-	-	-	-
Tanai	272	1,260	3	46	-	46	no coverage	
Waingmaw	5,055	26,911	34	1,786	22	1,764	1%	
Kachin Total		18,885	98,527	139	6,800	556	6,244	8%
NSS	Hseni	52	267	1	-	-	-	-
	Hsipaw	37	120	1	379	30	349	8%
	Kutkai	908	4,677	15	-	-	-	-
	Laukkaing (Kokang SA)	200	1,000	2	28	-	28	no coverage
	Manton	30	159	1	63	-	63	no coverage
	Muse	325	1,633	2	173	52	121	30%
	Namhkan	260	1,264	4	92	-	92	no coverage
	Namtu	141	622	4	-	-	-	-
	Kyaukme	142	504	1	-	-	-	-
NSS Total		2,095	10,246	31	735	82	653	11%
Total		20,980	108,773	170	7,535	638	6,897	8%

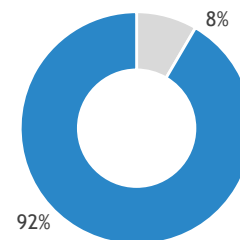
NFIs distributed 2022



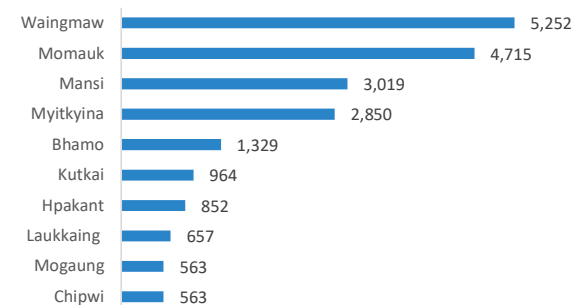
NFI distributions per month



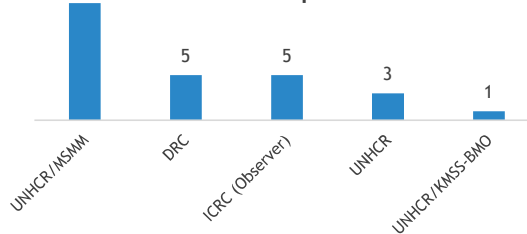
Legend: Shelter needs met (grey), Shelter needs unmet (blue)



IDP households per Township (top 10)



NFI distributions by implementing partner



Type of accommodation	GCA		NGCA	
	# camps	# Inds	# camps	# Inds
Boarding School			1	366
Camp	111	58,074	17	37,452
Camp like setting	26	7,345	1	1,329
IDPs in host	14	4,207		
Grand Total	151	69,626	19	39,147

Implementing and supporting agencies:

ICRC (observer), KBC, KMSS, KRDC, Metta, MRCS, NRC, Nyein Foundation (Shalom), RI, SCI, SI, STW, UNHCR, WPN