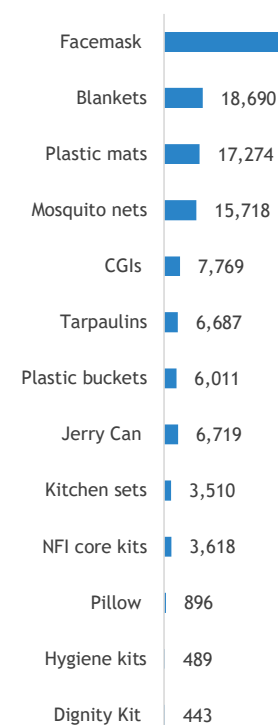


# of IDP locations	187
# of IDPs	109,672
# of IDP Households	21,624

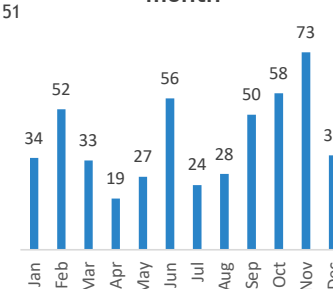
In Myanmar, the Shelter/NFI/CCCM Cluster was activated in January 2013. By March 2013, the Shelter/NFI/CCCM Cluster became operational in Kachin and Northern Shan States. Currently 3 Camp Management Agencies undertake substantial work for the Shelter/NFI/CCCM Cluster: data collection, coordination, monitoring of services, community mobilization and capacity building across camps that house over 109,000 IDPs. The objective of the Shelter/NFI/CCCM Cluster remains to ensure all of the priority camps, camps that contain the majority of IDPs, have a dedicated Camp Management Agency, delivering coordinated assistance in

# households (HH) and IDPs by camp/host community					Shelter overview			
State	Township	# HH	# of IDP	# of IDP Loc.	# Shelters needed	# Shelters planned	# Shelters gap	Current coverage
Kachin	Bhamo	1,105	6,195	9	351	192	159	55%
	Chipwi	493	2,634	3	208	116	92	56%
	Hpakant	833	4,069	21	521	197	324	38%
	Injyangyang	162	678	2	108	108	-	100%
	Mansi	2,857	14,125	11	1,907	673	1,234	35%
	Mogaung	311	1,663	8	167	105	62	63%
	Mohnyin	152	750	4	21	-	21	no coverage
	Momauk	4,387	22,922	14	2,473	719	1,754	29%
	Myitkyina	2,066	10,908	25	1,251	631	620	50%
	Shwegu	371	1,713	3	51	-	51	no coverage
	Sumprabum	222	1,172	3	-	-	-	
	Tanai	280	1,283	3	143	26	117	18%
	Waingmaw	4,993	26,515	33	2,341	544	1,797	23%
<b>Kachin Total</b>		<b>18,232</b>	<b>94,627</b>	<b>139</b>	<b>9,542</b>	<b>3,311</b>	<b>6,231</b>	<b>35%</b>
Shan(north)	Hseni	36	179	1	27	-	27	no coverage
	Hsipaw	37	120	1	-	-	-	
	Kutkai	911	4,736	15	465	130	335	28%
	Laukkaing (Kokang SA)	200	1,000	2	-	-	-	
	Muse	531	2,373	7	63	-	63	no coverage
	Namhkan	198	950	3	232	204	28	88%
	Namtu	133	572	4	184	81	103	44%
	Kyaukme	1,041	3,840	6	-	-	-	
	Lashio	262	1,118	8	-	-	-	
Tangyan	43	157	1	-	-	-		
<b>Shan(north) Total</b>		<b>3,392</b>	<b>15,045</b>	<b>48</b>	<b>971</b>	<b>415</b>	<b>556</b>	<b>43%</b>
<b>Total</b>		<b>21,624</b>	<b>109,672</b>	<b>187</b>	<b>10,513</b>	<b>3,726</b>	<b>6,787</b>	<b>35%</b>

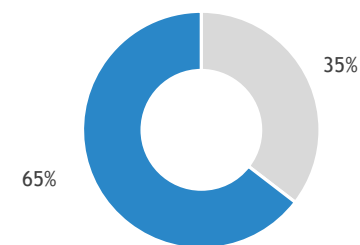
# NFIs distributed 2022



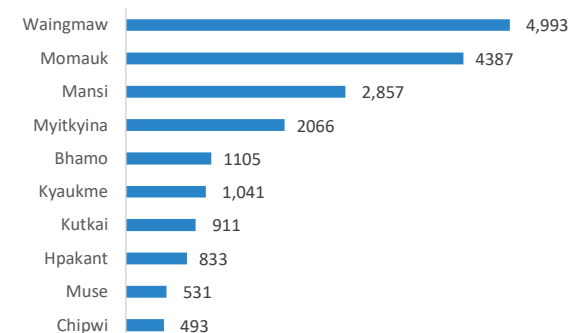
# NFI distributions per month



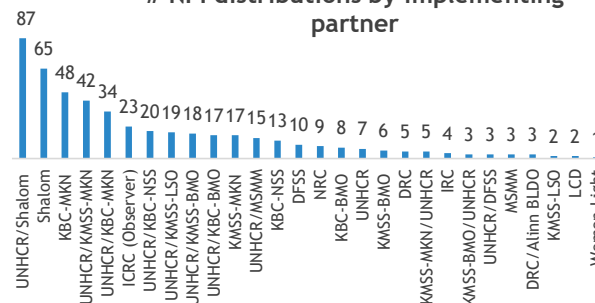
Shelter needs met (grey), Shelter needs unmet (blue)



# IDP households per Township (top 10)



# NFI distributions by implementing partner



Type of accomodation	GCA	NGCA
Boarding School		1
Camp	110	17
Camp Like setting	45	3
IDPs in host	11	
<b>Grand Total</b>	<b>166</b>	<b>21</b>

**Implementing and supporting agencies:**

KBC, KMSS, KRDC, Metta, MRCS, Meikshwe Myanmar, NRC, Nyein Foundation (Shalom), RI, SCI, SI, STW, UNHCR, WPN, ICRC (observer), DFSS