

CCCM/ SHELTER/ NFI Cluster Analysis Report (CAR) - Kachin/ NSS, Myanmar

1 Jan - 31 Dec 2019

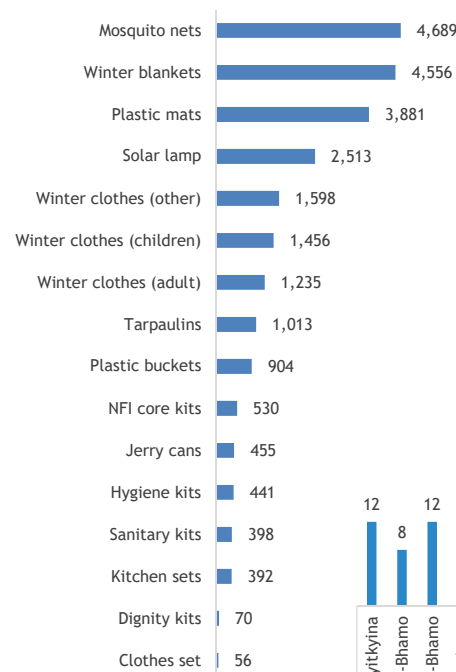


# of IDP locations	173
# of IDPs	107,191
# of IDP Households	20,711

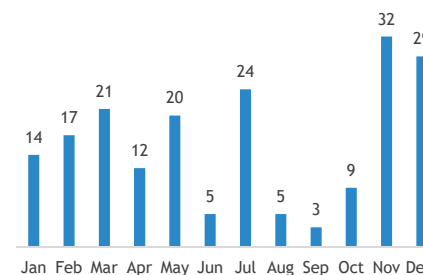
In Myanmar, the Shelter/NFI/CCCM Cluster was activated in January 2013. By March 2013, the Shelter/NFI/CCCM Cluster became operational in Kachin and Northern Shan States. Currently 3 Camp Management Agencies undertake substantial work for the Shelter/NFI/CCCM Cluster: data collection, coordination, monitoring of services, community mobilization and capacity building across camps that house over 106,000 IDPs. The objective of the Shelter/NFI/CCCM Cluster remains to ensure all of

# households (HH) and IDPs by camp/host community					Shelter overview			
State	Township	# HH	# of IDPs	# of IDP Loc.	# Shelters needed	# Shelters planned	# Shelters gap	Current coverage
Kachin	Bhamo	1,318	7,500	8	367	173	194	47%
	Chipwi	608	3,085	5	315	150	165	48%
	Hpakant	798	4,040	23	597	431	166	72%
	Mansi	2,819	13,994	11	1,404	473	931	34%
	Mogaung	310	1,550	8	424	415	9	98%
	Mohnyin	78	384	4	-	-	-	
	Momauk	4,764	25,345	17	2,592	838	1,754	32%
	Myitkyina	2,196	11,545	26	1,247	970	277	78%
	Putta-O	88	441	3	61	61	-	100%
	Shwegu	458	1,883	3	75	-	75	no coverage
	Sumprabum	212	1,046	4	179	179	-	100%
	Tanai	276	1,229	3	189	149	40	79%
	Waingmaw	4,849	25,302	24	3,120	1,513	1,607	48%
Kachin Total		18,774	97,344	139	10,570	5,352	5,218	51%
NSS	Hseni	48	263	1	51	25	26	49%
	Hsipaw	37	120	1	-	-	-	
	Kutkai	922	4,767	16	548	327	221	60%
	Manton	58	306	2	60	36	24	60%
	Muse	169	864	2	70	7	63	10%
	Namhkan	372	1,910	6	298	-	298	no coverage
	Namtu	131	617	4	128	36	92	28%
	Laukkaing (Kokang SAZ)	200	1,000	2	-	-	-	
	NSS Total		1,937	9,847	34	1,155	431	724
Total		20,711	107,191	173	11,725	5,783	5,942	49%

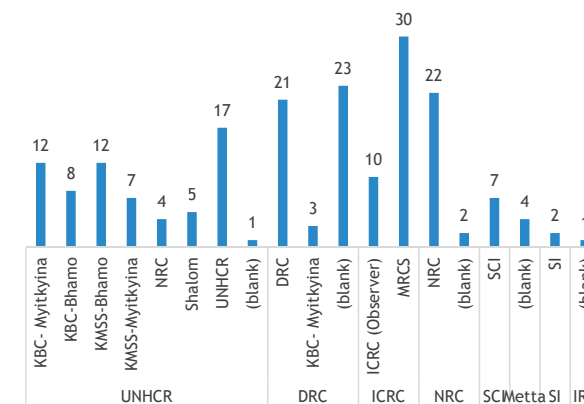
NFIs distributed



NFI distributions per month

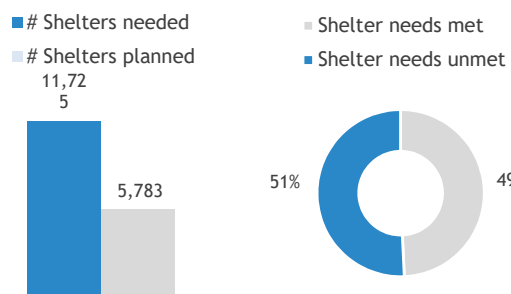


NFI distributions by agency and implementing partner



Type of accomodation	GCA		NGCA	
	# camps	# Inds	# camps	# Inds
Boarding School	2	57	1	456
Camp	122	59,887	17	37,670
Camp like setting	20	3,398	1	1,397
IDPs in host	10	4,326		
Total	154	67.668	19	39.523

Implementing and supporting agencies:
Cordaid, ICRC (observer), KBC, KMSS, Metta, MCRS, NRC, Save the Children International, SI, Shalom, UNHCR



IDP households per Township (top 10)

