

CCCM/ SHELTER/ NFI Cluster Analysis Report (CAR) - Central Rakhine and Chin, Myanmar

January - June 2020

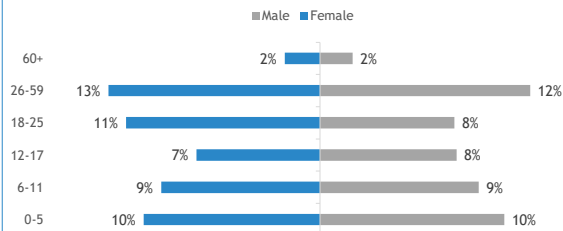


IDP locations: **24** # IDPs: **131,907** # IDP HH: **24,824**

Households (HH) and IDPs by camp/ host community

Township	Camp name	Responsible agency	Site type	# Households	# IDPs
Kyaukpyu	Kyauk Ta Lone	UNHCR	Planned camp	392	993
Kyauktaw	Nidin*	UNHCR	Self-settled camp	85	546
Myebon	Taung Paw*	RI	Planned camp	716	2,920
Pauktaw	Ah Nauk Ywe	LWF	Planned camp	1,115	5,025
	Kyein Ni Pyin*	DRC	Planned camp	1,309	6,091
	Nget Chaung 1	LWF	Planned camp	1,025	4,786
	Nget Chaung 2	LWF	Planned camp	982	4,759
	Sin Tet Maw	DRC	Planned camp	682	2,538
Sittwe	Basare	LWF	Planned camp	381	2,369
	Baw Du Pha	UNHCR	Host community	41	226
	Baw Du Pha 1	DRC	Planned camp	1,008	4,697
	Baw Du Pha 2	DRC	Planned camp	1,333	7,531
	Dar Pai	DRC	Planned camp	1,850	10,892
	Dar Pai	UNHCR	Host community	518	2,951
	Khaung Doke Khar 1	LWF	Planned camp	392	2,400
	Khaung Doke Khar 2	LWF	Planned camp	400	2,234
	Maw Ti Ngar	NRC	Planned camp	657	3,812
	Ohn Taw Chay	DRC	Planned camp	777	4,611
	Ohn Taw Gyi (North)	DRC	Planned camp	2,647	14,499
	Ohn Taw Gyi (South)	LWF	Planned camp	2,260	11,810
	Say Tha Mar Gyi	DRC	Planned camp	2,678	14,526
	Thae Chaung	LWF	Self-settled camp	2,062	12,380
	Thet Kae Pyin	NRC	Planned camp	1,018	6,369
	Thet Kae Pyin	UNHCR	Host community	496	2,942
	Grand Total				24,824

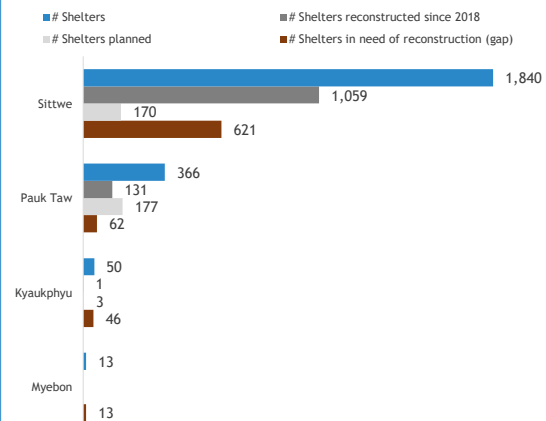
Age and sex breakdown of IDP camp population



Shelters in camps: **2,269** # Shelters planned: **350**

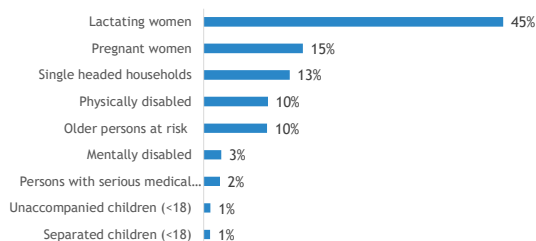
Shelters reconstructed since 2018: **1,191** # Shelters in need of reconstruction (gap): **742**

Status of shelter units in IDP camps by Township



Persons with specific needs in IDP camps

17,200 IDPs (13% of total)



HH and IDPs in AA-MAF conflict displacement sites**

displacement sites: **141** # IDPs: **49,738** # IDP HH: **12,412**

Township	# sites	# HH	# Males	# Females	# Individuals
Ann	11	895	1,945	2,041	3,986
Kyaukpyu	1	76	125	162	287
Kyauktaw	12	2,792	4,972	6,089	11,061
Minbya	16	859	1,405	2,006	3,411
Mrauk-U	26	4,589	8,082	10,493	18,575
Myebon	18	974	1,705	1,861	3,566
Pauktaw	4	138	214	289	503
Ponnagyun	15	705	1,518	1,607	3,125
Sittwe	38	1,384	2,182	3,042	5,224
Grand Total	141	12,412	22,148	27,590	49,738

HH reached with NFI distributions in AA-MAF conflict displacement sites by Township - items included in Core NFI kit underlined in table

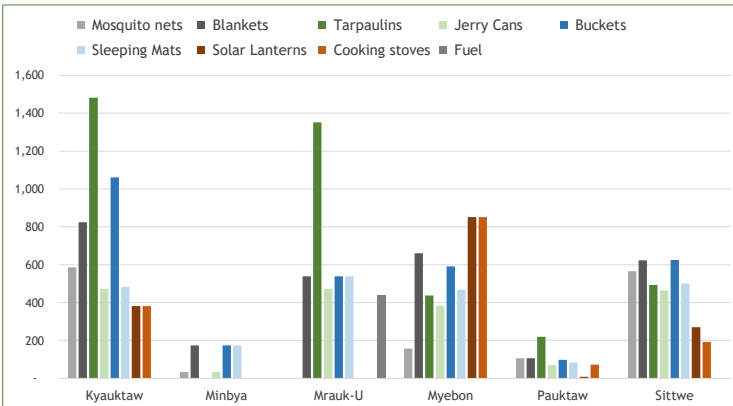
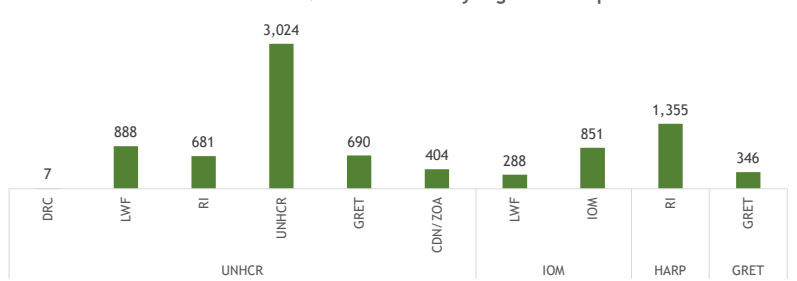
Township	Mosquito nets	Blankets	Tarpaulins	Jerry Cans	Buckets	Sleeping Mats	Solar Lanterns	Cooking stoves	Fuel
Kyauktaw	586	824	1,482	472	1,060	482	381	381	
Minbya	33	174	-	33	174	174			
Mrauk-U	-	538	1,352	473	538	538			441
Myebon	157	660	437	384	591	468	851	851	
Pauktaw	106	106	219	70	97	84	8	72	
Sittwe	565	623	493	465	624	502	270	193	
Grand Total	1,447	2,925	3,982	1,897	3,084	2,249	1,510	1,497	441

HH reached with NFI distributions by month

Total: **8,534 HH**



HH reached with NFI distributions by organisation/ partner



*Camps declared closed by the Government where the HCT position applies. **Rakhine State Government (RSG) figures, July 2020
Sources: CCCM, Shelter/NFI Cluster Partners & UNHCR, and RSG list. For further information please contact Remo Fambri (fambri@unhcr.org), CCCM/Shelter Officer, UNHCR Sittwe