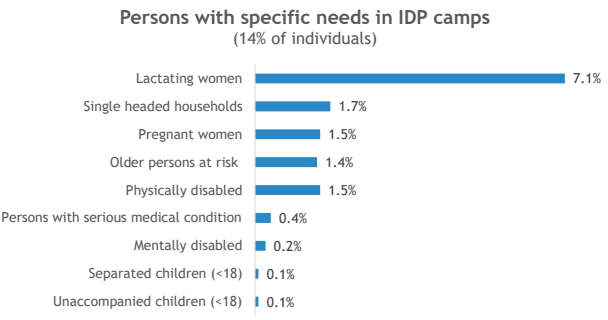
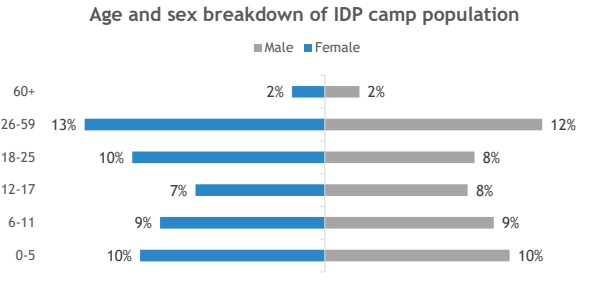


CCCM/ SHELTER/ NFI Cluster Analysis Report (CAR) - Central Rakhine and Chin, Myanmar

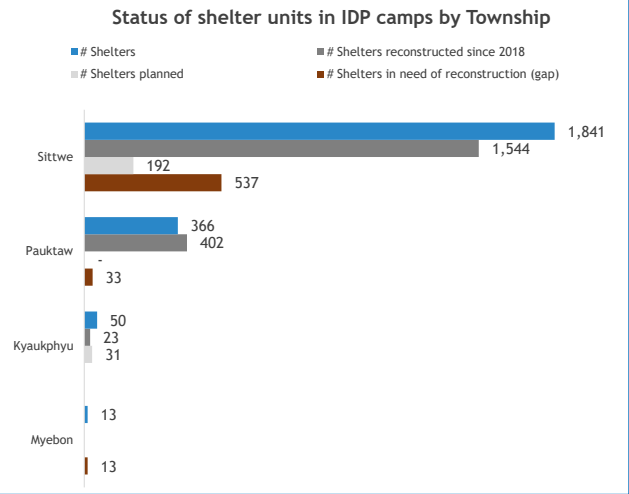
October - December 2021

# IDP locations:	24	# IDPs:	140,525	# IDP HH:	24,983
------------------	-----------	---------	----------------	-----------	---------------

Township	Camp name	Responsible agency	Site type	# Households	# IDPs
Kyaukpyu	Kyauk Ta Lone	UNHCR	Planned camp	334	1,001
Kyauktaw	Nidin*	UNHCR	Self-settled camp	85	546
Myebon	Taung Paw*	RI	Planned camp	784	3,548
Pauktaw	Ah Nauk Ywe	LWF	Planned camp	1,112	5,170
	Kyein Ni Pyin*	DRC	Planned camp	1,387	6,761
	Nget Chaung 1	LWF	Planned camp	1,059	5,095
	Nget Chaung 2	LWF	Planned camp	982	4,883
	Sin Tet Maw	DRC	Planned camp	811	2,871
Sittwe	Basare	LWF	Planned camp	380	2,458
	Baw Du Pha (IDPs in	UNHCR	Host community	41	226
	Baw Du Pha 1	DRC	Planned camp	1,012	5,081
	Baw Du Pha 2	DRC	Planned camp	1,346	8,717
	Dar Pai	DRC	Planned camp	1,753	11,717
	Dar Pai (IDPs in host	UNHCR	Host community	518	2,951
	Khaung Doke Khar 1	LWF	Planned camp	387	2,024
	Khaung Doke Khar 2	LWF	Planned camp	400	2,251
	Maw Ti Ngar	NRC	Planned camp	657	3,941
	Ohn Taw Chay	DRC	Planned camp	789	5,260
	Ohn Taw Gyi (North)	DRC	Planned camp	2,640	15,836
	Ohn Taw Gyi (South)	LWF	Planned camp	2,275	12,481
	Say Tha Mar Gyi	DRC	Planned camp	2,678	14,951
	Thae Chaung	LWF	Self-settled camp	2,038	12,942
	Thet Kae Pyin	NRC	Planned camp	1,019	6,872
Thet Kae Pyin (IDPs i	UNHCR	Host community	496	2,942	
Grand Total				24,983	140,525



# Shelters in camps:	2,270	# Shelters planned:	223
# Shelters reconstructed since 2018:	1,969	# Shelters in need of reconstruction	583



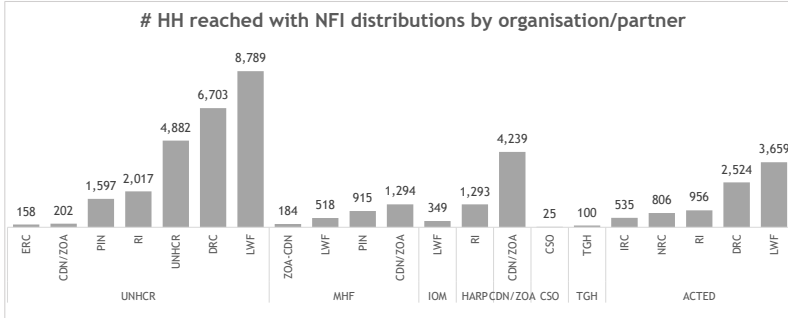
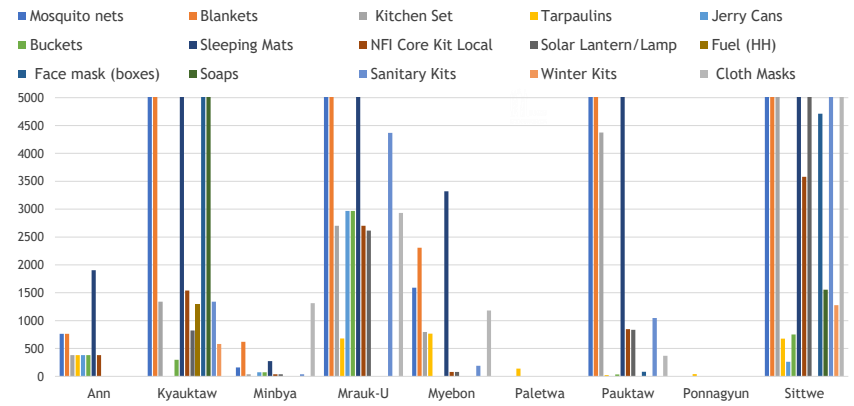
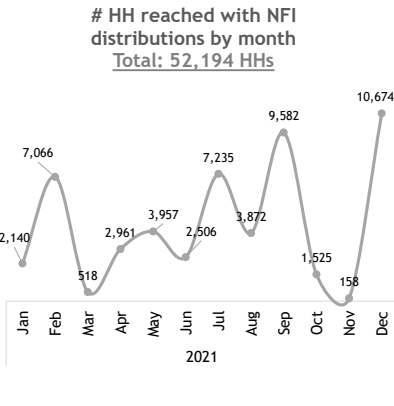
HH and IDPs in AA-MAF conflict displacement sites

# displacement sites:	135	# IDPs:	54,405	# IDP HH:	13,244
-----------------------	------------	---------	---------------	-----------	---------------

Township	# sites	# of HH	# Male	# Female	# Individuals
Ann	7	689	1,580	1,618	3,329
Kyauktaw	18	3,309	6,075	7,362	13,437
Minbya	10	511	869	1,189	2,058
Mrauk-U	28	5,151	9,417	11,380	20,797
Myebon	13	678	1,122	1,267	2,389
Pauktaw	4	38	76	76	152
Ponnagyun	9	325	837	804	1,641
Sittwe	31	1,015	1,837	2,217	4,054
Paletwa	15	1,528	1,742	1,750	6,548
Grand Total	135	13,244	23,555	27,663	54,405

NFI Distribution in camps and sites

Township	Mosquito nets	Blankets	Kitchen Set	Tarpaulins	Jerry Cans	Buckets	Sleeping Mats	NFI Core Kit Local	Solar Lantern/Lamp	Fuel (HH)	Face mask (boxes)	Soaps	Sanitary Kits	Winter Kits	Cloth Masks
Ann	762	762	381	381	381	381	1,905	381	824	1,294	18,487	29,325	1,341	582	
Kyauktaw	7,584	9,555	1,341			299	12,414	1,539							
Minbya	161	621	37			74	273	37	37						1,312
Mrauk-U	6,886	11,098	2,701	680	2,968	2,968	13,505	2,701	2,614				4,370		2,932
Myebon	1,592	2,308	796	767			3,320	80	80				189		1,182
Paletwa				138											
Pauktaw	10,704	13,525	4,374	22		36	19,494	847	836		81		1,047		368
Ponnagyun				41											
Sittwe	27,732	42,191	9,928	678	261	753	54,328	3,579	5,877		4,711	1,554	6,288	1,276	14,144
Grand Total	55,421	80,060	19,558	2,707	3,684	4,511	105,239	9,164	10,268	1,294	23,279	30,879	13,272	1,858	19,938



*Camps declared closed by The de facto authority where the HCT position applies.
Sources: CCCM, Shelter/NFI Cluster Partners & UNHCR. For further information please contact Travis Wesley Lyon (lyon@unhcr.org), CCCM/Shelter Officer, UNHCR Sittwe