

CCCM/ SHELTER/ NFI Cluster Analysis Report (CAR) - Central Rakhine and Chin, Myanmar

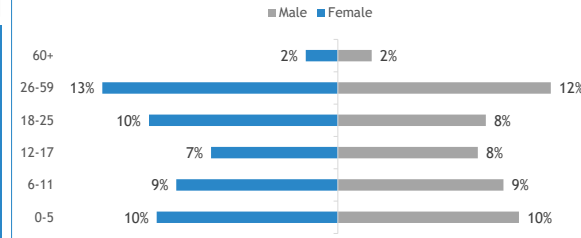
January -March 2022

# IDP locations:	24	# IDPs:	142,843	# IDP HH:	25,105
------------------	-----------	---------	----------------	-----------	---------------

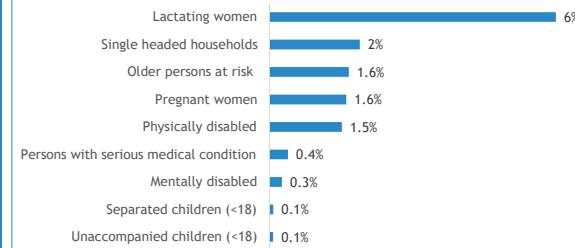
Stateless Households (HH) and IDPs by camp/ host community

Township	Camp name	Responsible agency	Site type	# Households	# IDPs
Kyaukpyu	Kyauk Ta Lone	UNHCR	Planned camp	334	1,001
Kyauktaw	Nidin*	UNHCR	Self-settled camp	97	632
Myebon	Taung Paw*	RI	Planned camp	784	3,548
Pauktaw	Ah Nauk Ywe	LWF	Planned camp	1,110	5,196
	Kyein Ni Pyin*	DRC	Planned camp	1,389	6,805
	Nget Chaung 1	LWF	Planned camp	1,076	5,049
	Nget Chaung 2	LWF	Planned camp	1,064	5,154
	Sin Tet Maw	DRC	Planned camp	811	2,879
Sittwe	Basare	LWF	Planned camp	380	2,475
	Baw Du Pha (IDPs in host family)	UNHCR	Host community	41	226
	Baw Du Pha 1	DRC	Planned camp	1,012	5,101
	Baw Du Pha 2	DRC	Planned camp	1,346	8,728
	Dar Pai	DRC	Planned camp	1,753	11,715
	Dar Pai (IDPs in host family)	UNHCR	Host community	518	2,951
	Khaung Doke Khar 1	LWF	Planned camp	386	2,028
	Khaung Doke Khar 2	LWF	Planned camp	400	2,255
	Maw Ti Ngar	NRC	Planned camp	657	3,949
	Ohn Taw Chay	DRC	Planned camp	789	5,289
	Ohn Taw Gyi (North)	DRC	Planned camp	2,640	15,865
	Ohn Taw Gyi (South)	LWF	Planned camp	2,275	12,537
	Say Tha Mar Gyi	DRC	Planned camp	2,690	16,635
	Thae Chaung	LWF	Self-settled camp	2,038	12,965
	Thet Kae Pyin	NRC	Planned camp	1,019	6,918
Thet Kae Pyin (IDPs in host family)	UNHCR	Host community	496	2,942	
Grand Total				25,105	142,843

Age and sex breakdown of IDP camp population

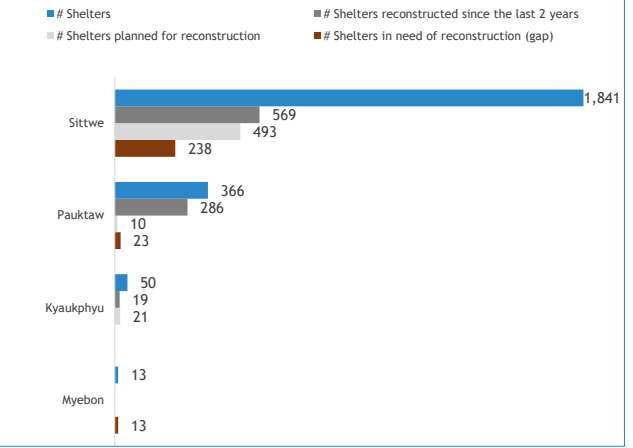


Persons with specific needs in IDP camps (13% of individuals)



# Shelters in camps:	2,270	# Shelters planned for reconstruction:	524
# Shelters reconstructed since 2020:	874	# Shelters in need of reconstruction (gap):	274

Status of shelter units in IDP camps by Township

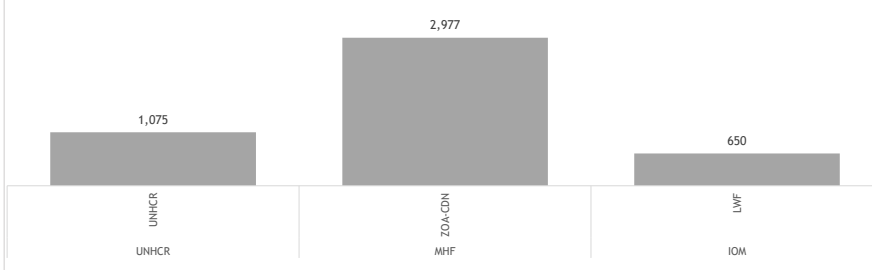


HH and IDPs in AA-MAF conflict displacement sites

# displacement sites:	135	# IDPs:	51,849	# IDP HHs:	12,441
-----------------------	------------	---------	---------------	------------	---------------

Township	# sites	# of HH	# Male	# Female	# Individuals
Ann	7	689	1,539	1,585	3,155
Kyauktaw	18	3,040	5,587	6,948	12,535
Minbya	10	166	337	412	749
Mrauk-U	28	4,998	9,586	11,161	20,747
Myebon	13	665	1,093	1,237	2,330
Pauktaw	4	30	62	56	118
Ponnagyun	9	319	823	795	1,618
Sittwe	31	1,006	1,837	2,212	4,049
Paletwa	15	1,528	1,742	1,750	6,548
Grand Total	135	12,441	22,606	26,156	51,849

HH reached with NFI distributions by organisation/partner

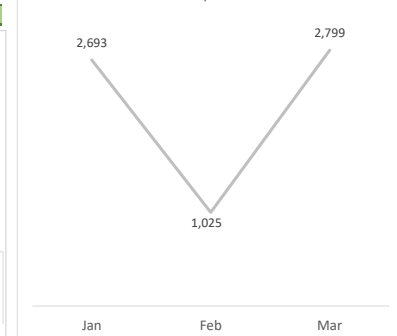


NFI Distribution in camps and sites

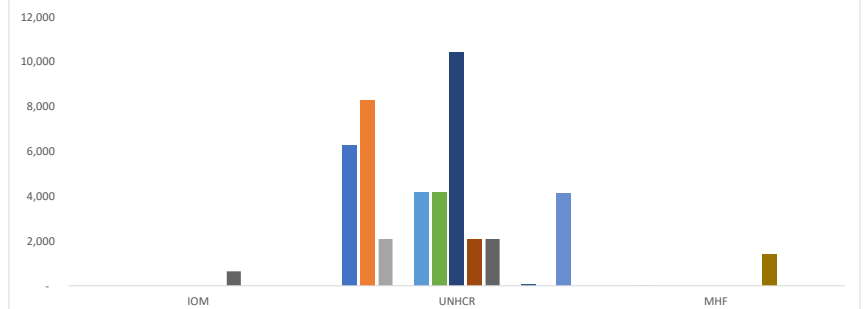
NFI Distribution in camps and sites by Township (table and graph) - Items included in Core NFI kit underlined in table

Township	Mosquito nets	Blankets	Kitchen Set	Jerry Cans	Buckets	Sleeping Mats	NFI Core Kit Local	Solar Lantern/Lamp	Fuel (HH)	Face mask (boxes)	Sanitary Kits	Winter Kits
Kyaukpyu												
Kyauktaw				9							58	
Mrauk U	2,631	2,631	877	1,754	1,754	4,385	877	877	1,304			225
Myebon	594	594	198	396	396	990	198	198				198
Pauktaw												
Sittwe	3,036	5,060	1,012	2,024	2,024	5,060	1,012	1,615	92			3,036
Grand Total	6,261	8,285	2,096	4,174	4,174	10,435	2,087	2,729	1,396	58	4,111	225

HH reached with NFI distributions by month



Legend for NFI Distribution: Mosquito nets, Blankets, Kitchen Set, Tarpaulins, Jerry Cans, Buckets, Sleeping Mats, NFI Core Kit Local, Solar Lantern/Lamp, Fuel (HH), Face mask (boxes), Soaps, Sanitary Kits



*Camps declared closed by The de facto authority where the HCT position applies.

Sources: CCCM, Shelter/NFI Cluster Partners & UNHCR. For further information please contact Travis Wesley Lyon (lyon@unhcr.org), CCCM/Shelter Officer, UNHCR Sittwe