

CCCM/ SHELTER/ NFI Cluster Analysis Report (CAR) - Central Rakhine and Chin, Myanmar

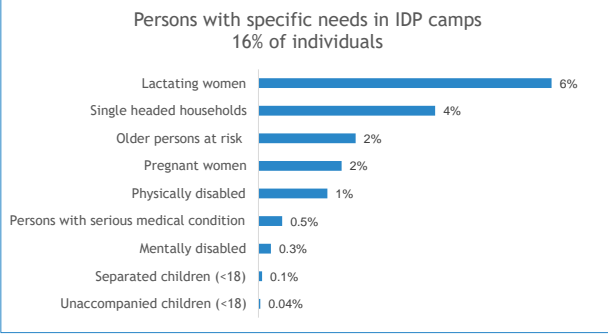
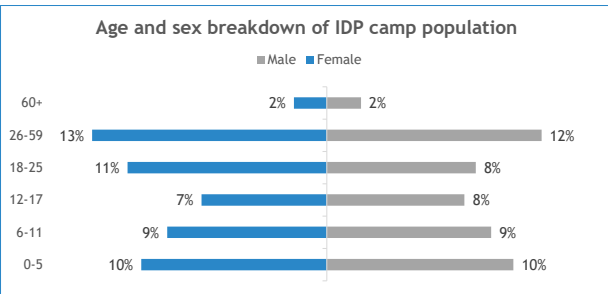
October-December 2022



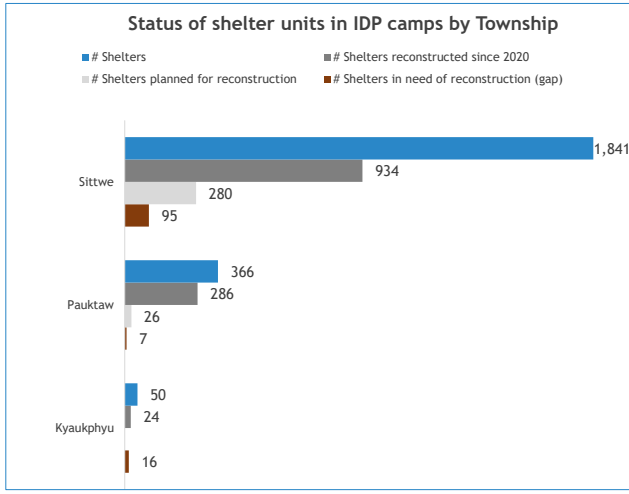
# IDP locations:	24	# IDPs:	146,560	# IDP HHs:	25,581
------------------	-----------	---------	----------------	------------	---------------

Stateless Households (HH) and IDPs by camp/ host community

Township	Camp name	Responsible agency	Site type	# Households	# IDPs
Kyaukpyu	Kyauk Ta Lone	UNHCR	Planned camp	334	1,001
Kyauktaw	Nidin	UNHCR	Self-settled camp	97	632
Myebon	Taung Paw	RI	Planned camp	784	3,548
Pauktaw	Ah Nauk Ywe	LWF	Planned camp	1,109	5,358
	Kyein Ni Pyin	DRC	Planned camp	1,481	7,466
	Nget Chaung 1	LWF	Planned camp	1,076	5,157
	Nget Chaung 2	LWF	Planned camp	1,063	5,288
	Sin Tet Maw	DRC	Planned camp	867	2,984
Sittwe	Basare	LWF	Planned camp	380	2,530
	Baw Du Pha (IDP in host families)	UNHCR	Host community	41	226
	Baw Du Pha 1	DRC	Planned camp	1,012	4,766
	Baw Du Pha 2	DRC	Planned camp	1,370	9,053
	Dar Pai	DRC	Planned camp	1,955	12,453
	Dar Pai (IDP in host families)	UNHCR	Host community	518	2,951
	Khaung Doke Khar 1	LWF	Planned camp	386	2,062
	Khaung Doke Khar 2	LWF	Planned camp	400	2,295
	Maw Ti Ngar	NRC	Planned camp	657	3,865
	Ohn Taw Chay	DRC	Planned camp	784	5,396
	Ohn Taw Gyi (North)	DRC	Planned camp	2,743	16,920
	Ohn Taw Gyi (South)	LWF	Planned camp	2,275	12,705
	Say Tha Mar Gyi	DRC	Planned camp	2,690	16,837
	Thae Chaung	LWF	Self-settled camp	2,038	13,049
	Thet Kae Pyin	NRC	Planned camp	1,025	7,076
	Thet Kae Pyin (IDPs in host famil)	UNHCR	Host community	496	2,942
	Grand Total				25,581



# Shelters in camps:	2,257	# Shelters planned for reconstruction:	306
# Shelters reconstructed since 2020:	1,244	# Shelters in need of reconstruction (gap):	118



HH and IDPs in AA-MAF conflict displacement sites

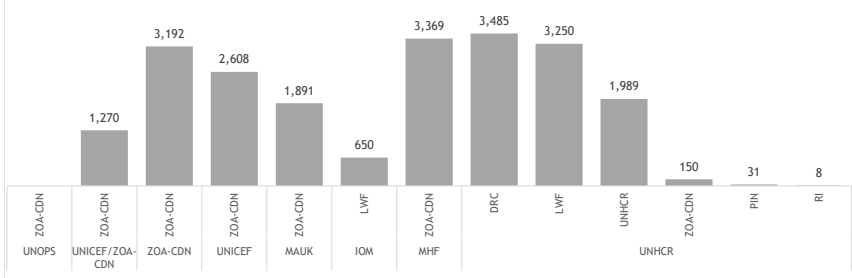
# displacement sites:	140	# IDPs:	59,630	# IDP HHs:	14,337
-----------------------	------------	---------	---------------	------------	---------------

Township	# sites	# of HH	# Male	# Female	# Individuals
Ann	5	144	318	313	826
Kyauktaw	18	3,992	7,165	9,079	16,244
Minbya	6	69	154	180	334
Mrauk-U	28	5,520	10,782	12,501	23,283
Myebon	12	546	890	1,024	1,914
Pauktaw	5	124	134	203	337
Ponnagyun	13	652	1,377	1,496	2,873
Sittwe	34	1,133	2,115	2,645	4,760
Paletwa	19	2,157	4,231	4,828	9,059
Grand Total	140	14,337	27,166	32,269	59,630

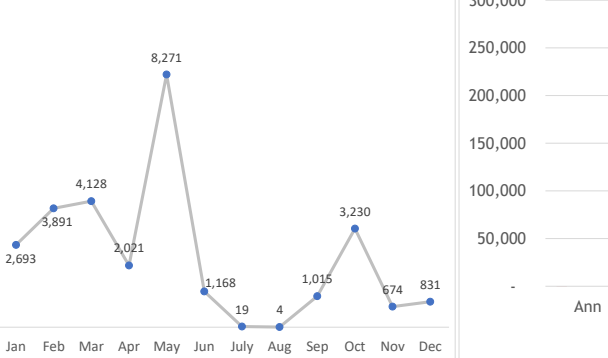
NFI Distribution in camps and sites

Township	NFI Distribution in camps and sites					NFI Distribution in camps and sites by Township - items included in Core NFI kit underlined in table							
	Mosquito nets	Blankets	Kitchen Set	Jerry Cans	Buckets	Sleeping Mats	NFI Core Kit Local	Solar Lantern/Lamp	Fuel (HH)	Face mask (boxes)	Sanitary Kits	Winter Kits	Cooking Stove
Kyaukpyu	1,149	1,915	383	766	766	1,915	383	383		42.32	1149		
Kyauktaw	4,766	881	273		1,148	973	209	234	1,617		4,351	225	1141
Minbya	12	20	4	8	8	20	4	4			4		
Mrauk U	4,211	4,211	1,442	1,786	2,762	7,178	1,451	1,313			1,359		
Myebon	594	594	198	396	396	990	198	198			198		
Pauktaw	9,750	16,250	3,250	6,500	6,500	16,250	3,250	3,289			9,750		39
Sittwe	15,137	22,776	4,702	8,994	10,116	22,809	5,268	5,146	648		15,286		628
Grand Total	35,619	46,647	10,252	18,450	21,696	50,135	10,763	10,567	2,265	42	32,097	225	1,808

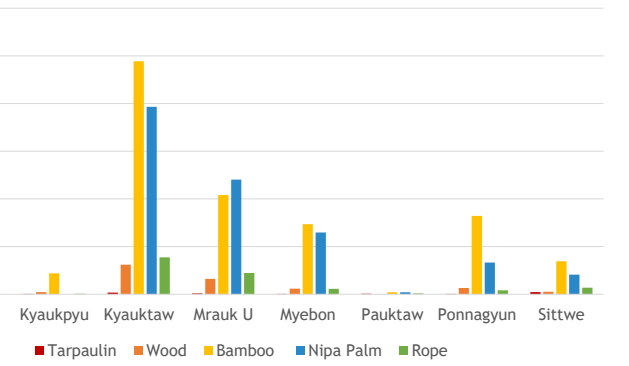
HH reached with NFI distributions by organisation/partner



HH reached with NFI distributions by month



Shelter Items Distribution by Township by UNHCR



*Camps declared closed by The de facto authority where the HCT position applies.
Sources: CCCM, Shelter/NFI Cluster Partners & UNHCR. For further information please contact Travis Wesley Lyon (lyon@unhcr.org), CCCM/Shelter Officer, UNHCR Sittwe