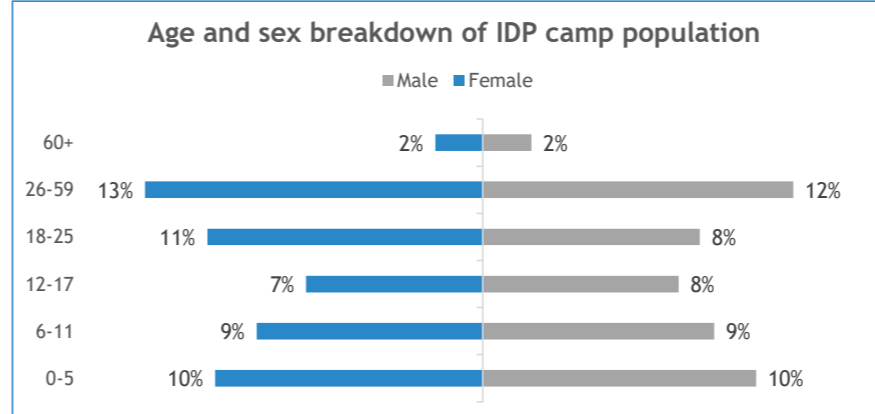


CCCM/ SHELTER/ NFI Cluster Analysis Report (CAR) - Central Rakhine and Chin, Myanmar

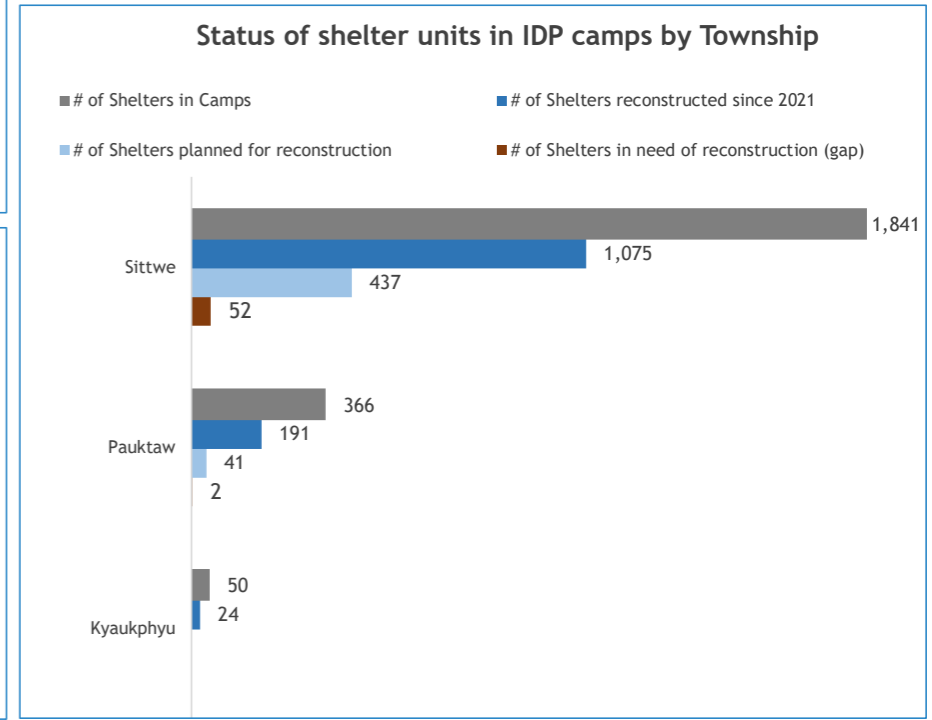
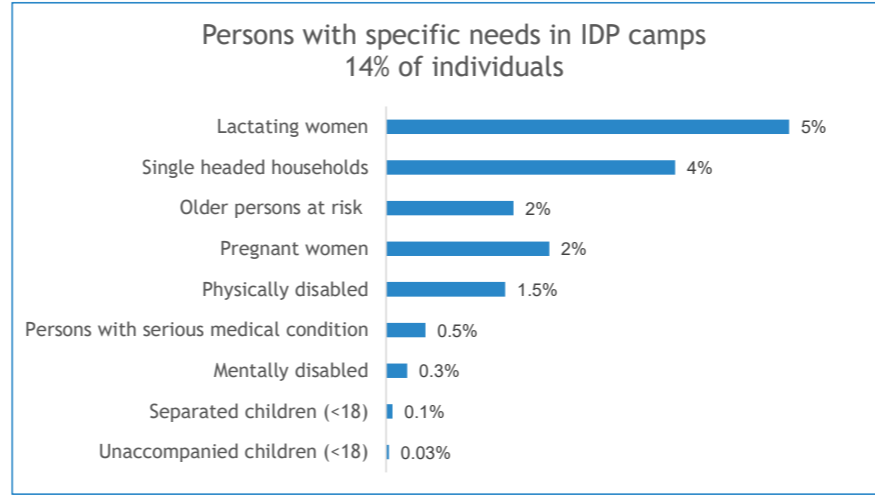
April-June 2023

# IDP locations:	24	# IDPs:	147,403	# IDP HHs:	25,627
------------------	-----------	---------	----------------	------------	---------------

# Stateless Households (HH) and IDPs by camp/ host community					
Township	Camp name	Responsible agency	Site type	# Households	# IDPs
Kyaukpyu	Kyauk Ta Lone	UNHCR	Planned camp	380	1,113
Kyauktaw	Nidin *	UNHCR	Self-settled camp	85	686
Myebon	Taung Paw *	RI	Planned camp	784	3,548
Pauktaw	Ah Nauk Ywe	LWF	Planned camp	1,104	5,499
	Kyein Ni Pyin *	DRC	Planned camp	1,481	7,550
	Nget Chaung 1	LWF	Planned camp	1,049	5,164
	Nget Chaung 2	LWF	Planned camp	1,067	5,320
	Sin Tet Maw	DRC	Planned camp	877	3,030
Sittwe	Basare	LWF	Planned camp	402	2,575
	Baw Du Pha (IDP in host families)	UNHCR	Host community	41	226
	Baw Du Pha 1	DRC	Planned camp	1,012	4,819
	Baw Du Pha 2	DRC	Planned camp	1,379	9,226
	Dar Pai	DRC	Planned camp	1,955	12,484
	Dar Pai (IDP in host families)	UNHCR	Host community	518	2,951
	Khaung Doke Khar 1	LWF	Planned camp	392	2,090
	Khaung Doke Khar 2	LWF	Planned camp	396	2,259
	Maw Ti Ngar	NRC	Planned camp	657	3,895
	Ohn Taw Chay	DRC	Planned camp	784	5,486
	Ohn Taw Gyi (North)	DRC	Planned camp	2,763	16,991
	Ohn Taw Gyi (South)	LWF	Planned camp	2,248	12,218
	Say Tha Mar Gyi	DRC	Planned camp	2,690	17,032
	Thae Chaung	LWF	Self-settled camp	2,042	13,159
	Thet Kae Pyin	NRC	Planned camp	1,025	7,140
Thet Kae Pyin (IDPs in host family)	UNHCR	Host community	496	2,942	
Grand Total				25,627	147,403



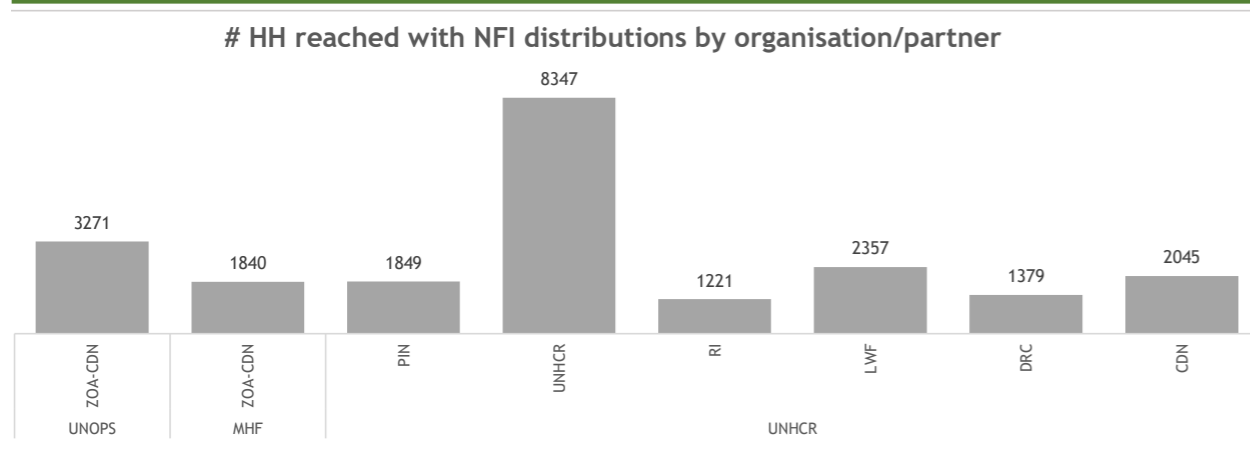
# Shelters in camps:	2,257	# Shelters planned for reconstruction:	478
# Shelters reconstructed since 2021:	1,290	# Shelters in need of reconstruction (gap):	54



HH and IDPs in AA-MAF conflict displacement sites

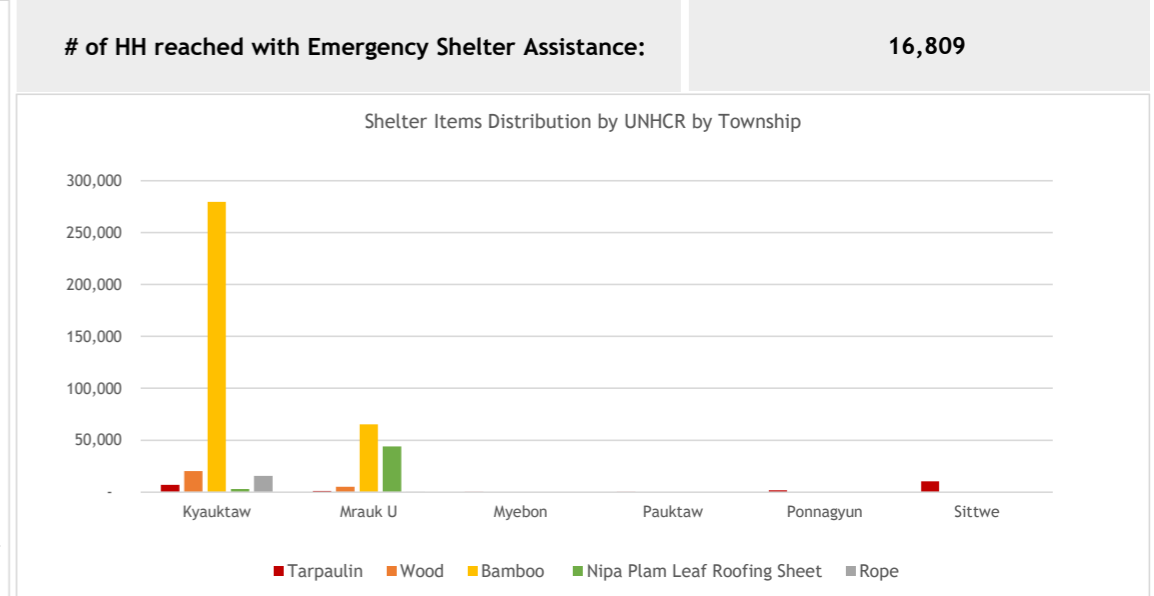
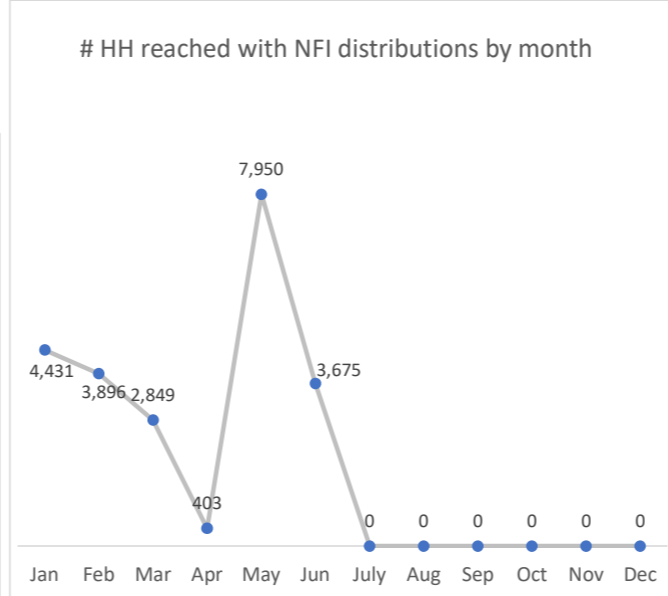
# displacement sites:	114	# IDPs:	40,595	# IDP HHs:	9,818
-----------------------	------------	---------	---------------	------------	--------------

Township	# sites	# of HH	# Male	# Female	# Individuals
Ann	1	2	6	3	9
Kyauktaw	13	2,647	4,827	5,951	10,778
Minbya	4	47	89	122	211
Mrak-U	28	4,011	7,604	8,961	16,565
Myebon	12	414	671	771	1,442
Pauktaw	2	21	42	42	84
Ponnagyun	10	700	1,493	1,706	3,199
Sittwe	28	915	1,719	2,116	3,835
Paletwa	16	1,061	2,059	2,413	4,472
Grand Total	114	9,818	18,510	22,085	40,595



NFI Distribution in camps and sites by Township - items included in Core NFI kit underlined in table

Township	Mosquito nets	Blankets	<u>Kitchen Set</u>	<u>Jerry Cans</u>	Buckets	Sleeping Mats	<u>NFI Core Kit Local</u>	Solar Lantern/Lamp	Fuel (HH)	Sanitary Kits	Winter Kits/Clothes	Cooking Stove
	Kyaukpyu	380	-	-	-	-	-	-	-	-	-	-
Kyauktaw	6,703	4,512	1,084	1,963	2,625	6,754	1,121	-	583	-	3,204	-
Mrak U	504	504	168	336	336	840	168	168	-	168	-	5,280
Myebon	138	230	46	92	92	230	40	46	-	40	-	-
Paletwa	5,213	8,690	1,738	3,476	3,476	8,690	1,738	1,738	-	-	-	-
Pauktaw	68	123	6	24	24	140	1	23	-	-	-	-
Ponnagyun	796	796	398	-	-	1,194	-	-	-	-	-	-
Sittwe	33,750	39,531	7,668	13,415	13,443	39,968	20	4,027	-	-	9	9
Grand Total	47,552	54,386	11,108	19,306	19,996	57,816	3,088	6,002	583	208	8,493	9



*Camps declared closed by The de facto authority where the HCT position applies.
Sources: CCCM, Shelter/NFI Cluster Partners & UNHCR. For further information please contact Travis Wesley Lyon (lyon@unhcr.org), CCCM/Shelter Officer, UNHCR Sittwe