

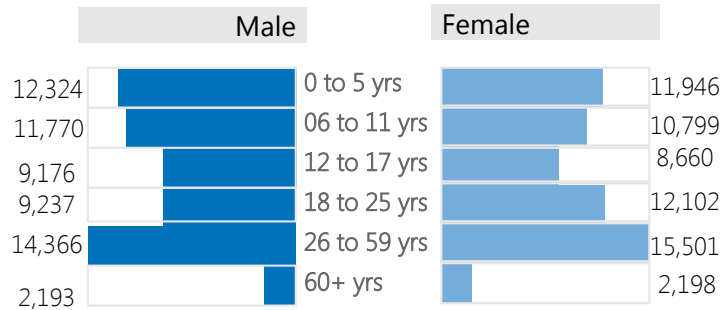
CCCM SITE PROFILE

Rakhine State, MYANMAR

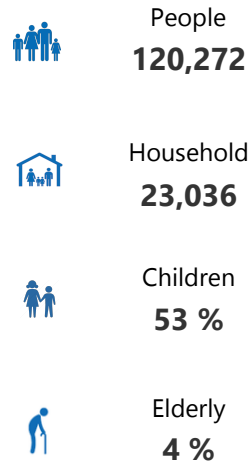
Township	Camp Name	Camp Management Agency	Monitoring Period
All	All	All	Q4 (Oct-Dec 2018)

AGE GENDER BREAKDOWN

51 % of the IDPs are female

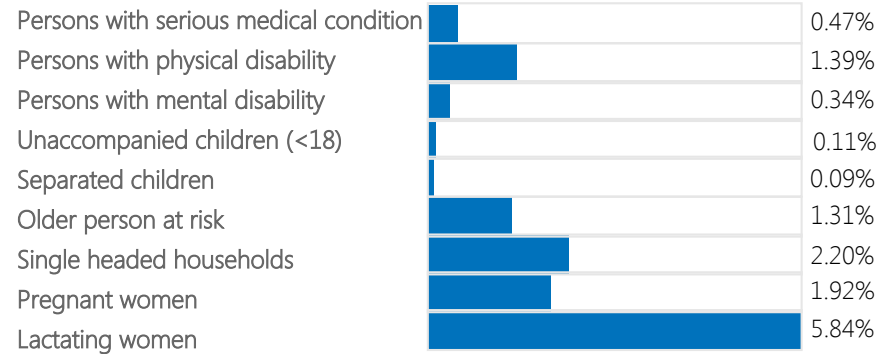


KEY FIGURES



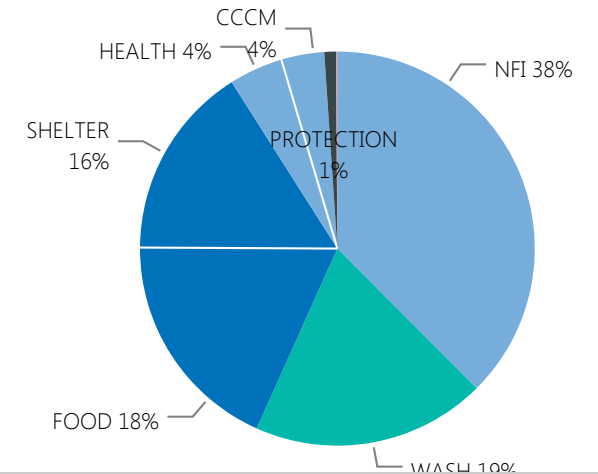
PERSONS WITH SPECIFIC NEEDS

14 % of individuals have been identified with a vulnerability



IDP COMPLAINTS

1790 total number of complaints

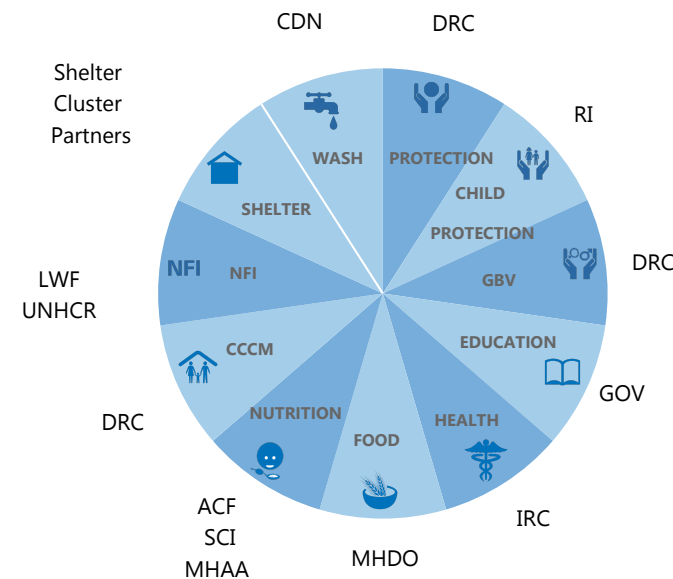


STATUS OF COMMUNITY STRUCTURES

Temporary shelters (8-10 units)	2236	48
Camp Management Agency (CMA) Office	29	0
Camp Management Committee (CMC) Office	22	0
Modular house	32	32
Community Centre / Multi-functional building	65	6
Warehouse	32	3
Health Centre	20	0
Temporary Learning Space (TLS) Classroom	110	4
Child Friendly Space (CFS)	43	2
Private women space	23	1
Women and Girls center	24	0
Youth and Adolescent center	15	1
Community Library	10	0
Mosque	78	0

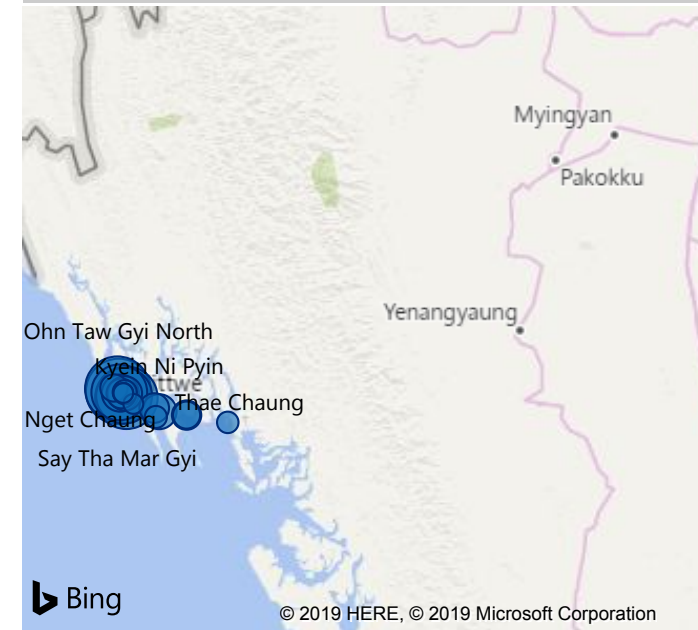
● # functional ● # non-functional

OVERVIEW OF SERVICE PROVISION*



*Accurate information can only be generated at camp level.

CAMP LOCATION



Contacts

Geraldine Salducci: National Cluster Coordinator
salducci@unhcr.org

Kathryn Lo: Protection Officer
lok@unhcr.org

Thi Thi Lwin: Assistant Information Management Officer
lwint@unhcr.org

OVERVIEW OF SERVICE PROVISION

CCCM Site Profile, Rakhine

Township	Camp Name	Camp Management Agency	Monitoring Period
All	All	All	Q4 (Oct-Dec 2018)

Township	IDP Site	# HHs	# IDPs	% Children	% Elderly	CMA	Camp Coordination & Camp Management			Shelter			NFI					
							Average camp area per person (in square meters)	# of committees / community groups receiving trainings	Average # of recreational activities (past 3 mths)	% of shelter units with 6 persons or less	% of temporary shelters reconstructed or repaired within last 2 yrs	# of months since last NFI distribution						
Myebon	Taung Paw	655	2,690	50 %	6 %	RI	15	●	20	●	1	●	20%	●	0%	●	1	●
Pauktaw	Ah Nauk Ywe	1,244	4,757	59 %	2 %	LWF	25	●	8	●	1	●	98%	●	80%	●	0	●
	Kyein Ni Pyin	1,320	6,116	56 %	4 %	DRC	31	●	6	●	6	●	98%	●	26%	●	13	●
	Nget Chaung	905	4,124	58 %	4 %	LWF	21	●	8	●	1	●	75%	●	99%	●	0	●
	Nget Chaung 1	1,010	4,686	60 %	3 %	LWF	39	●	8	●	1	●	86%	●	0%	●	0	●
	Sin Tet Maw	617	2,852	42 %	6 %	DRC	21	●	4	●	17	●	43%	●	94%	●	16	●
Sittwe	Basare	396	2,285	50 %	5 %	LWF	38	●	8	●	1	●	71%	●	100%	●	0	●
	Baw Du Pha 1	1,013	4,774	48 %	3 %	DRC	20	●	9	●	15	●	88%	●	99%	●	1	●
	Baw Du Pha 2	1,334	6,643	55 %	3 %	DRC	14	●	13	●	13	●	78%	●	100%	●	40	●
	Dar Pai	1,473	11,391	53 %	4 %	DRC	14	●	7	●	16	●	89%	●	95%	●	46	●
	Khaung Doke Khar	400	2,325	54 %	2 %	LWF	19	●	8	●	1	●	66%	●	96%	●	0	●
	Khaung Doke Khar 2	399	2,230	52 %	4 %	LWF	24	●	8	●	1	●	70%	●	100%	●	0	●
	Maw Ti Ngar	621	3,379	52 %	4 %	NRC	20	●	29	●	4	●	73%	●	100%	●	11	●
	Ohn Taw Chay	729	4,175	61 %	2 %	DRC	14	●	7	●	18	●	67%	●	100%	●	2	●
	Ohn Taw Gyi North	2,728	13,812	55 %	5 %	DRC	23	●	7	●	12	●	89%	●	97%	●	49	●
	Ohn Taw Gyi South	2,259	11,375	55 %	3 %	LWF	19	●	8	●	1	●	80%	●	89%	●	0	●
	Say Tha Mar Gyi	2,682	13,653	55 %	4 %	DRC	12	●	5	●	14	●	80%	●	100%	●	2	●
	Thae Chaung	2,270	13,069	49 %	4 %	LWF	6	●	8	●	1	●	68%	●	0%	●	2	●
	Thet Kae Pyin	981	5,936	53 %	4 %	NRC	25	●	29	●	4	●	55%	●	96%	●	0	●

OVERVIEW OF SERVICE PROVISION

CCCM Site Profile, Rakhine





Township	Camp Name	Camp Management Agency	Monitoring Period
All	All	All	Q4 (Oct-Dec 2018)

							Protection				Child Protection				GBV				Education			
Township	IDP Site	# HHs	# IDPs	% Children	% Elderly	CMA	Vulnerability (in %)	# of POCs received specialised assistance	Presence of a complaints & feedback mechanisms		# of children in need benefitting from PSS through CFS activities & adolescent programming		Presence of an on-site child protection service provider		Presence of an on-site GBV service provider		% of HHs reached by outreach workers		% of children in TLS who attend more than 75% of school days per month		Student-volunteer teacher ratio	
Pauktaw	Ah Nauk Ywe	1,244	4,757	59 %	2 %	LWF	15 %	0	Yes	●	0	●	Yes	●	Yes	●	12%	●	89%	●	35:1	●
	Nget Chaung 1	1,010	4,686	60 %	3 %	LWF	20 %	3	Yes	●	338	●	Yes	●	Yes	●	12%	●	83%	●	31:1	●
	Nget Chaung	905	4,124	58 %	4 %	LWF	18 %	0	Yes	●	400	●	Yes	●	No	●	12%	●	83%	●	42:1	●
	Kyein Ni Pyin	1,320	6,116	56 %	4 %	DRC	20 %	0	Yes	●	940	●	Yes	●	Yes	●	7%	●	71%	●	52:1	●
	Sin Tet Maw	617	2,852	42 %	6 %	DRC	18 %	0	Yes	●	1205	●	Yes	●	Yes	●	25%	●	82%	●	37:1	●
Sittwe	Basare	396	2,285	50 %	5 %	LWF	17 %	23	Yes	●	0	●	Yes	●	Yes	●	25%	●	87%	●	37:1	●
	Maw Ti Ngar	621	3,379	52 %	4 %	NRC	12 %	217	Yes	●	0	●	Yes	●	Yes	●	90%	●	88%	●	114:1	●
	Thae Chaung	2,270	13,069	49 %	4 %	LWF	8 %	0	Yes	●	0	●	Yes	●	Yes	●	5%	●	86%	●	36:1	●
	Thet Kae Pyin	981	5,936	53 %	4 %	NRC	16 %	207	Yes	●	0	●	Yes	●	Yes	●	90%	●	82%	●	38:1	●
	Ohn Taw Gyi South	2,259	11,375	55 %	3 %	LWF	12 %	0	Yes	●	3	●	Gap	●	Yes	●	4%	●	80%	●	32:1	●
	Baw Du Pha 2	1,334	6,643	55 %	3 %	DRC	12 %	0	Yes	●	19	●	Yes	●	Yes	●	14%	●	82%	●	33:1	●
	Ohn Taw Chay	729	4,175	61 %	2 %	DRC	9 %	0	Yes	●	30	●	Yes	●	Yes	●	17%	●	75%	●	61:1	●
	Dar Pai	1,473	11,391	53 %	4 %	DRC	6 %	0	Yes	●	60	●	Yes	●	Yes	●	7%	●	80%	●	33:1	●
	Khaung Doke Khar	400	2,325	54 %	2 %	LWF	15 %	0	Yes	●	454	●	Yes	●	Yes	●	25%	●	85%	●	20:1	●
	Khaung Doke Khar 2	399	2,230	52 %	4 %	LWF	15 %	5	Yes	●	454	●	Yes	●	Yes	●	19%	●	80%	●	41:1	●
	Baw Du Pha 1	1,013	4,774	48 %	3 %	DRC	11 %	0	Yes	●	809	●	Yes	●	Yes	●	14%	●	80%	●	38:1	●
	Ohn Taw Gyi North	2,728	13,812	55 %	5 %	DRC	11 %	0	Yes	●	6893	●	Yes	●	Yes	●	6%	●	81%	●	33:1	●
	Say Tha Mar Gyi	2,682	13,653	55 %	4 %	DRC	9 %	0	Yes	●	7282	●	Yes	●	Yes	●	9%	●	100%	●	40:1	●
	Myebon	Taung Paw	655	2,690	50 %	6 %	RI	14 %	20	Yes	●	550	●	Yes	●	Yes	●	100%	●	0%	●	0:1

OVERVIEW OF SERVICE PROVISION

CCCM Site Profile, Rakhine

Township	Camp Name	Camp Management Agency	Monitoring Period
All	All	All	Q4 (Oct-Dec 2018)

					 Food			 Nutrition				 Health				 Water, Sanitation & Hygiene								
Township	IDP Site	# HHs	# IDPs	CMA	% of households with access to food aid in the previous 3 months		Female participation on Food Management Committee (FMC)		Coverage (in %) of Severe Acute Malnutrition (SAM) program		Coverage (in %) of Moderate Acute Malnutrition (MAM) program		Health services available on-site or within walking distance		24/7 ambulance services available at site		# of people per functioning latrine	# of people per functioning water point	% of HHs receiving WASH consumables for last month	Frequency of solid waste disposal				
Myebon	Taung Paw	655	2,690	RI	100%	●	No	●	100%	●	0%	●	Yes	●		●	197	●	0	●	100%	●	<= weekly	●
Pauktaw	Ah Nauk Ywe	1,244	4,757	LWF	80%	●	No	●	100%	●	100%	●	Yes	●	Yes	●	27	●	787	●	100%	●	<= weekly	●
	Kyein Ni Pyin	1,320	6,116	DRC	68%	●	Yes	●	100%	●	100%	●	Yes	●	Yes	●	184	●	36	●	100%	●	<= weekly	●
	Nget Chaung	905	4,124	LWF	60%	●	Yes	●	100%	●	100%	●	Yes	●	No	●	42	●	823	●	0%	●	1-2 weeks	●
	Nget Chaung 1	1,010	4,686	LWF	70%	●	Yes	●	100%	●	100%	●	Yes	●	No	●	44	●	0	●	0%	●	1-2 weeks	●
	Sin Tet Maw	617	2,852	DRC	100%	●	Sometimes	●	100%	●	100%	●	Yes	●	Yes	●	29	●	237	●	100%	●	> 2 weeks	●
Sittwe	Basare	396	2,285	LWF	99%	●	Yes	●	100%	●	100%	●	Yes	●	Yes	●	23	●	87	●	100%	●	<= weekly	●
	Baw Du Pha 1	1,013	4,774	DRC	82%	●	Yes	●	100%	●	100%	●	Yes	●	Yes	●	245	●	89	●	100%	●	<= weekly	●
	Baw Du Pha 2	1,334	6,643	DRC	98%	●	Yes	●	100%	●	100%	●	Yes	●	Yes	●	20	●	42	●	100%	●	<= weekly	●
	Dar Pai	1,473	11,391	DRC	67%	●	Yes	●	100%	●	100%	●	Yes	●	Yes	●	370	●	147	●	98%	●	<= weekly	●
	Khaung Doke Khar	400	2,325	LWF	86%	●	No	●	100%	●	100%	●	Yes	●	Yes	●	23	●	47	●	100%	●	<= weekly	●
	Khaung Doke Khar 2	399	2,230	LWF	62%	●	No	●	100%	●	100%	●	Yes	●	Yes	●	23	●	92	●	100%	●	<= weekly	●
	Maw Ti Ngar	621	3,379	NRC	76%	●	Yes	●	100%	●	100%	●	Yes	●	Gap	●	16	●	79	●	100%	●	1-2 weeks	●
	Ohn Taw Chay	729	4,175	DRC	68%	●	Yes	●	100%	●	100%	●	Yes	●	Yes	●	205	●	110	●	78%	●	<= weekly	●
	Ohn Taw Gyi North	2,728	13,812	DRC	47%	●	Yes	●	100%	●	100%	●	Yes	●	Yes	●	380	●	274	●	100%	●	<= weekly	●
	Ohn Taw Gyi South	2,259	11,375	LWF	58%	●	No	●	100%	●	100%	●	Yes	●	No	●	14	●	115	●	100%	●	<= weekly	●
	Say Tha Mar Gyi	2,682	13,653	DRC	100%	●	Yes	●	100%	●	100%	●	Yes	●	Yes	●	530	●	251	●	100%	●	> 2 weeks	●
	Thae Chaung	2,270	13,069	LWF	100%	●	No	●	100%	●	100%	●	Yes	●	No	●	20	●	50	●	50%	●	1-2 weeks	●
	Thet Kae Pyin	981	5,936	NRC	76%	●	Yes	●	100%	●	100%	●	Yes	●	Gap	●	20	●	42	●	100%	●	1-2 weeks	●