

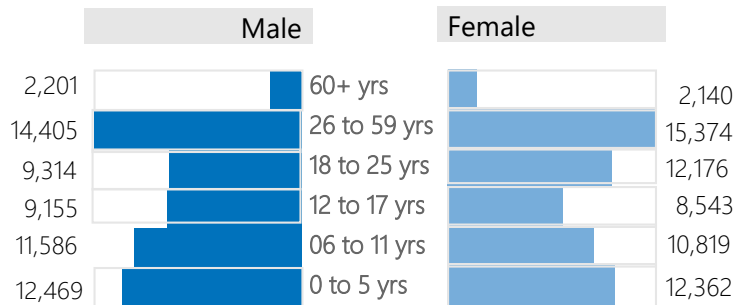
CCCM SITE PROFILE

Rakhine State, MYANMAR

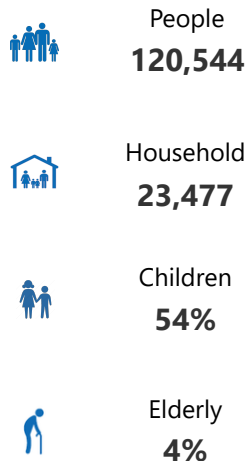
Township	Camp Name	Camp Management Agency	Monitoring Period
All	All	All	Q1 (Jan-Mar 2019)

AGE GENDER BREAKDOWN

51% of the IDPs are female

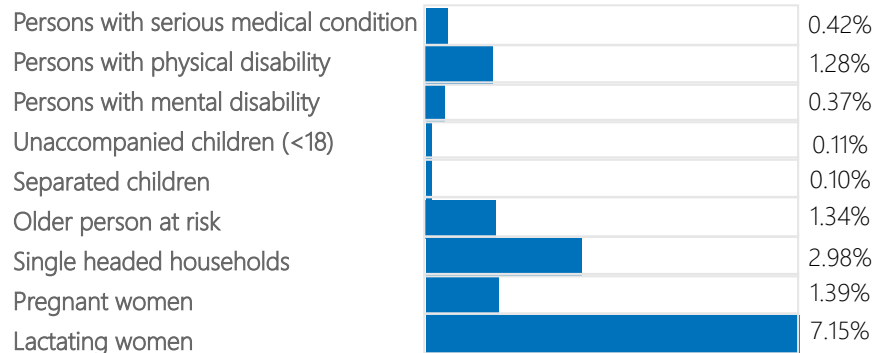


KEY FIGURES



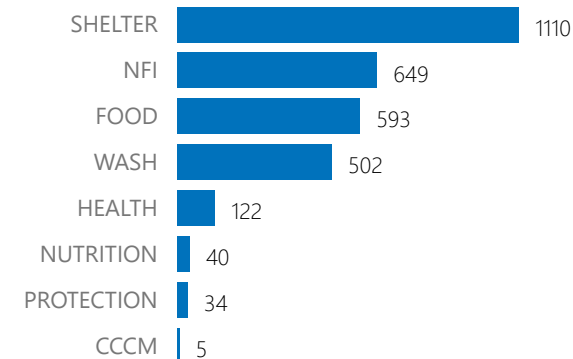
PERSONS WITH SPECIFIC NEEDS

15% of individuals have been identified with a vulnerability



IDP COMPLAINTS

3055 total number of complaints

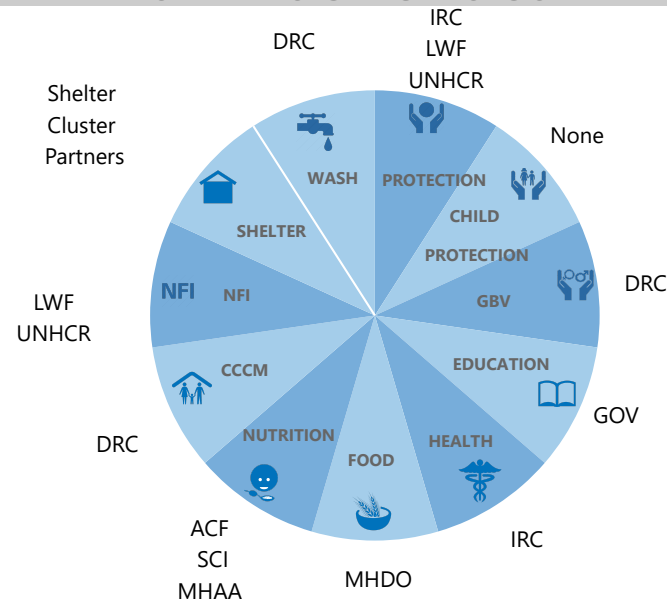


STATUS OF COMMUNITY STRUCTURES

Structure Type	# functional	# non-functional
Temporary shelters (8-10 units)	2178	106
Camp Management Agency (CMA) Office	15	0
Camp Management Committee (CMC) Office	17	2
Modular house	36	31
Community Centre / Multi-functional building	66	8
Warehouse	36	5
Health Centre	19	1
Temporary Learning Space (TLS) Classroom	106	7
Child Friendly Space (CFS)	42	4
Private women space	25	4
Women and Girls center	26	0
Youth and Adolescent center	14	1
Community Library	8	1
Mosque	96	3

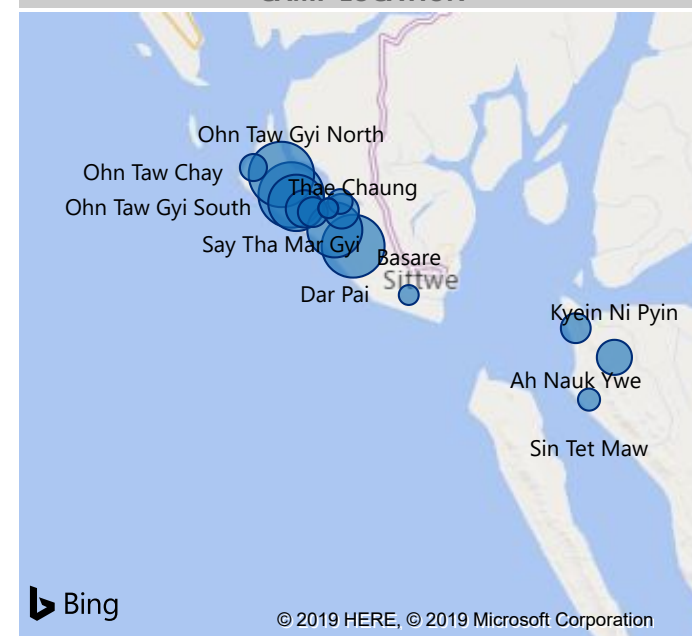
● # functional ● # non-functional

OVERVIEW OF SERVICE PROVISION*



*Accurate information can only be generated at camp level.

CAMP LOCATION



Contacts

Geraldine Salducci: National Cluster Coordinator
salducci@unhcr.org

Kathryn Lo: Protection Officer
lok@unhcr.org

Matthew Richard: Information Management Officer
richard@unhcr.org

OVERVIEW OF SERVICE PROVISION

CCCM Site Profile, Rakhine

Township	Camp Name	Camp Management Agency	Monitoring Period
All	All	All	Q1 (Jan-Mar 2019)

Township	IDP Site	# HHs	# IDPs	% Children	% Elderly	CMA	Camp Coordination & Camp Management			Shelter			NFI					
							Average camp area per person (in square meters)	# of committees / community groups receiving trainings	Average # of recreational activities (past 3 mths)	% of shelter units with 6 persons or less	% of temporary shelters reconstructed or repaired within last 2 yrs	# of months since last NFI distribution						
Myebon	Taung Paw	716	2,920	51%	5%	RI	15	●	50	●	1	●	50%	●	0%	●	0	●
Pauktaw	Ah Nauk Ywe	1,244	4,786	59%	2%	LWF	24	●	30	●	1	●	98%	●	75%	●	15	●
	Kyein Ni Pyin	1,320	6,116	57%	3%	DRC	31	●	6	●	5	●	98%	●	27%	●	16	●
	Nget Chaung	905	4,141	58%	4%	LWF	21	●	30	●	1	●	75%	●	76%	●	15	●
	Nget Chaung 1	1,010	4,711	60%	3%	LWF	39	●	30	●	1	●	83%	●	0%	●	15	●
	Sin Tet Maw	617	2,851	42%	6%	DRC	21	●	4	●	5	●	43%	●	94%	●	19	●
Sittwe	Basare	397	2,303	50%	5%	LWF	37	●	30	●	1	●	69%	●	17%	●	25	●
	Baw Du Pha 1	1,013	4,794	48%	3%	DRC	20	●	11	●	5	●	87%	●	99%	●	4	●
	Baw Du Pha 2	1,334	6,669	55%	3%	DRC	14	●	14	●	5	●	78%	●	100%	●	2	●
	Dar Pai	1,852	11,118	52%	4%	DRC	14	●	11	●	3	●	64%	●	94%	●	49	●
	Khaung Doke Khar	397	2,314	54%	2%	LWF	19	●	30	●	1	●	65%	●	22%	●	25	●
	Khaung Doke Khar 2	399	2,240	52%	4%	LWF	24	●	30	●	1	●	69%	●	32%	●	25	●
	Maw Ti Ngar	656	3,514	54%	4%	NRC	19	●	5	●	4	●	72%	●	36%	●	28	●
	Ohn Taw Chay	728	4,096	61%	2%	DRC	14	●	7	●	7	●	67%	●	100%	●	5	●
	Ohn Taw Gyi North	2,679	13,731	55%	5%	DRC	23	●	11	●	2	●	89%	●	38%	●	61	●
	Ohn Taw Gyi South	2,259	11,446	56%	2%	LWF	19	●	30	●	1	●	79%	●	18%	●	25	●
	Say Tha Mar Gyi	2,681	13,711	55%	4%	DRC	12	●	8	●	4	●	80%	●	100%	●	6	●
	Thae Chaung	2,270	13,095	49%	4%	LWF	6	●	30	●	1	●	68%	●	0%	●	25	●
	Thet Kae Pyin	1,000	5,988	54%	4%	NRC	25	●	5	●	4	●	69%	●	0%	●	30	●

OVERVIEW OF SERVICE PROVISION

CCCM Site Profile, Rakhine





Township	Camp Name	Camp Management Agency	Monitoring Period
All	All	All	Q1 (Jan-Mar 2019)

Township	IDP Site	# HHs	# IDPs	% Children	% Elderly	CMA	Protection				Child Protection				GBV				Education			
							Vulnerability (in %)	# of POCs received specialised assistance	Presence of a complaints & feedback mechanisms		# of children in need benefitting from PSS through CFS activities & adolescent programming	Presence of an on-site child protection service provider	Presence of an on-site GBV service provider	% of HHs reached by outreach workers	% of children in TLS who attend more than 75% of school days per month	Student-volunteer teacher ratio						
Myebon	Taung Paw	716	2,920	51%	5%	RI	15%	30	Yes	●	450	●	Yes	●	Referral	●	90%	●	0%	●	0:1	●
Pauktaw	Ah Nauk Ywe	1,244	4,786	59%	2%	LWF	10%	0	Yes	●	965	●	Yes	●	Yes	●	40%	●	100%	●	35:1	●
	Kyein Ni Pyin	1,320	6,116	57%	3%	DRC	20%	0	Yes	●	514	●	Yes	●	Yes	●	41%	●	75%	●	64:1	●
	Nget Chaung	905	4,141	58%	4%	LWF	16%	0	Yes	●	400	●	Yes	●	Yes	●	0%	●	100%	●	42:1	●
	Nget Chaung 1	1,010	4,711	60%	3%	LWF	16%	0	Yes	●	340	●	Yes	●	Yes	●	0%	●	100%	●	31:1	●
	Sin Tet Maw	617	2,851	42%	6%	DRC	14%	0	Yes	●	249	●	Yes	●	Yes	●	51%	●	89%	●	37:1	●
Sittwe	Basare	397	2,303	50%	5%	LWF	35%	0	Yes	●	1169	●	No	●	No	●	0%	●	100%	●	37:1	●
	Baw Du Pha 1	1,013	4,794	48%	3%	DRC	12%	0	Yes	●	330	●	Yes	●	Yes	●	55%	●	81%	●	33:1	●
	Baw Du Pha 2	1,334	6,669	55%	3%	DRC	13%	0	Yes	●	136	●	Yes	●	Yes	●	41%	●	83%	●	33:1	●
	Dar Pai	1,852	11,118	52%	4%	DRC	8%	0	Yes	●	235	●	Yes	●	No	●	40%	●	80%	●	33:1	●
	Khaung Doke Khar	397	2,314	54%	2%	LWF	17%	0	Yes	●	457	●	Yes	●	No	●	0%	●	100%	●	20:1	●
	Khaung Doke Khar 2	399	2,240	52%	4%	LWF	21%	0	Yes	●	0	●	No	●	Yes	●	0%	●	0%	●	0:1	●
	Maw Ti Ngar	656	3,514	54%	4%	NRC	15%	0	Yes	●	0	●	Gap	●	No	●	0%	●	85%	●	142:1	●
	Ohn Taw Chay	728	4,096	61%	2%	DRC	11%	0	Yes	●	292	●	Yes	●	Yes	●	51%	●	75%	●	61:1	●
	Ohn Taw Gyi North	2,679	13,731	55%	5%	DRC	13%	0	Yes	●	197	●	Yes	●	Yes	●	33%	●	78%	●	33:1	●
	Ohn Taw Gyi South	2,259	11,446	56%	2%	LWF	12%	0	Yes	●	370	●	Yes	●	Yes	●	0%	●	100%	●	32:1	●
	Say Tha Mar Gyi	2,681	13,711	55%	4%	DRC	18%	0	Yes	●	1196	●	Yes	●	No	●	95%	●	85%	●	40:1	●
	Thae Chaung	2,270	13,095	49%	4%	LWF	8%	0	Yes	●	0	●	No	●	Yes	●	0%	●	100%	●	36:1	●
	Thet Kae Pyin	1,000	5,988	54%	4%	NRC	13%	0	Yes	●	1173	●	Gap	●	No	●	0%	●	77%	●	33:1	●

OVERVIEW OF SERVICE PROVISION

CCCM Site Profile, Rakhine

Township	Camp Name	Camp Management Agency	Monitoring Period
All	All	All	Q1 (Jan-Mar 2019)

					 Food		 Nutrition				 Health			 Water, Sanitation & Hygiene					
Township	IDP Site	# HHs	# IDPs	CMA	% of households with access to food aid in the previous 3 months	Female participation on Food Management Committee (FMC)	Coverage (in %) of Severe Acute Malnutrition (SAM) program	Coverage (in %) of Moderate Acute Malnutrition (MAM) program	Health services available on-site or within walking distance	24/7 ambulance services available at site	# of people per functioning latrine	# of people per functioning water point	% of HHs receiving WASH consumables for last month	Frequency of solid waste disposal					
Myebon	Taung Paw	716	2,920	RI	100% ●	No ●	100% ●	0% ●	Yes ●	●	15 ●	0 ●	100% ●	<= weekly ●					
Pauktaw	Ah Nauk Ywe	1,244	4,786	LWF	100% ●	No ●	100% ●	100% ●	Yes ●	No ●	28 ●	214 ●	100% ●	<= weekly ●					
	Kyein Ni Pyin	1,320	6,116	DRC	69% ●	Yes ●	100% ●	100% ●	Yes ●	No ●	28 ●	108 ●	100% ●	<= weekly ●					
	Nget Chaung	905	4,141	LWF	0% ●	No ●	100% ●	100% ●	Yes ●	No ●	33 ●	205 ●	100% ●	<= weekly ●					
	Nget Chaung 1	1,010	4,711	LWF	100% ●	No ●	100% ●	100% ●	Yes ●	No ●	52 ●	0 ●	100% ●	<= weekly ●					
	Sin Tet Maw	617	2,851	DRC	100% ●	Yes ●	100% ●	100% ●	Yes ●	No ●	7 ●	350 ●	100% ●	<= weekly ●					
Sittwe	Basare	397	2,303	LWF	100% ●	Yes ●	100% ●	100% ●	Yes ●	No ●	18 ●	96 ●	100% ●	<= weekly ●					
	Baw Du Pha 1	1,013	4,794	DRC	82% ●	Yes ●	100% ●	100% ●	Yes ●	No ●	24 ●	46 ●	100% ●	<= weekly ●					
	Baw Du Pha 2	1,334	6,669	DRC	98% ●	Yes ●	100% ●	100% ●	Yes ●	No ●	24 ●	46 ●	100% ●	<= weekly ●					
	Dar Pai	1,852	11,118	DRC	67% ●	No ●	100% ●	100% ●	Yes ●	No ●	28 ●	157 ●	100% ●	<= weekly ●					
	Khaung Doke Khar	397	2,314	LWF	100% ●	Yes ●	100% ●	100% ●	Yes ●	No ●	23 ●	53 ●	100% ●	<= weekly ●					
	Khaung Doke Khar 2	399	2,240	LWF	100% ●	No ●	100% ●	100% ●	Yes ●	No ●	25 ●	81 ●	100% ●	<= weekly ●					
	Maw Ti Ngar	656	3,514	NRC	90% ●	Yes ●	100% ●	100% ●	Yes ●	No ●	18 ●	116 ●	100% ●	<= weekly ●					
	Ohn Taw Chay	728	4,096	DRC	85% ●	No ●	100% ●	100% ●	Yes ●	No ●	26 ●	71 ●	100% ●	<= weekly ●					
	Ohn Taw Gyi North	2,679	13,731	DRC	49% ●	No ●	100% ●	100% ●	Yes ●	No ●	36 ●	155 ●	100% ●	<= weekly ●					
	Ohn Taw Gyi South	2,259	11,446	LWF	58% ●	No ●	100% ●	100% ●	Yes ●	No ●	19 ●	84 ●	100% ●	<= weekly ●					
	Say Tha Mar Gyi	2,681	13,711	DRC	70% ●	No ●	100% ●	100% ●	Yes ●	No ●	48 ●	157 ●	100% ●	<= weekly ●					
	Thae Chaung	2,270	13,095	LWF	100% ●	No ●	100% ●	100% ●	Yes ●	No ●	32 ●	163 ●	100% ●	<= weekly ●					
	Thet Kae Pyin	1,000	5,988	NRC	79% ●	Yes ●	100% ●	100% ●	Yes ●	Yes ●	29 ●	108 ●	100% ●	<= weekly ●					