

CCCM Camp Profiles, Central Rakhine, Myanmar

September 2022

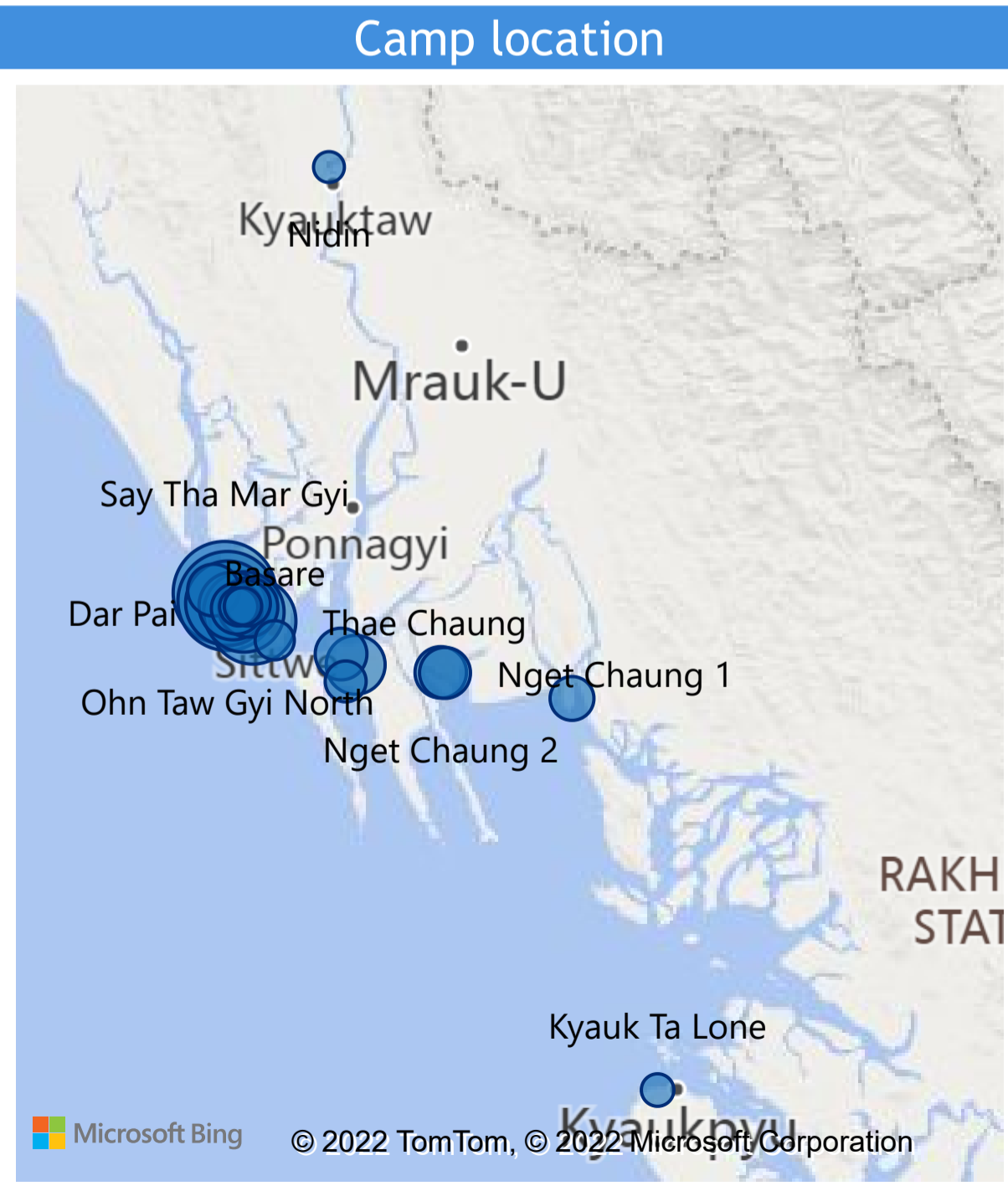
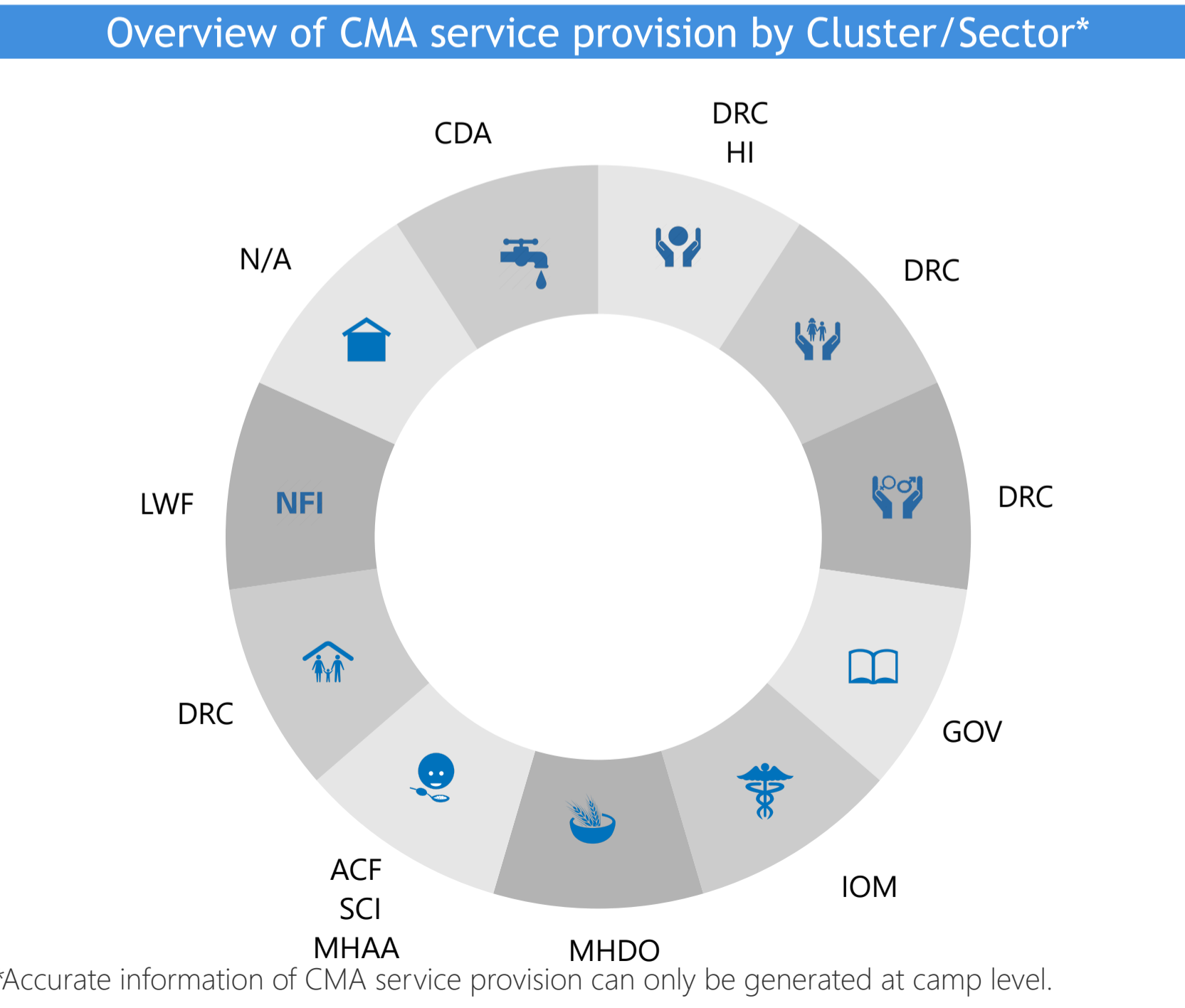
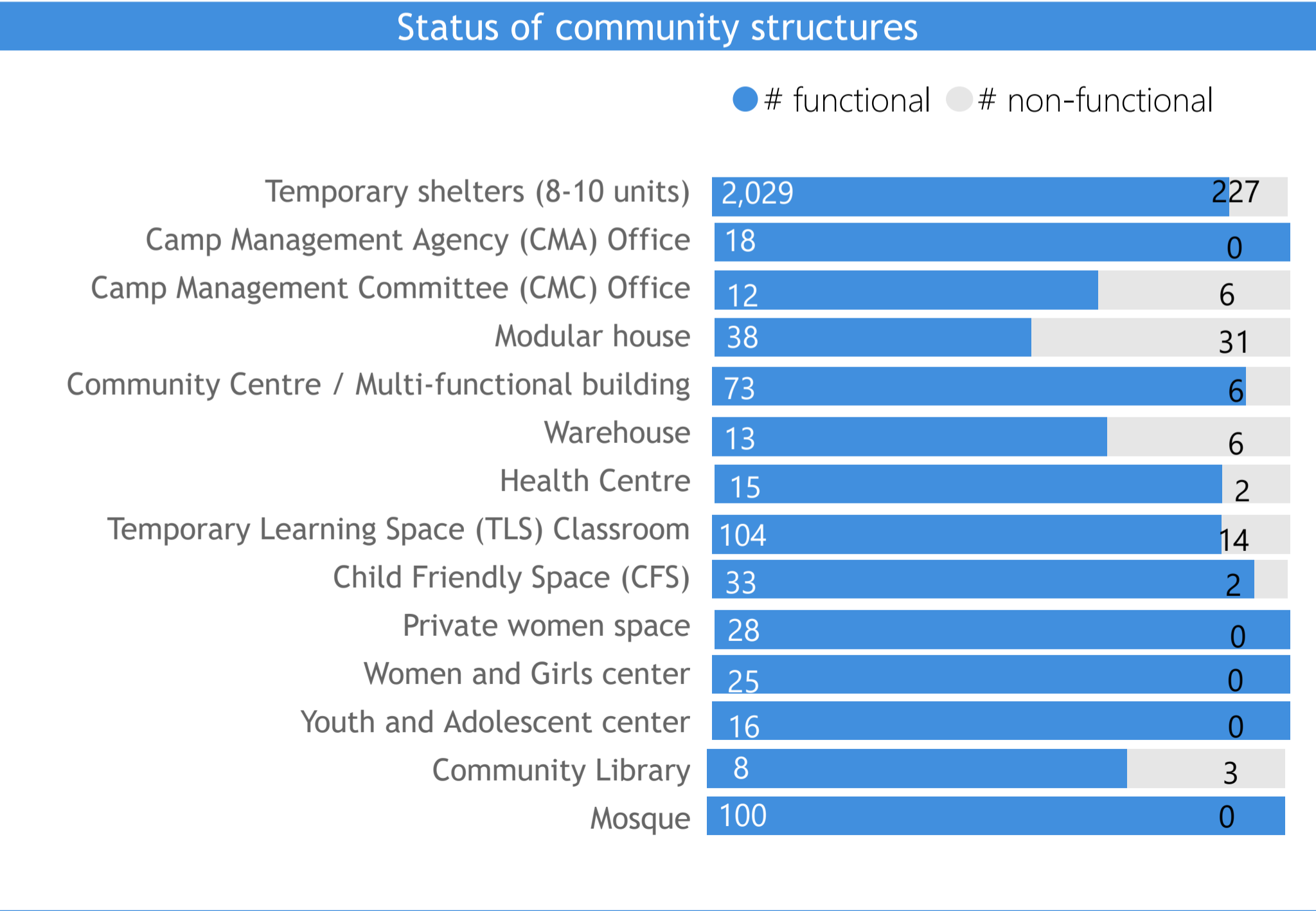
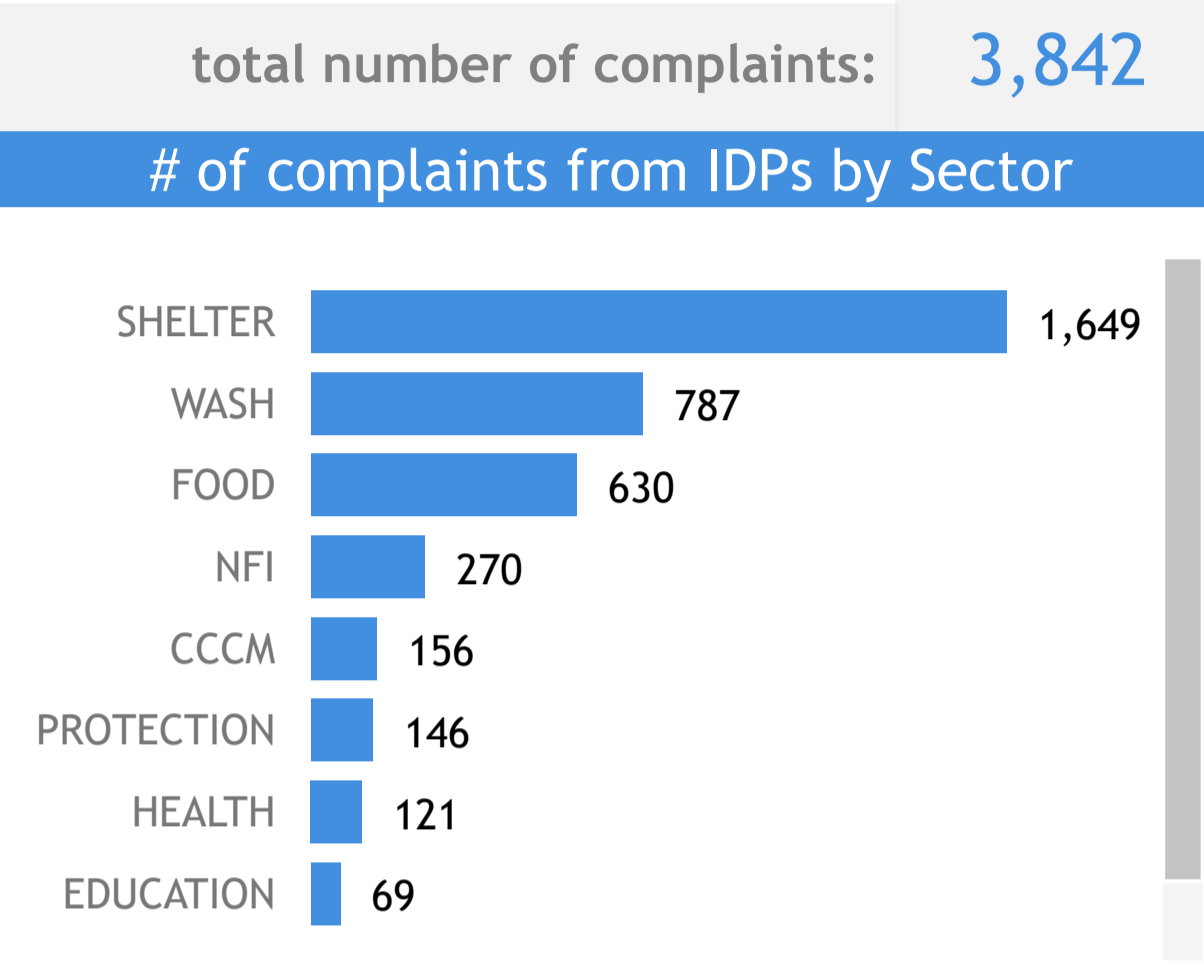
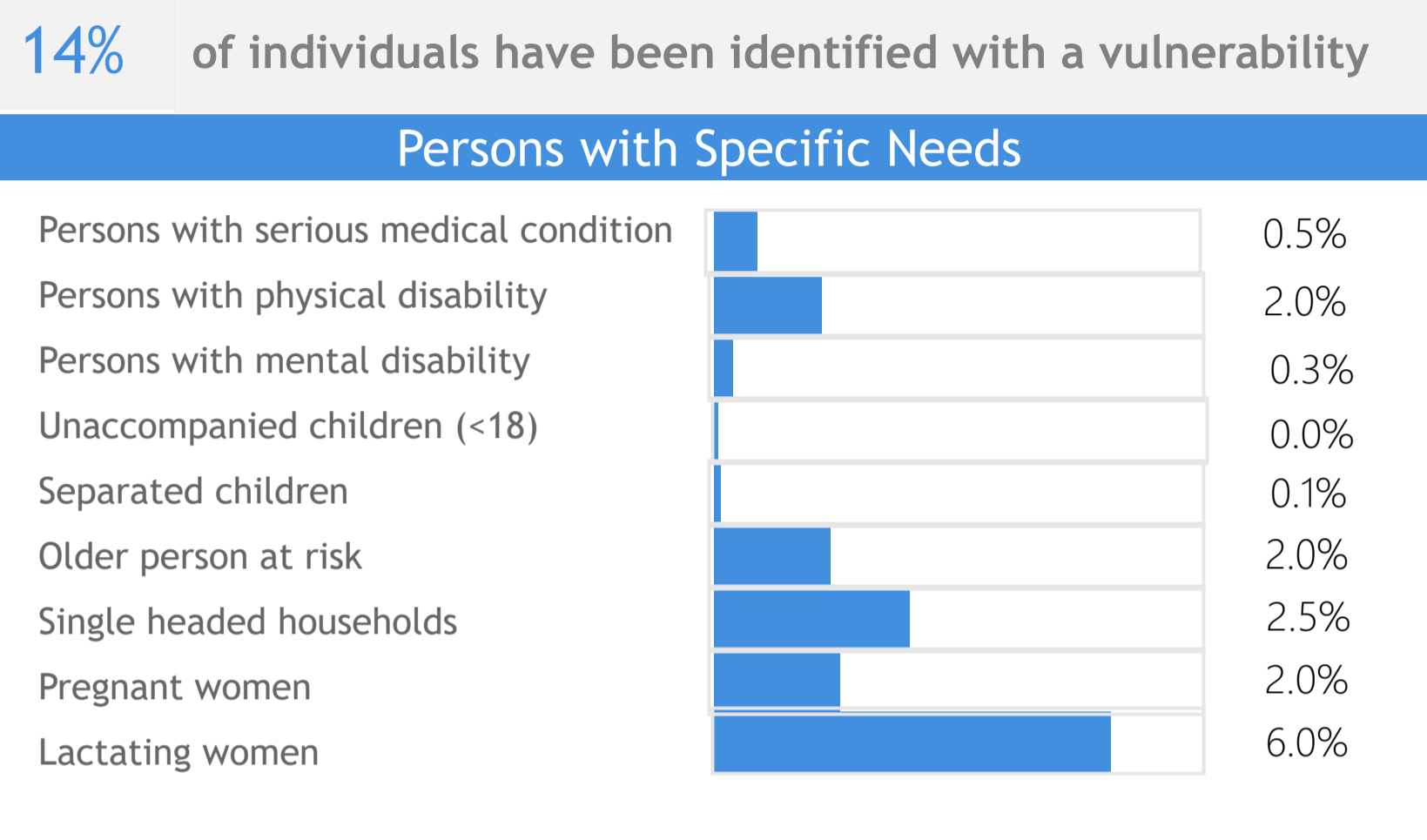
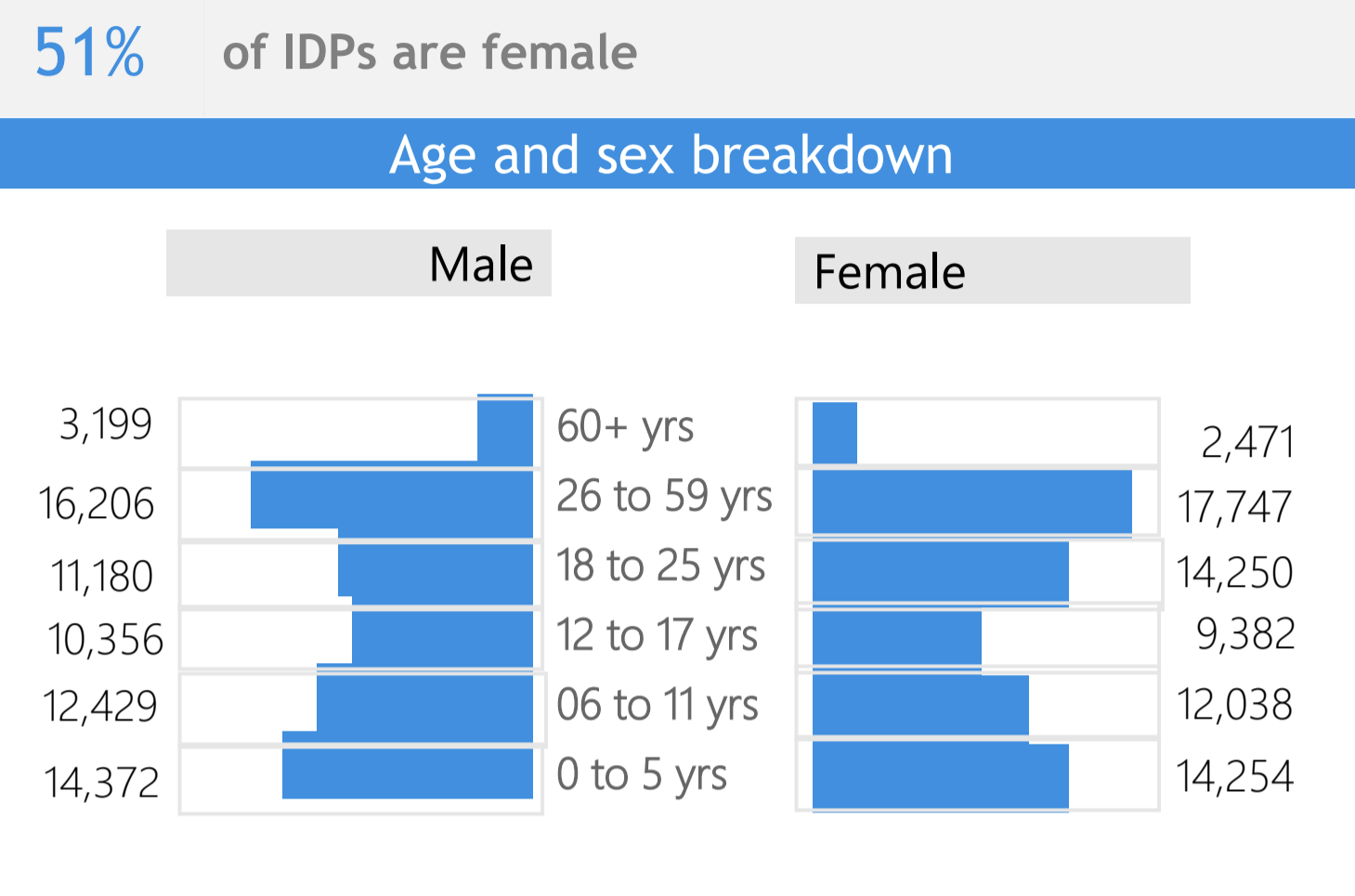
Township: Camp Name: CMA: Monitoring Period:

Individuals
137,884

Households
24,075

Children
49%

Elderly
8%



CCCM Camp Profiles, Central Rakhine, Myanmar

September 2022

Township

All

Camp Name

All

CMA

All

Monitoring Period

2022-Q3



Camp Coordination & Camp Management



Shelter

NFI

Non-food Item

Township	IDP Site	# HHs	# IDPs	% Children	% Elderly	CMA	Average camp area per person (in square meters)	# of committees / community groups receiving trainings	Average # of recreational activities (past 3 mths)	% of shelter units with 6 persons or less	% of temporary shelters reconstructed or repaired within last 2 yrs	# of months since last NFI distribution
Kyaukpyu	Kyauk Ta Lone	334	1,001	36%	9%		30 ●	0 ●	0 ●	50% ●	48% ●	3 ●
Kyauktaw	Nidin	97	632	0%	100%		59 ●	0 ●	0 ●	0% ●	0% ●	32 ●
Myebon	Taung Paw	784	3,548	47%	5%		15 ●	0 ●	0 ●	0% ●	0% ●	14 ●
Pauktaw	Ah Nauk Ywe	1,110	5,305	59%	2%		22 ●	8 ●	10 ●	83% ●	84% ●	4 ●
	Kyein Ni Pyin	1,389	6,919	59%	3%		31 ●	12 ●	0 ●	73% ●	100% ●	16 ●
	Nget Chaung 1	1,076	5,125	60%	3%		36 ●	7 ●	4 ●	75% ●	0% ●	4 ●
	Nget Chaung 2	1,064	5,247	59%	3%		18 ●	7 ●	4 ●	72% ●	72% ●	4 ●
	Sin Tet Maw	811	2,889	44%	4%		21 ●	6 ●	0 ●	94% ●	94% ●	11 ●
Sittwe	Basare	380	2,506	50%	4%		35 ●	6 ●	4 ●	57% ●	94% ●	12 ●
	Baw Du Pha 1	1,012	5,156	47%	3%		20 ●	10 ●	0 ●	82% ●	13% ●	6 ●
	Baw Du Pha 2	1,370	8,908	52%	4%		15 ●	10 ●	0 ●	60% ●	49% ●	16 ●
	Dar Pai	1,753	11,737	52%	4%		14 ●	10 ●	0 ●	44% ●	0% ●	10 ●
	Khaung Doke Khar 1	386	2,058	56%	4%		22 ●	6 ●	4 ●	73% ●	46% ●	10 ●
	Khaung Doke Khar 2	400	2,276	50%	4%		24 ●	6 ●	4 ●	68% ●	82% ●	11 ●
	Maw Ti Ngar	657	3,844	47%	5%		26 ●	8 ●	3 ●	67% ●	26% ●	11 ●
	Ohn Taw Chay	784	5,340	62%	2%		14 ●	3 ●	0 ●	62% ●	42% ●	3 ●
	Ohn Taw Gyi North	2,640	15,931	56%	4%		23 ●	3 ●	0 ●	64% ●	48% ●	14 ●
	Ohn Taw Gyi South	2,275	12,650	55%	3%		18 ●	6 ●	4 ●	70% ●	86% ●	10 ●
Say Tha Mar Gyi	2,690	16,761	54%	3%		12 ●	3 ●	0 ●	77% ●	31% ●	4 ●	
Thae Chaung	2,038	13,016	47%	5%		7 ●	6 ●	4 ●	58% ●	0% ●	10 ●	
Thet Kae Pyin	1,025	7,035	48%	5%		21 ●	8 ●	3 ●	49% ●	84% ●	11 ●	

CCCM Camp Profiles, Central Rakhine, Myanmar

September 2022

Township

All

Camp Name

All

CMA

All

Monitoring Period

2022-Q3



Protection



Child Protection



GBV



Education

Township	IDP Site	# HHs	# IDPs	% Children	% Elderly	CMA	Vulnerability (in %)	Presence of a complaints & feedback mechanisms	Presence of case management system (Not SGBV or CP)	# of children in need benefitting from PSS through CFS activities & adolescent programming	Presence of an on-site child protection service provider	Presence of an on-site GBV service provider	% of HHs reached by outreach workers	Presence of case management system	% of children in TLS who attend more than 75% of school days per month	Student-volunteer teacher ratio
Kyaukpyu	Kyauk Ta Lone	334	1,001	36%	9%		22%	No ●	No ●	0 ●	No ●	No ●	0% ●	No ●	90% ●	23:1 ●
Kyauktaw	Nidin	97	632	0%	100%		9%	No ●	No ●	0 ●	No ●	Yes ●	100% ●	Yes ●	0% ●	0:1 ●
Myebon	Taung Paw	784	3,548	47%	5%		10%	Yes ●	No ●	472 ●	Yes ●	Yes ●	80% ●	Yes ●	0% ●	0:1 ●
Pauktaw	Ah Nauk Ywe	1,110	5,305	59%	2%		19%	Yes ●	Yes ●	135 ●	Yes ●	Yes ●	93% ●	Yes ●	91% ●	41:1 ●
	Kyein Ni Pyin	1,389	6,919	59%	3%		22%	Yes ●	Yes ●	359 ●	Yes ●	Yes ●	46% ●	Yes ●	76% ●	78:1 ●
	Nget Chaung 1	1,076	5,125	60%	3%		19%	Yes ●	Yes ●	110 ●	Yes ●	Yes ●	0% ●	Yes ●	76% ●	35:1 ●
	Nget Chaung 2	1,064	5,247	59%	3%		19%	Yes ●	No ●	745 ●	Yes ●	Yes ●	0% ●	Yes ●	92% ●	38:1 ●
	Sin Tet Maw	811	2,889	44%	4%		20%	Yes ●	Yes ●	124 ●	Yes ●	Yes ●	100% ●	Yes ●	86% ●	40:1 ●
Sittwe	Basare	380	2,506	50%	4%		18%	Yes ●	No ●	2100 ●	Yes ●	Yes ●	2% ●	Yes ●	92% ●	52:1 ●
	Baw Du Pha 1	1,012	5,156	47%	3%		12%	Yes ●	Yes ●	856 ●	Yes ●	Yes ●	35% ●	Yes ●	94% ●	34:1 ●
	Baw Du Pha 2	1,370	8,908	52%	4%		13%	Yes ●	Yes ●	730 ●	Yes ●	Yes ●	50% ●	Yes ●	89% ●	27:1 ●
	Dar Pai	1,753	11,737	52%	4%		10%	Yes ●	Yes ●	750 ●	Yes ●	Yes ●	10% ●	Yes ●	97% ●	40:1 ●
	Khaung Doke Khar 1	386	2,058	56%	4%		16%	Yes ●	No ●	1152 ●	Yes ●	Yes ●	0% ●	Yes ●	87% ●	23:1 ●
	Khaung Doke Khar 2	400	2,276	50%	4%		16%	Yes ●	No ●	897 ●	Yes ●	Yes ●	2% ●	Yes ●	95% ●	37:1 ●
	Maw Ti Ngar	657	3,844	47%	5%		18%	Yes ●	Yes ●	383 ●	Yes ●	Yes ●	26% ●	Yes ●	80% ●	95:1 ●
	Ohn Taw Chay	784	5,340	62%	2%		9%	Yes ●	Yes ●	1200 ●	Yes ●	Yes ●	96% ●	Yes ●	74% ●	48:1 ●
	Ohn Taw Gyi North	2,640	15,931	56%	4%		13%	Yes ●	Yes ●	256 ●	Yes ●	Yes ●	49% ●	Yes ●	92% ●	39:1 ●
	Ohn Taw Gyi South	2,275	12,650	55%	3%		17%	Yes ●	Yes ●	567 ●	Yes ●	Yes ●	0% ●	Yes ●	90% ●	35:1 ●
Say Tha Mar Gyi	2,690	16,761	54%	3%		8%	Yes ●	Yes ●	2350 ●	Yes ●	Yes ●	13% ●	Yes ●	61% ●	45:1 ●	
Thae Chaung	2,038	13,016	47%	5%		12%	Yes ●	No ●	482 ●	Yes ●	Yes ●	0% ●	Yes ●	86% ●	51:1 ●	
Thet Kae Pyin	1,025	7,035	48%	5%		17%	Yes ●	Yes ●	1680 ●	Yes ●	Yes ●	20% ●	Yes ●	88% ●	34:1 ●	

CCCM Camp Profiles, Central Rakhine, Myanmar

September 2022

Township

All

Camp Name

All

CMA

All

Monitoring Period

2022-Q3



Food



Nutrition



Health



Water, Sanitation & Hygiene

Township	IDP Site	# HHs	# IDPs	CMA	% of beneficiaries with access to food aid in the previous 3 months	Female participation on Food Management Committee (FMC)	Coverage (in %) of Severe Acute Malnutrition (SAM) program	Coverage (in %) of Moderate Acute Malnutrition (MAM) program	# of days per week of open clinic	# of hours per day of open clinic	# of patients assisted	Presence of medical doctor	# of people per functioning latrine	Liters per person per day (estimate)	% of HHs receiving WASH consumables for last month	Frequency of solid waste disposal
Myebon	Taung Paw	784	3,548		83% ●	Yes ●	100% ●	100% ●	0 ●	0 ●	0	Yes ●	20 ●	>15 liters ●	0% ●	> 2 weeks ●
Kyaukpyu	Kyauk Ta Lone	334	1,001		100% ●	Yes ●	100% ●	100% ●	1 ●	6 ●	0	No ●	11 ●	>15 liters ●	0% ●	<= weekly ●
Kyauktaw	Nidin	97	632		100% ●	No ●	100% ●	100% ●	2 ●	4 ●	464	Yes ●	0 ●	>15 liters ●	0% ●	> 2 weeks ●
Pauktaw	Nget Chaung 1	1,076	5,125		99% ●	No ●	100% ●	100% ●	1 ●	5 ●	2195	Yes ●	32 ●	>15 liters ●	100% ●	<= weekly ●
	Nget Chaung 2	1,064	5,247		93% ●	No ●	100% ●	100% ●	1 ●	5 ●	2195	Yes ●	27 ●	>15 liters ●	0% ●	<= weekly ●
	Ah Nauk Ywe	1,110	5,305		100% ●	No ●	100% ●	100% ●	1 ●	5 ●	1404	Yes ●	28 ●	>15 liters ●	100% ●	<= weekly ●
	Kyein Ni Pyin	1,389	6,919		100% ●	No ●	100% ●	100% ●	1 ●	5 ●	1292	Yes ●	30 ●	>15 liters ●	80% ●	<= weekly ●
	Sin Tet Maw	811	2,889		100% ●	No ●	100% ●	100% ●	5 ●	3 ●	4275	Yes ●	8 ●	>15 liters ●	100% ●	1-2 weeks ●
Sittwe	Say Tha Mar Gyi	2,690	16,761		99% ●	Yes ●	100% ●	100% ●	5 ●	7 ●	291	Yes ●	26 ●	>15 liters ●	100% ●	<= weekly ●
	Khaung Doke Khar 2	400	2,276		93% ●	No ●	100% ●	100% ●	2 ●	6 ●	480	Yes ●	23 ●	>15 liters ●	0% ●	<= weekly ●
	Ohn Taw Gyi North	2,640	15,931		81% ●	Yes ●	100% ●	100% ●	2 ●	7 ●	1523	Yes ●	25 ●	>15 liters ●	100% ●	<= weekly ●
	Thet Kae Pyin	1,025	7,035		81% ●	No ●	100% ●	100% ●	7 ●	24 ●	8179	Yes ●	28 ●	>15 liters ●	0% ●	<= weekly ●
	Ohn Taw Chay	784	5,340		79% ●	Yes ●	100% ●	100% ●	1 ●	7 ●	47	Yes ●	34 ●	>15 liters ●	99% ●	<= weekly ●
	Basare	380	2,506		100% ●	No ●	100% ●	100% ●	1 ●	7 ●	0	Yes ●	22 ●	>15 liters ●	100% ●	<= weekly ●
	Baw Du Pha 1	1,012	5,156		100% ●	Yes ●	100% ●	100% ●	2 ●	7 ●	1865	Yes ●	20 ●	>15 liters ●	100% ●	<= weekly ●
	Baw Du Pha 2	1,370	8,908		100% ●	Yes ●	100% ●	100% ●	2 ●	7 ●	1697	Yes ●	36 ●	>15 liters ●	99% ●	<= weekly ●
	Dar Pai	1,753	11,737		100% ●	No ●	100% ●	100% ●	2 ●	7 ●	1756	Yes ●	22 ●	>15 liters ●	100% ●	<= weekly ●
	Khaung Doke Khar 1	386	2,058		100% ●	No ●	100% ●	100% ●	2 ●	7 ●	2196	Yes ●	24 ●	>15 liters ●	0% ●	<= weekly ●
Maw Ti Ngar	657	3,844		100% ●	No ●	100% ●	100% ●	1 ●	6 ●	507	Yes ●	22 ●	>15 liters ●	0% ●	<= weekly ●	
Ohn Taw Gyi South	2,275	12,650		100% ●	Yes ●	100% ●	100% ●	2 ●	7 ●	1425	Yes ●	18 ●	>15 liters ●	100% ●	> 2 weeks ●	
Thae Chaung	2,038	13,016		100% ●	No ●	100% ●	100% ●	5 ●	7 ●	1036	Yes ●	61 ●	>15 liters ●	55% ●	<= weekly ●	