

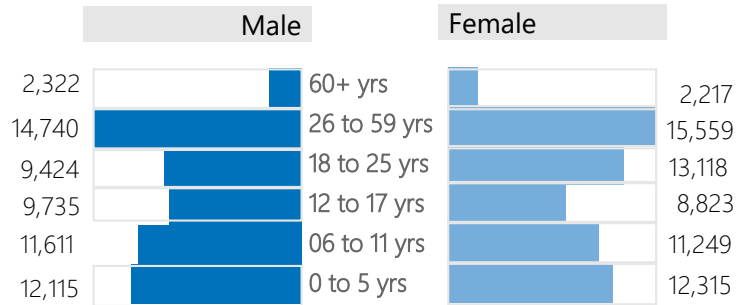
# CCCM CAMP PROFILE

Rakhine State, MYANMAR

Township	Camp Name	Camp Management Agency	Monitoring Period
All	All	All	Q3 (Jul-Sept 2019)

AGE GENDER BREAKDOWN	KEY FIGURES	PERSONS WITH SPECIFIC NEEDS	IDP COMPLAINTS
----------------------	-------------	-----------------------------	----------------

**51%** of the IDPs are female



People  
**123,228**



Household  
**23,312**

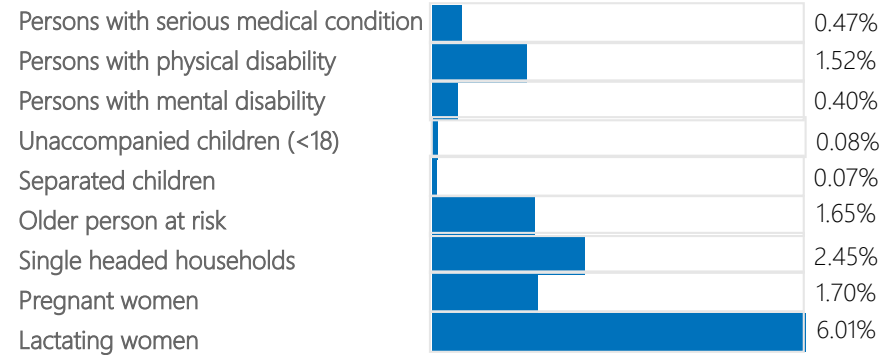


Children  
**53%**

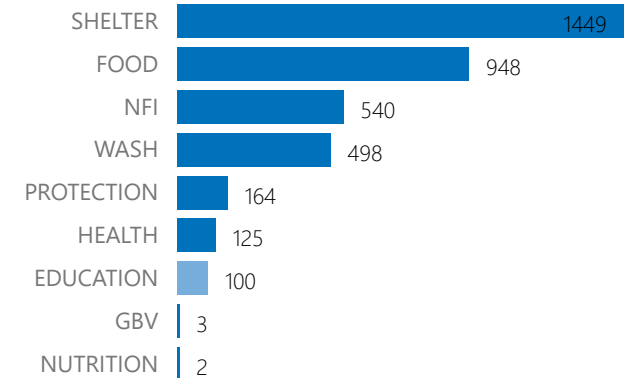


Elderly  
**4%**

**14%** of individuals have been identified with a vulnerability



**3829** total number of complaints

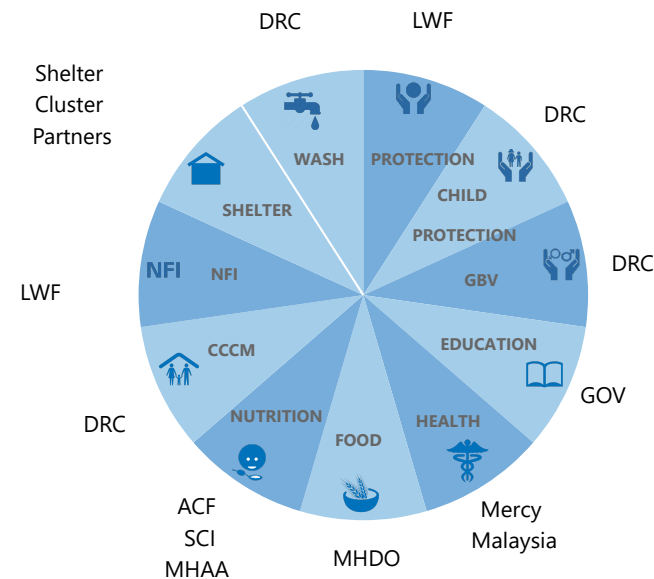


## STATUS OF COMMUNITY STRUCTURES

Temporary shelters (8-10 units)	2137	125
Camp Management Agency (CMA) Office	12	0
Camp Management Committee (CMC) Office	17	2
Modular house	33	34
Community Centre / Multi-functional building	66	5
Warehouse	33	2
Health Centre	20	1
Temporary Learning Space (TLS) Classroom	111	5
Child Friendly Space (CFS)	38	3
Private women space	24	0
Women and Girls center	18	2
Youth and Adolescent center	14	1
Community Library	9	1
Mosque	85	1

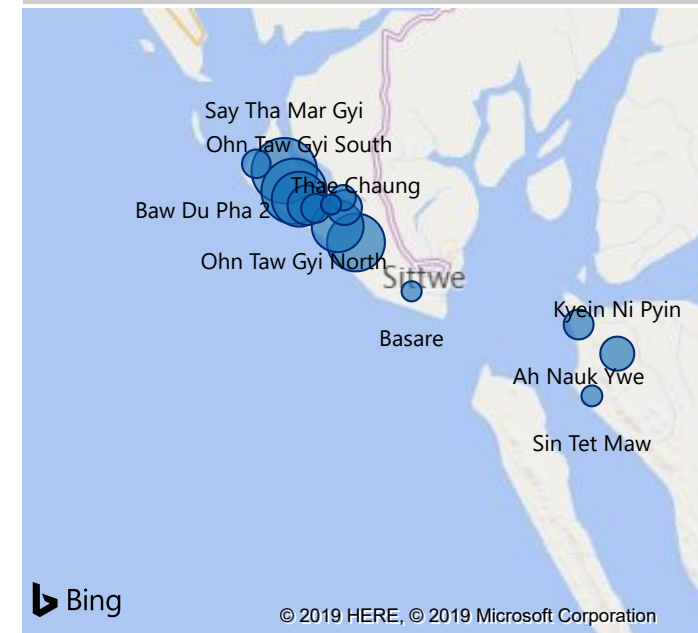
● # functional ● # non-functional

## OVERVIEW OF SERVICE PROVISION\*



\*Accurate information can only be generated at camp level.

## CAMP LOCATION



## Contacts

Geraldine Salducci: National Cluster Coordinator  
salducci@unhcr.org

Remo Fambri: CCCM/Shelter/NFI Officer  
fambri@unhcr.org

Matthew Richard: Information Management Officer  
richard@unhcr.org

# OVERVIEW OF SERVICE PROVISION

CCCM Camp Profile, Rakhine

Township	Camp Name	Camp Management Agency	Monitoring Period
All	All	All	Q3 (Jul-Sept 2019)

Township	IDP Site	# HHs	# IDPs	% Childern	% Elderly	CMA	Camp Coordination & Camp Management			Shelter		NFI	
							Average camp area per person (in square meters)	# of committees / community groups receiving trainings	Average # of recreational activities (past 3 mths)	% of shelter units with 6 persons or less	% of temporary shelters reconstructed or repaired within last 2 yrs	# of months since last NFI distribution	
Myebon	Taung Paw	716	2,920	51%	5%	RI	15	10	20	50%	0%	1	
Pauktaw	Ah Nauk Ywe	1,119	4,924	56%	3%	LWF	24	8	1	74%	41%	15	
	Kyein Ni Pyin	1,309	6,037	57%	3%	DRC	31	21	4	82%	26%	21	
	Nget Chaung	983	4,694	56%	4%	LWF	18	8	1	59%	43%	21	
	Nget Chaung 1	1,026	4,692	59%	3%	LWF	39	8	1	65%	0%	21	
	Sin Tet Maw	682	2,523	42%	5%	DRC	21	5	7	43%	6%	25	
Sittwe	Basare	383	2,324	49%	4%	LWF	37	8	1	48%	20%	3	
	Baw Du Pha 1	1,008	4,674	46%	4%	DRC	20	9	3	87%	100%	10	
	Baw Du Pha 2	1,333	7,508	51%	4%	DRC	14	11	5	78%	68%	8	
	Dar Pai	1,850	10,822	52%	4%	DRC	14	8	5	64%	100%	3	
	Khaung Doke Khar	386	2,353	53%	4%	LWF	19	8	1	48%	30%	3	
	Khaung Doke Khar 2	400	2,207	51%	4%	LWF	24	8	1	56%	86%	3	
	Maw Ti Ngar	658	3,761	50%	5%	NRC	18	5	5	69%	98%	0	
	Ohn Taw Chay	777	4,582	60%	2%	DRC	14	7	6	67%	75%	12	
	Ohn Taw Gyi North	2,647	14,393	55%	5%	DRC	23	10	5	89%	29%	2	
	Ohn Taw Gyi South	2,260	11,633	54%	2%	LWF	19	8	1	66%	32%	3	
	Say Tha Mar Gyi	2,678	14,458	55%	3%	DRC	12	7	4	80%	48%	11	
	Thae Chaung	2,088	12,417	50%	4%	LWF	7	8	1	49%	0%	3	
	Thet Kae Pyin	1,009	6,306	51%	4%	NRC	23	5	5	59%	24%	0	

# OVERVIEW OF SERVICE PROVISION

CCCM Camp Profile, Rakhine





Township	Camp Name	Camp Management Agency	Monitoring Period
All	All	All	Q3 (Jul-Sept 2019)

Township	IDP Site	# HHs	# IDPs	% Children	% Elderly	CMA	Protection			Child Protection			GBV		Education		
							Vulnerability (in %)	# of POCs received specialised assistance	Presence of a complaints & feedback mechanisms	# of children in need benefitting from PSS through CFS activities & adolescent programming	Presence of an on-site child protection service provider	Presence of an on-site GBV service provider	% of HHs reached by outreach workers	% of children in TLS who attend more than 75% of school days per month	Student-volunteer teacher ratio		
Myebon	Taung Paw	716	2,920	51%	5%	RI	13%	84	Yes	1300	Yes	Yes	50%	50%	50:1		
Pauktaw	Ah Nauk Ywe	1,119	4,924	56%	3%	LWF	14%	77	Yes	1055	Yes	Yes	61%	94%	33:1		
	Kyein Ni Pyin	1,309	6,037	57%	3%	DRC	20%	0	Yes	502	Yes	Yes	57%	75%	36:1		
	Nget Chaung	983	4,694	56%	4%	LWF	17%	134	Yes	400	Yes	No	0%	86%	44:1		
	Nget Chaung 1	1,026	4,692	59%	3%	LWF	23%	144	Yes	340	Yes	No	0%	63%	35:1		
	Sin Tet Maw	682	2,523	42%	5%	DRC	21%	2	Yes	470	Yes	Yes	100%	91%	33:1		
Sittwe	Basare	383	2,324	49%	4%	LWF	17%	126	Yes	1095	Yes	No	0%	91%	49:1		
	Baw Du Pha 1	1,008	4,674	46%	4%	DRC	9%	0	Yes	338	Yes	No	0%	93%	34:1		
	Baw Du Pha 2	1,333	7,508	51%	4%	DRC	14%	2	Yes	547	Yes	Yes	60%	81%	33:1		
	Dar Pai	1,850	10,822	52%	4%	DRC	8%	0	Yes	303	Yes	No	0%	89%	31:1		
	Khaung Doke Khar	386	2,353	53%	4%	LWF	15%	87	Yes	236	Yes	No	0%	90%	21:1		
	Khaung Doke Khar 2	400	2,207	51%	4%	LWF	14%	105	Yes	248	Yes	No	0%	94%	37:1		
	Maw Ti Ngar	658	3,761	50%	5%	NRC	13%	22	Yes	0	Yes	No	0%	85%	74:1		
	Ohn Taw Chay	777	4,582	60%	2%	DRC	10%	0	Yes	467	Yes	Yes	100%	80%	65:1		
	Ohn Taw Gyi North	2,647	14,393	55%	5%	DRC	13%	2	Yes	300	Yes	Yes	26%	91%	35:1		
	Ohn Taw Gyi South	2,260	11,633	54%	2%	LWF	15%	254	Yes	370	Yes	No	0%	92%	26:1		
	Say Tha Mar Gyi	2,678	14,458	55%	3%	DRC	10%	9	Yes	1279	Yes	No	0%	85%	36:1		
	Thae Chaung	2,088	12,417	50%	4%	LWF	9%	200	Yes	0	Yes	No	0%	93%	48:1		
Thet Kae Pyin	1,009	6,306	51%	4%	NRC	15%	0	Yes	1173	Gap	No	0%	82%	57:1			

# OVERVIEW OF SERVICE PROVISION

CCCM Camp Profile, Rakhine

Township	Camp Name	Camp Management Agency	Monitoring Period
All	All	All	Q3 (Jul-Sept 2019)

					 Food				 Nutrition				 Health				 Water, Sanitation & Hygiene							
Township	IDP Site	# HHs	# IDPs	CMA	% of households with access to food aid in the previous 3 months		Female participation on Food Management Committee (FMC)		Coverage (in %) of Severe Acute Malnutrition (SAM) program		Coverage (in %) of Moderate Acute Malnutrition (MAM) program		Health services available on-site or within walking distance		24/7 ambulance services available at site		# of people per functioning latrine	# of people per functioning water point	% of HHs receiving WASH consumables for last month		Frequency of solid waste disposal			
Myebon	Taung Paw	716	2,920	RI	100%	●	Yes	●	0%	●	0%	●	Yes	●	No	●	4	●	0	●	100%	●	<= weekly	●
Pauktaw	Ah Nauk Ywe	1,119	4,924	LWF	95%	●	No	●	100%	●	100%	●	Yes	●	No	●	27	●	269	●	100%	●	> 2 weeks	●
	Kyein Ni Pyin	1,309	6,037	DRC	71%	●	No	●	100%	●	100%	●	Yes	●	No	●	35	●	167	●	100%	●	<= weekly	●
	Nget Chaung	983	4,694	LWF	64%	●	No	●	100%	●	100%	●	Yes	●	No	●	40	●	0	●	100%	●	> 2 weeks	●
	Nget Chaung 1	1,026	4,692	LWF	73%	●	No	●	100%	●	100%	●	Yes	●	No	●	38	●	0	●	100%	●	> 2 weeks	●
	Sin Tet Maw	682	2,523	DRC	100%	●	No	●	100%	●	100%	●	Yes	●	No	●	8	●	117	●	100%	●	<= weekly	●
Sittwe	Basare	383	2,324	LWF	98%	●	No	●	0%	●	100%	●	Yes	●	Yes	●	20	●	100	●	100%	●	<= weekly	●
	Baw Du Pha 1	1,008	4,674	DRC	92%	●	No	●	100%	●	100%	●	Yes	●	Incident rpt	●	26	●	102	●	100%	●	<= weekly	●
	Baw Du Pha 2	1,333	7,508	DRC	100%	●	No	●	100%	●	100%	●	Yes	●	Incident rpt	●	26	●	127	●	100%	●	<= weekly	●
	Dar Pai	1,850	10,822	DRC	82%	●	No	●	0%	●	100%	●	Yes	●	Incident rpt	●	28	●	164	●	100%	●	<= weekly	●
	Khaung Doke Khar	386	2,353	LWF	91%	●	No	●	0%	●	100%	●	Yes	●	Yes	●	22	●	47	●	100%	●	<= weekly	●
	Khaung Doke Khar 2	400	2,207	LWF	65%	●	No	●	0%	●	100%	●	Yes	●	Yes	●	23	●	84	●	100%	●	<= weekly	●
	Maw Ti Ngar	658	3,761	NRC	89%	●	No	●	0%	●	100%	●	Yes	●	Yes	●	17	●	110	●	100%	●	<= weekly	●
	Ohn Taw Chay	777	4,582	DRC	62%	●	No	●	0%	●	0%	●	Yes	●	Incident rpt	●	24	●	61	●	100%	●	<= weekly	●
	Ohn Taw Gyi North	2,647	14,393	DRC	72%	●	Yes	●	0%	●	100%	●	Yes	●	Incident rpt	●	28	●	94	●	100%	●	<= weekly	●
	Ohn Taw Gyi South	2,260	11,633	LWF	100%	●	Yes	●	0%	●	100%	●	Yes	●	Yes	●	22	●	36	●	100%	●	<= weekly	●
	Say Tha Mar Gyi	2,678	14,458	DRC	59%	●	No	●	100%	●	100%	●	Yes	●	Incident rpt	●	23	●	67	●	100%	●	<= weekly	●
	Thae Chaung	2,088	12,417	LWF	100%	●	No	●	0%	●	100%	●	Yes	●	Yes	●	37	●	150	●	100%	●	<= weekly	●
	Thet Kae Pyin	1,009	6,306	NRC	100%	●	No	●	0%	●	100%	●	Yes	●	Yes	●	24	●	110	●	100%	●	<= weekly	●