

CCCM Camp Profiles, Central Rakhine, Myanmar

June 2023

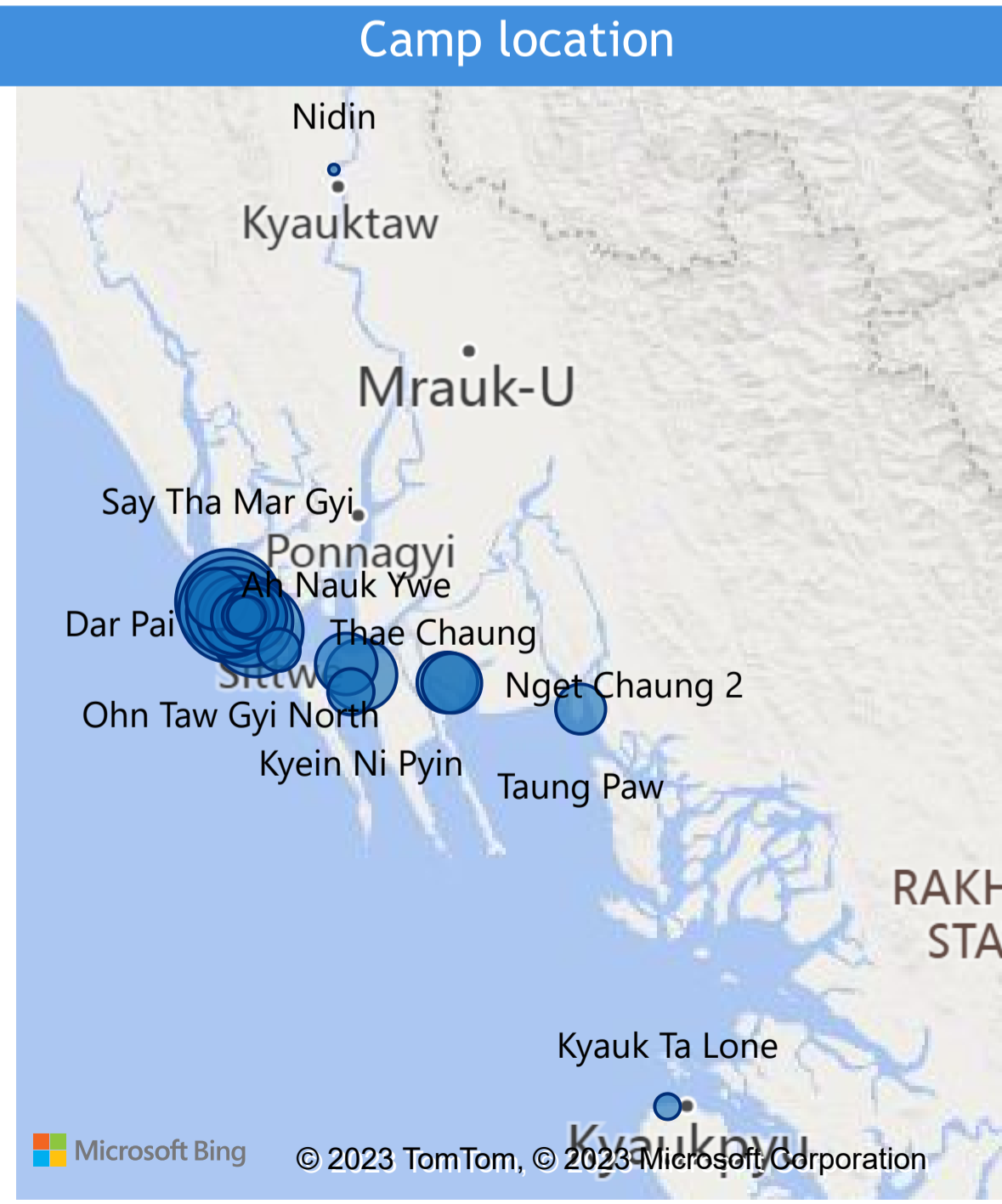
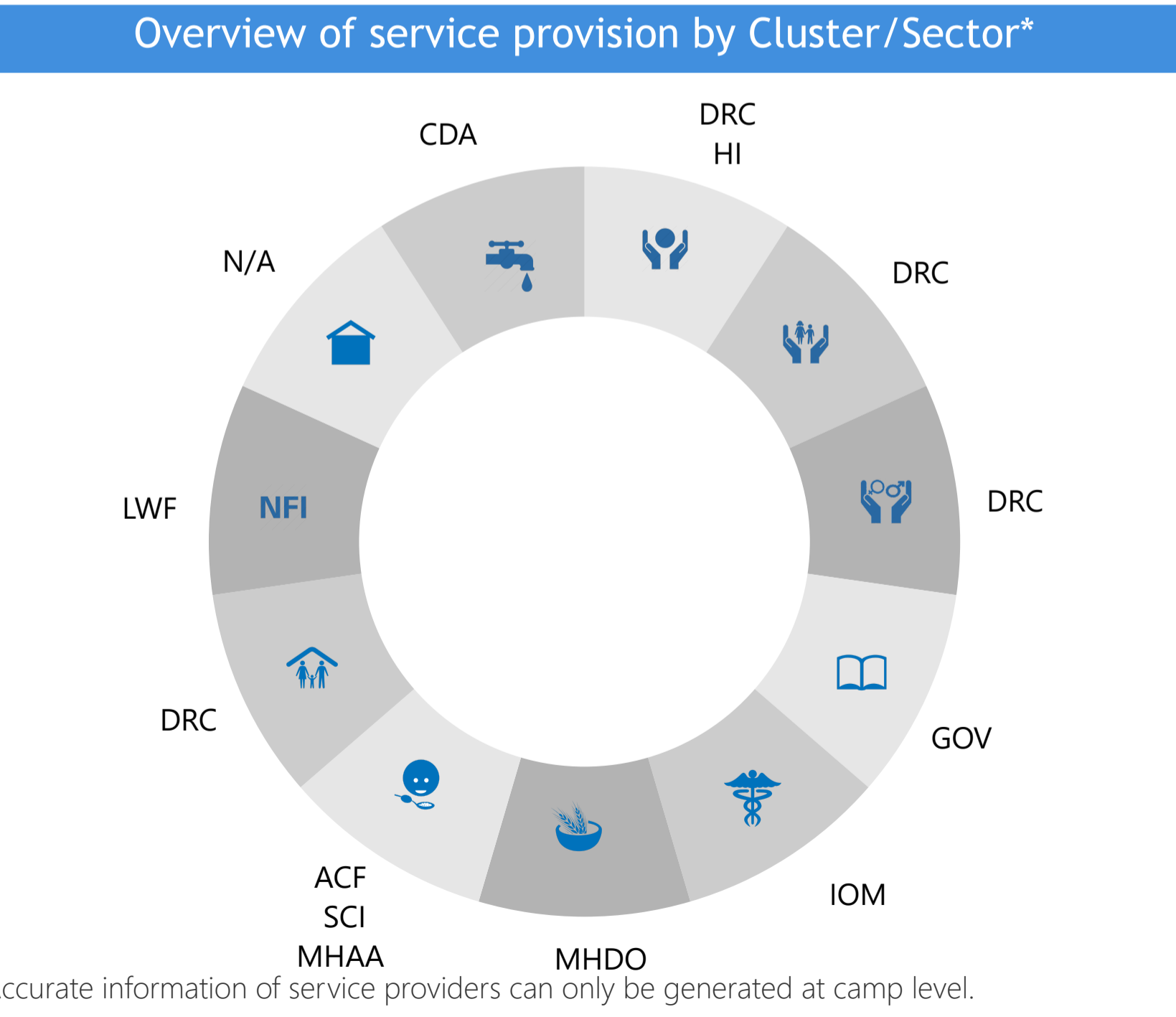
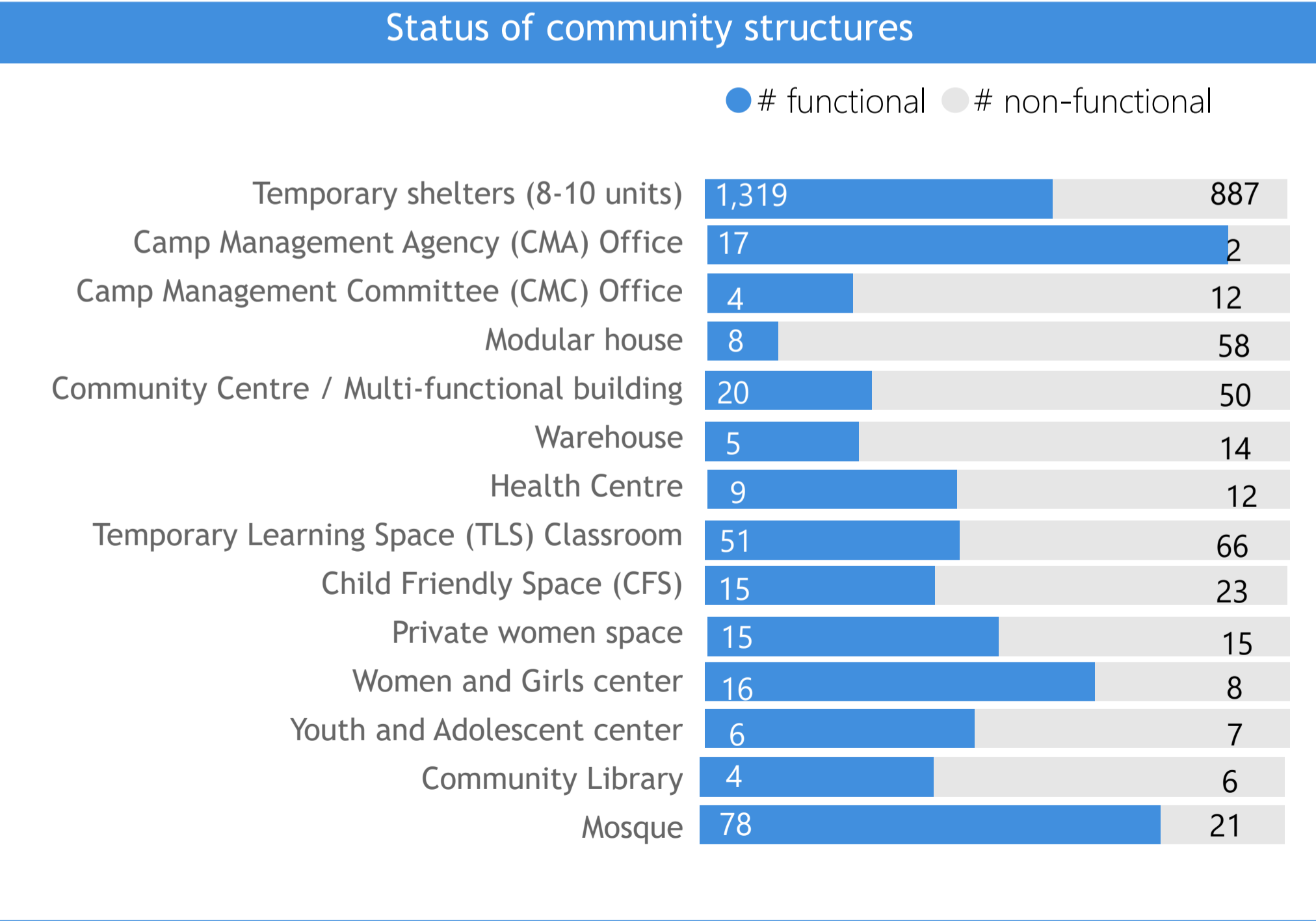
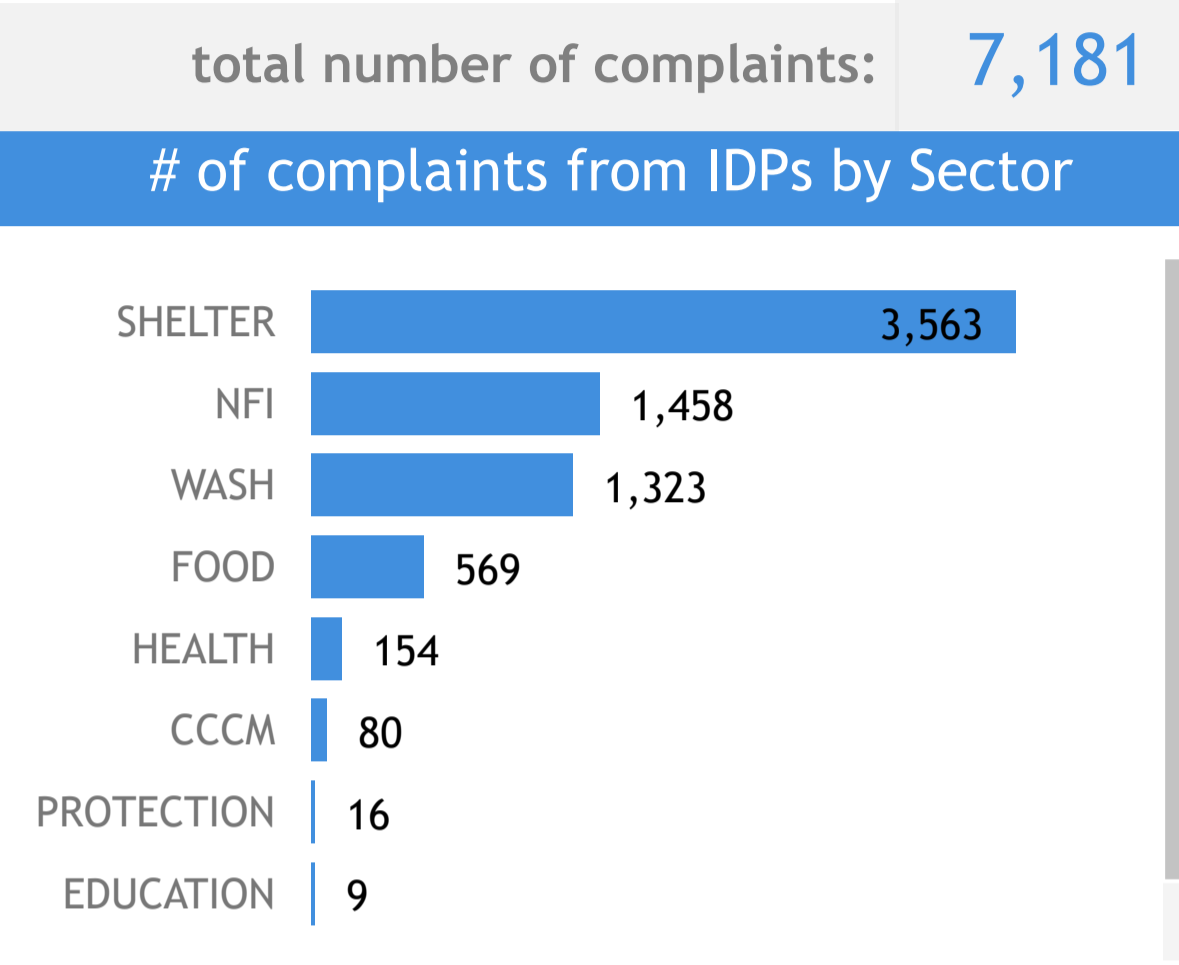
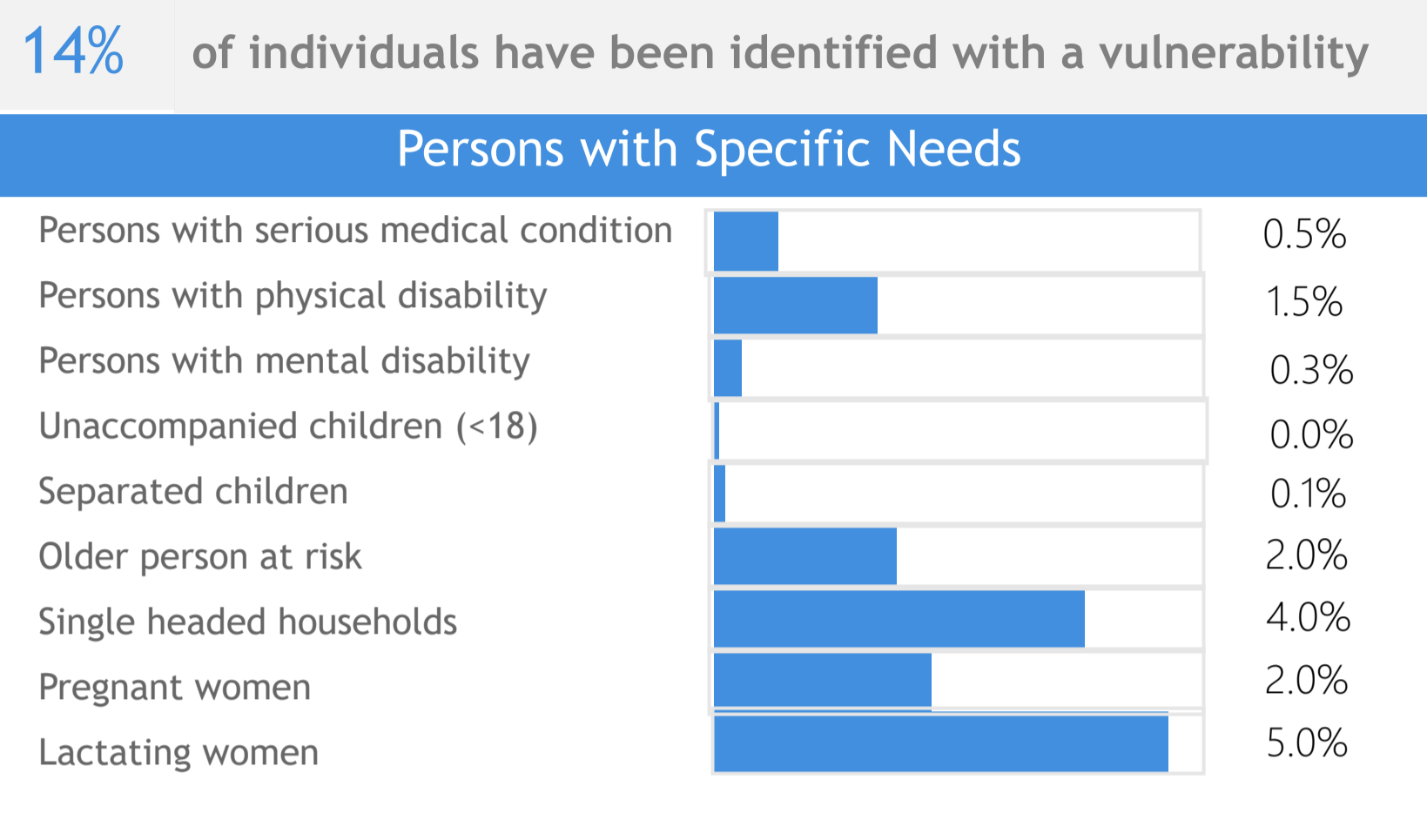
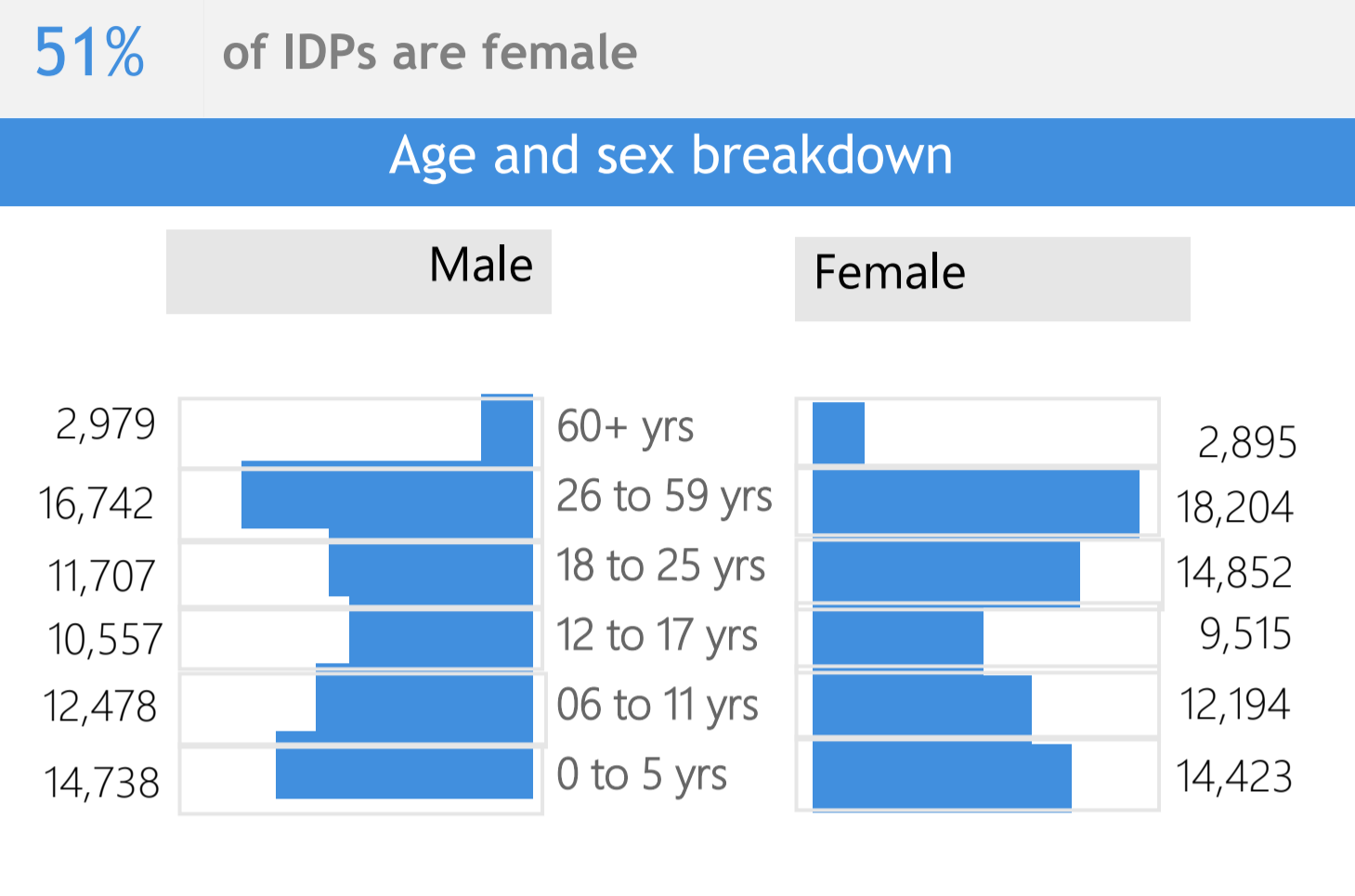
Township: All | Camp Name: All | CMA: All | Monitoring Period: 2023-Q2

Individuals
141,284

Households
24,572

Children
49%

Elderly
8%



CCCM Camp Profiles, Central Rakhine, Myanmar

June 2023

Township

All

Camp Name

All

CMA

All

Monitoring Period

2023-Q2



Camp Coordination & Camp Management



Shelter

NFI

Non-food Item

Township	IDP Site	# HHs	# IDPs	% Children	% Elderly	CMA	Average camp area per person (in square meters)	# of committees / community groups receiving trainings	Average # of recreational activities (past 3 mths)	% of shelter units with 6 persons or less	% of temporary shelters reconstructed or repaired within last 2 yrs	# of months since last NFI distribution
Kyaukpyu	Kyauk Ta Lone	380	1,113	36%	8%	Other	30	0	0	0%	0%	3
Kyauktaw	Nidin	85	686	0%	100%	Other	59	0	0	0%	0%	41
Myebon	Taung Paw	784	3,548	47%	5%	RI	15	0	0	0%	0%	23
Pauktaw	Ah Nauk Ywe	1,104	5,499	58%	2%	LWF	22	5	3	78%	38%	13
	Kyein Ni Pyin	1,481	7,550	58%	4%	DRC	31	9	0	73%	44%	25
	Nget Chaung 1	1,049	5,164	60%	3%	LWF	36	4	3	73%	0%	13
	Nget Chaung 2	1,067	5,320	59%	3%	LWF	6	4	3	72%	29%	13
	Sin Tet Maw	877	3,030	41%	5%	DRC	21	6	0	94%	49%	19
Sittwe	Basare	402	2,575	48%	4%	LWF	34	4	3	59%	42%	1
	Baw Du Pha 1	1,012	4,819	47%	4%	DRC	20	7	0	82%	37%	15
	Baw Du Pha 2	1,379	9,226	53%	3%	DRC	14	7	0	60%	58%	3
	Dar Pai	1,955	12,484	50%	4%	DRC	14	4	0	44%	8%	18
	Khaung Doke Khar 1	392	2,090	53%	4%	LWF	21	4	3	71%	0%	0
	Khaung Doke Khar 2	396	2,259	48%	4%	LWF	24	4	3	66%	0%	2
	Maw Ti Ngar	657	3,895	48%	5%	NRC	26	10	2	67%	26%	20
	Ohn Taw Chay	784	5,486	63%	2%	DRC	14	6	0	62%	31%	12
	Ohn Taw Gyi North	2,763	16,991	54%	4%	DRC	23	8	0	64%	57%	23
	Ohn Taw Gyi South	2,248	12,218	54%	3%	LWF	14	4	3	72%	17%	21
Say Tha Mar Gyi	2,690	17,032	55%	3%	DRC	12	9	0	77%	49%	12	
Thae Chaung	2,042	13,159	46%	5%	LWF	6	4	3	57%	0%	18	
Thet Kae Pyin	1,025	7,140	49%	5%	NRC	21	10	2	49%	84%	20	

CCCM Camp Profiles, Central Rakhine, Myanmar

June 2023

Township

All

Camp Name

All

CMA

All

Monitoring Period

2023-Q2



Protection



Child Protection



GBV



Education

Township	IDP Site	# HHs	# IDPs	% Children	% Elderly	CMA	Vulnerability (in %)	Presence of a complaints & feedback mechanisms	Presence of case management system (Not SGBV or CP)	# of children in need benefitting from PSS through CFS activities & adolescent programming	Presence of an on-site child protection service provider	Presence of an on-site GBV service provider	% of HHs reached by outreach workers	Presence of case management system	% of children in TLS who attend more than 75% of school days per month	Student-volunteer teacher ratio
Myebon	Taung Paw	784	3,548	47%	5%	RI	8%	Yes ●	No ●	770 ●	Yes ●	Yes ●	78% ●	Yes ●	0% ●	0:1 ●
Pauktaw	Ah Nauk Ywe	1,104	5,499	58%	2%	LWF	12%	Yes ●	No ●	40 ●	Yes ●	Yes ●	36% ●	Yes ●	70% ●	49:1 ●
	Kyein Ni Pyin	1,481	7,550	58%	4%	DRC	21%	Yes ●	Yes ●	40 ●	Yes ●	Yes ●	43% ●	Yes ●	50% ●	62:1 ●
	Nget Chaung 1	1,049	5,164	60%	3%	LWF	15%	Yes ●	Yes ●	40 ●	Yes ●	Yes ●	1% ●	Yes ●	70% ●	61:1 ●
	Nget Chaung 2	1,067	5,320	59%	3%	LWF	11%	Yes ●	No ●	40 ●	Yes ●	Yes ●	1% ●	Yes ●	75% ●	45:1 ●
	Sin Tet Maw	877	3,030	41%	5%	DRC	27%	Yes ●	Yes ●	40 ●	Yes ●	Yes ●	72% ●	Yes ●	85% ●	27:1 ●
Kyaukpyu	Kyauk Ta Lone	380	1,113	36%	8%	Other	21%	No ●	No ●	0 ●	No ●	No ●	0% ●	No ●	90% ●	29:1 ●
Kyauktaw	Nidin	85	686	0%	100%	Other	2%	No ●	No ●	0 ●	No ●	Yes ●	0% ●	No ●	0% ●	0:1 ●
Sittwe	Basare	402	2,575	48%	4%	LWF	19%	Yes ●	No ●	40 ●	Yes ●	Yes ●	11% ●	Yes ●	75% ●	39:1 ●
	Baw Du Pha 1	1,012	4,819	47%	4%	DRC	15%	Yes ●	Yes ●	40 ●	Yes ●	Yes ●	19% ●	Yes ●	50% ●	37:1 ●
	Baw Du Pha 2	1,379	9,226	53%	3%	DRC	13%	Yes ●	Yes ●	40 ●	Yes ●	Yes ●	13% ●	Yes ●	50% ●	26:1 ●
	Dar Pai	1,955	12,484	50%	4%	DRC	12%	Yes ●	Yes ●	40 ●	Yes ●	Yes ●	8% ●	Yes ●	80% ●	57:1 ●
	Khaung Doke Khar 1	392	2,090	53%	4%	LWF	17%	Yes ●	No ●	40 ●	Yes ●	Yes ●	1% ●	Yes ●	80% ●	31:1 ●
	Khaung Doke Khar 2	396	2,259	48%	4%	LWF	18%	Yes ●	No ●	40 ●	Yes ●	Yes ●	30% ●	Yes ●	65% ●	30:1 ●
	Ohn Taw Gyi North	2,763	16,991	54%	4%	DRC	15%	Yes ●	Yes ●	40 ●	Yes ●	Yes ●	16% ●	Yes ●	70% ●	43:1 ●
	Ohn Taw Gyi South	2,248	12,218	54%	3%	LWF	15%	Yes ●	Yes ●	40 ●	Yes ●	Yes ●	1% ●	Yes ●	70% ●	35:1 ●
	Say Tha Mar Gyi	2,690	17,032	55%	3%	DRC	12%	Yes ●	Yes ●	40 ●	Yes ●	Yes ●	50% ●	Yes ●	55% ●	26:1 ●
	Thet Kae Pyin	1,025	7,140	49%	5%	NRC	17%	Yes ●	Yes ●	40 ●	Yes ●	Yes ●	20% ●	Yes ●	45% ●	37:1 ●
Maw Ti Ngar	657	3,895	48%	5%	NRC	18%	Yes ●	Yes ●	0 ●	No ●	Yes ●	19% ●	Yes ●	60% ●	61:1 ●	
Ohn Taw Chay	784	5,486	63%	2%	DRC	12%	Yes ●	Yes ●	0 ●	Yes ●	Yes ●	20% ●	Yes ●	45% ●	67:1 ●	
Thae Chaung	2,042	13,159	46%	5%	LWF	13%	Yes ●	No ●	0 ●	No ●	Yes ●	1% ●	Yes ●	75% ●	57:1 ●	

CCCM Camp Profiles, Central Rakhine, Myanmar

June 2023

Township

All

Camp Name

All

CMA

All

Monitoring Period

2023-Q2



Food



Nutrition



Health



Water, Sanitation & Hygiene

Township	IDP Site	# HHs	# IDPs	CMA	% of beneficiaries with access to food aid in the previous 3 months	Female participation on Food Management Committee (FMC)	Coverage (in %) of Severe Acute Malnutrition (SAM) program	Coverage (in %) of Moderate Acute Malnutrition (MAM) program	# of days per week of open clinic	# of hours per day of open clinic	# of patients assisted	Presence of medical doctor	# of people per functioning latrine	Liters per person per day (estimate)	% of HHs receiving WASH consumables for last month	Frequency of solid waste disposal
Kyaukpyu	Kyauk Ta Lone	380	1,113	Other	100% ●	No ●	0% ●	0% ●	0 ●	0 ●	0	Yes ●	12 ●	>15 liters ●	0% ●	> 2 weeks ●
Kyauktaw	Nidin	85	686	Other	100% ●	No ●	0% ●	0% ●	0 ●	0 ●	0	Yes ●	0 ●	>15 liters ●	0% ●	> 2 weeks ●
Myebon	Taung Paw	784	3,548	RI	100% ●	No ●	100% ●	100% ●	0 ●	0 ●	0	No ●	0 ●	>15 liters ●	0% ●	> 2 weeks ●
Pauktaw	Sin Tet Maw	877	3,030	DRC	97% ●	No ●	100% ●	100% ●	4 ●	2 ●	1382	Yes ●	9 ●	>15 liters ●	92% ●	1-2 weeks ●
	Kyein Ni Pyin	1,481	7,550	DRC	96% ●	No ●	100% ●	100% ●	1 ●	2 ●	450	Yes ●	44 ●	>7.5 < 15 liters ●	100% ●	> 2 weeks ●
	Nget Chaung 2	1,067	5,320	LWF	94% ●	No ●	100% ●	100% ●	2 ●	2 ●	343	Yes ●	30 ●	<7.5 liters ●	100% ●	> 2 weeks ●
	Ah Nauk Ywe	1,104	5,499	LWF	100% ●	No ●	100% ●	100% ●	1 ●	0 ●	0	No ●	45 ●	<7.5 liters ●	100% ●	> 2 weeks ●
	Nget Chaung 1	1,049	5,164	LWF	100% ●	No ●	100% ●	100% ●	2 ●	2 ●	343	Yes ●	32 ●	<7.5 liters ●	100% ●	> 2 weeks ●
Sittwe	Say Tha Mar Gyi	2,690	17,032	DRC	99% ●	No ●	100% ●	100% ●	1 ●	5 ●	0	Yes ●	156 ●	>15 liters ●	100% ●	<= weekly ●
	Khaung Doke Khar 2	396	2,259	LWF	96% ●	No ●	100% ●	100% ●	2 ●	5 ●	0	Yes ●	0 ●	>15 liters ●	100% ●	<= weekly ●
	Maw Ti Ngar	657	3,895	NRC	94% ●	No ●	100% ●	100% ●	1 ●	5 ●	0	Yes ●	243 ●	>15 liters ●	100% ●	<= weekly ●
	Thet Kae Pyin	1,025	7,140	NRC	79% ●	No ●	100% ●	100% ●	7 ●	24 ●	4144	Yes ●	396 ●	>15 liters ●	99% ●	<= weekly ●
	Ohn Taw Chay	784	5,486	DRC	78% ●	No ●	100% ●	100% ●	0 ●	0 ●	0	No ●	610 ●	>15 liters ●	0% ●	<= weekly ●
	Ohn Taw Gyi North	2,763	16,991	DRC	53% ●	Yes ●	100% ●	100% ●	2 ●	4 ●	216	Yes ●	1133 ●	>15 liters ●	0% ●	<= weekly ●
	Basare	402	2,575	LWF	100% ●	No ●	100% ●	100% ●	0 ●	0 ●	0	No ●	78 ●	>15 liters ●	100% ●	<= weekly ●
	Baw Du Pha 1	1,012	4,819	DRC	100% ●	Yes ●	100% ●	100% ●	2 ●	4 ●	236	Yes ●	371 ●	>15 liters ●	100% ●	<= weekly ●
	Baw Du Pha 2	1,379	9,226	DRC	100% ●	Yes ●	100% ●	100% ●	2 ●	4 ●	313	Yes ●	1318 ●	>15 liters ●	100% ●	<= weekly ●
	Dar Pai	1,955	12,484	DRC	100% ●	No ●	100% ●	100% ●	2 ●	4 ●	361	Yes ●	284 ●	>15 liters ●	61% ●	<= weekly ●
Khaung Doke Khar 1	392	2,090	LWF	100% ●	No ●	100% ●	100% ●	2 ●	7 ●	252	Yes ●	40 ●	>15 liters ●	100% ●	<= weekly ●	
Ohn Taw Gyi South	2,248	12,218	LWF	100% ●	Yes ●	100% ●	100% ●	2 ●	7 ●	320	Yes ●	86 ●	>15 liters ●	100% ●	1-2 weeks ●	
Thae Chaung	2,042	13,159	LWF	100% ●	No ●	100% ●	100% ●	5 ●	7 ●	677	Yes ●	223 ●	>15 liters ●	56% ●	<= weekly ●	