

# CCCM Camp Profiles, Central Rakhine, Myanmar

June 2022

Township

All

Camp Name

All

CMA

All

Monitoring Period

2022-Q2



# Individuals

137,140

# Households

24,051

Children

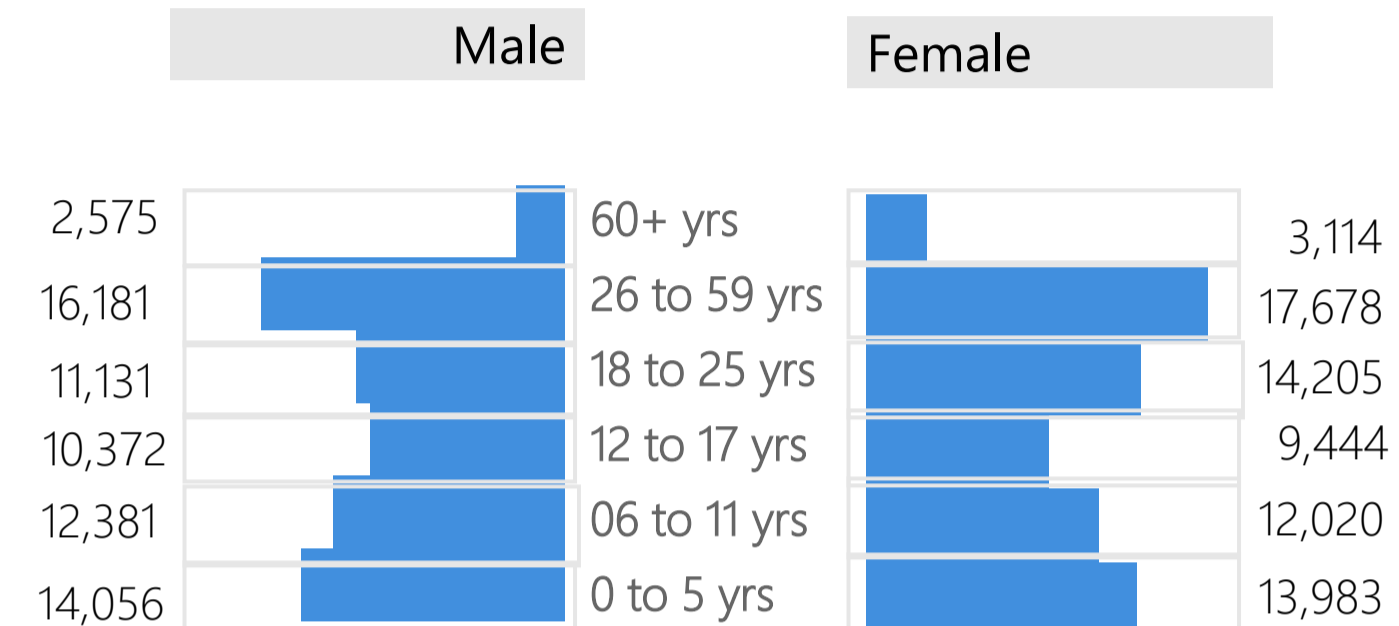
49%

Elderly

9%

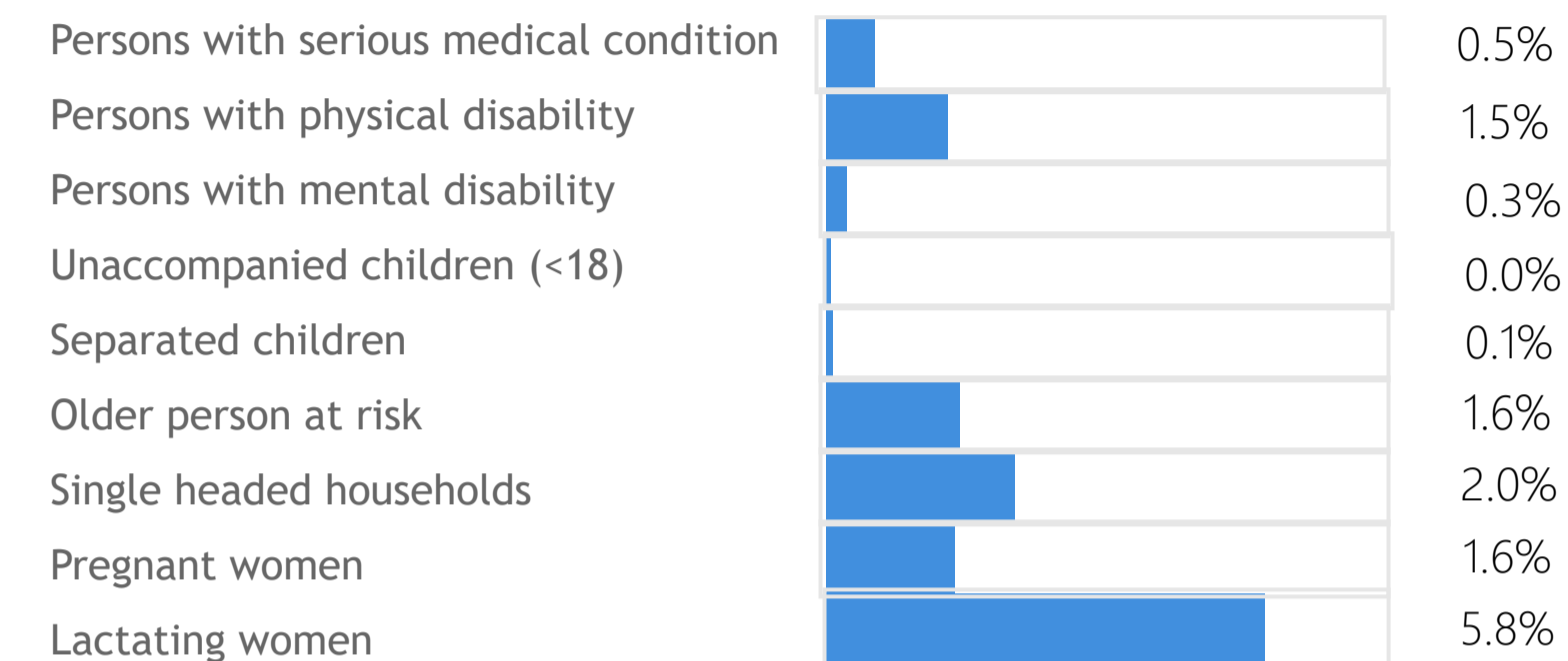
51% of IDPs are female

## Age and sex breakdown



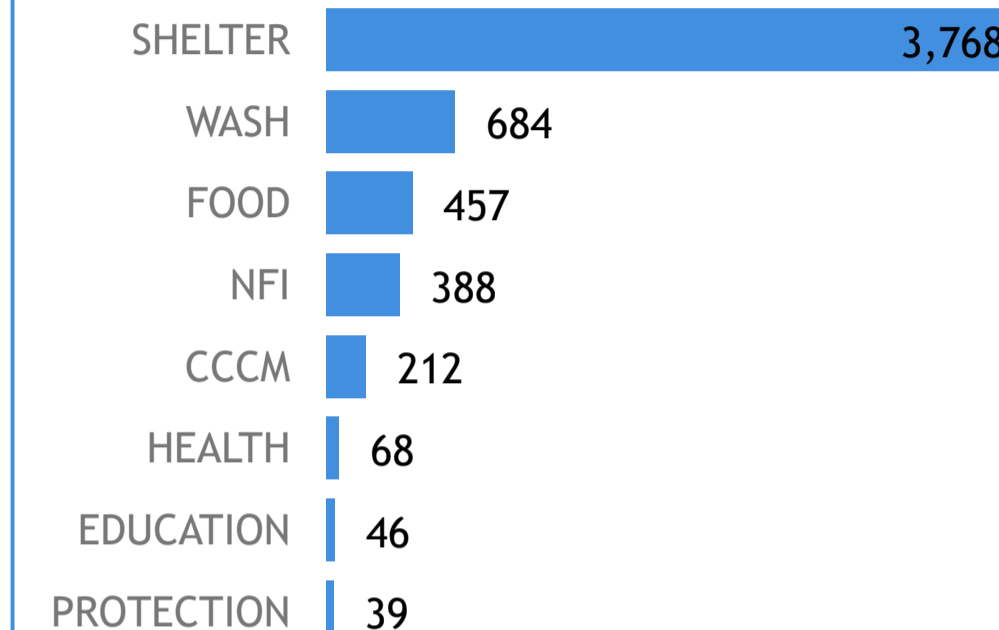
13% of individuals have been identified with a vulnerability

## Persons with Specific Needs



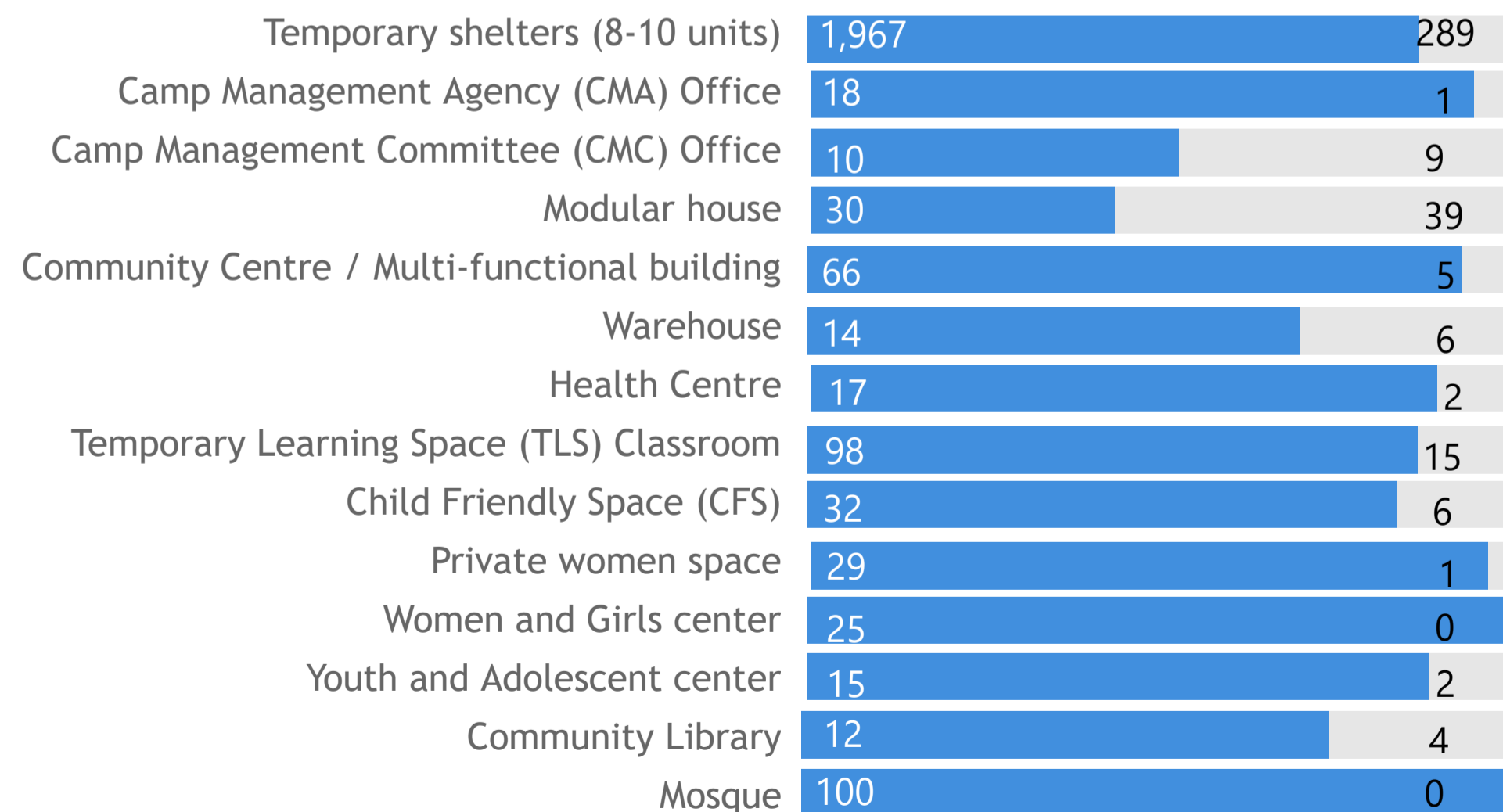
total number of complaints: 5,680

## # of complaints from IDPs by Sector

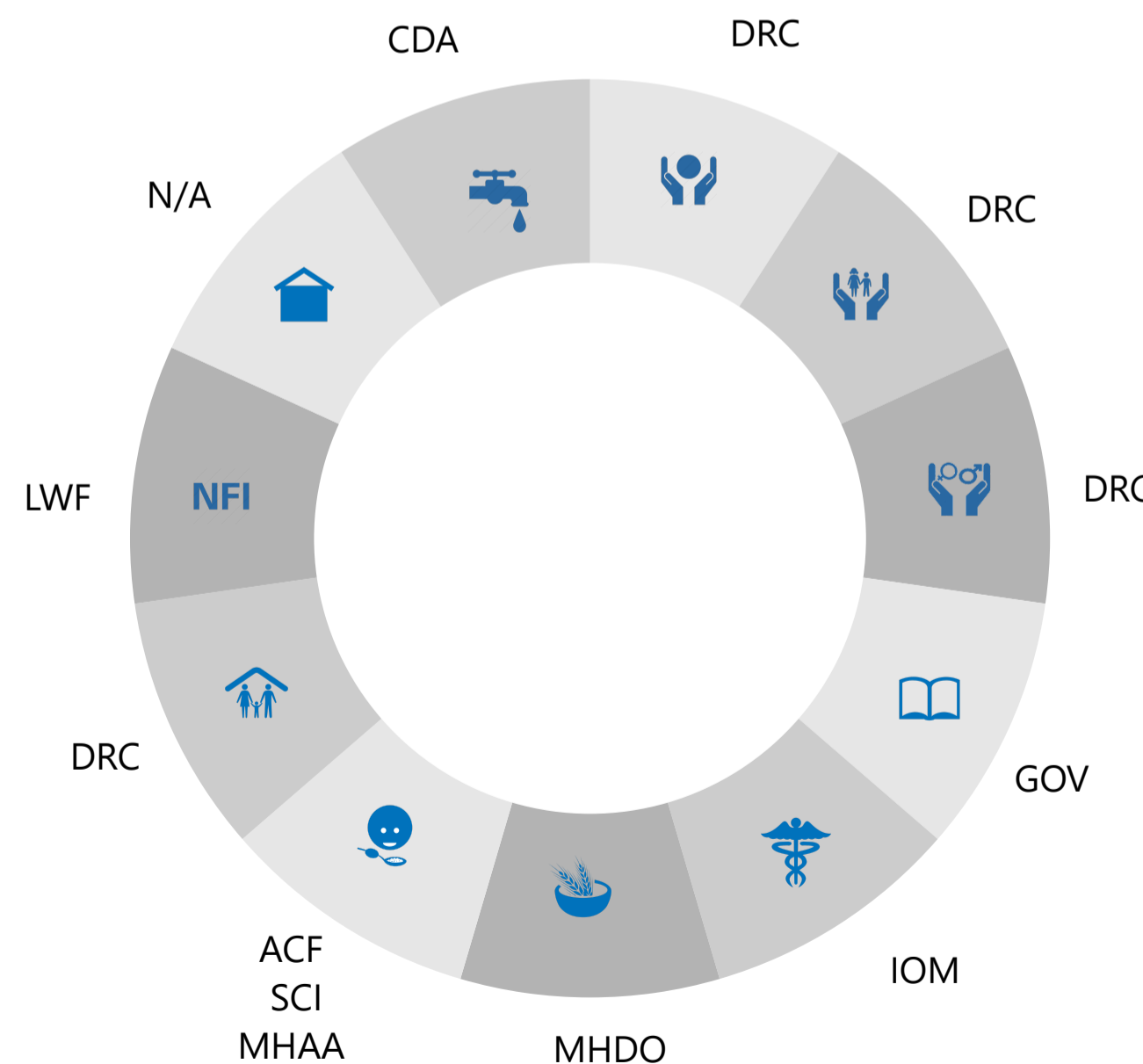


## Status of community structures

● # functional ● # non-functional

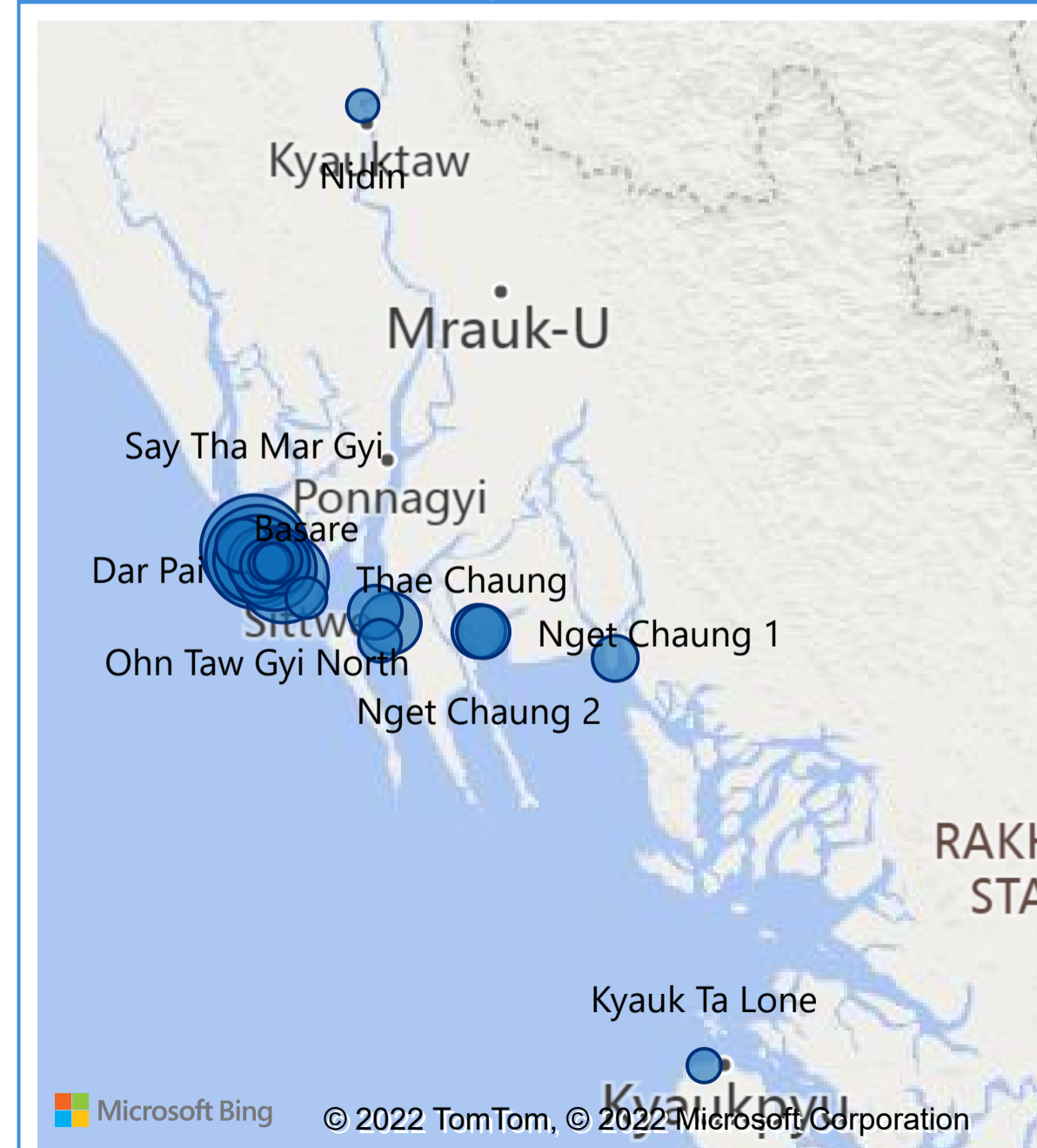


## Overview of CMA service provision by Cluster/Sector\*



\*Accurate information of CMA service provision can only be generated at camp level.

## Camp location



# CCCM Camp Profiles, Central Rakhine, Myanmar

June 2022

Township

All

Camp Name

All

CMA

All

Monitoring Period

2022-Q2



Camp Coordination & Camp Management



Shelter

NFI

Non-food Item

Township	IDP Site	# HHs	# IDPs	% Children	% Elderly	CMA	Average camp area per person (in square meters)	# of committees / community groups receiving trainings	Average # of recreational activities (past 3 mths)	% of shelter units with 6 persons or less	% of temporary shelters reconstructed or repaired within last 2 yrs	# of months since last NFI distribution
Kyaukpyu	Kyauk Ta Lone	334	1,001	36%	9%	Other	30	0	0	50%	40%	0
Kyauktaw	Nidin	97	632	0%	100%	Other	59	0	0	0%	0%	29
Myebon	Taung Paw	784	3,548	47%	5%	RI	15	0	0	0%	0%	11
Pauktaw	Ah Nauk Ywe	1,110	5,248	58%	2%	LWF	22	6	10	83%	73%	1
	Kyein Ni Pyin	1,389	6,864	58%	3%	DRC	31	5	1	73%	100%	13
	Nget Chaung 1	1,076	5,087	60%	3%	LWF	36	6	10	76%	0%	1
	Nget Chaung 2	1,064	5,200	58%	3%	LWF	18	6	10	73%	72%	1
	Sin Tet Maw	811	2,884	43%	5%	DRC	21	3	0	94%	94%	8
Sittwe	Basare	380	2,489	50%	4%	LWF	35	6	10	58%	94%	9
	Baw Du Pha 1	1,012	5,122	47%	3%	DRC	20	10	0	82%	13%	3
	Baw Du Pha 2	1,346	8,747	53%	3%	DRC	15	10	0	60%	49%	13
	Dar Pai	1,753	11,717	52%	4%	DRC	14	11	2	44%	0%	7
	Khaung Doke Khar 1	386	2,041	56%	4%	LWF	22	6	10	72%	46%	7
	Khaung Doke Khar 2	400	2,262	49%	4%	LWF	24	6	10	69%	82%	8
	Maw Ti Ngar	657	3,827	47%	5%	NRC	25	5	3	67%	25%	8
	Ohn Taw Chay	784	5,315	62%	2%	DRC	14	4	6	62%	39%	0
	Ohn Taw Gyi North	2,640	15,909	56%	4%	DRC	23	8	3	64%	35%	11
	Ohn Taw Gyi South	2,275	12,582	55%	3%	LWF	18	6	10	71%	86%	7
	Say Tha Mar Gyi	2,690	16,710	54%	3%	DRC	12	12	6	77%	13%	1
Thae Chaung	2,038	12,977	46%	5%	LWF	7	6	10	58%	0%	7	
Thet Kae Pyin	1,025	6,978	48%	5%	NRC	22	5	3	49%	84%	8	

# CCCM Camp Profiles, Central Rakhine, Myanmar

June 2022

Township

All

Camp Name

All

CMA

All

Monitoring Period

2022-Q2



Protection



Child Protection



GBV



Education

Township	IDP Site	# HHs	# IDPs	% Children	% Elderly	CMA	Vulnerability (in %)	Presence of a complaints & feedback mechanisms	Presence of case management system (Not SGBV or CP)	# of children in need benefitting from PSS through CFS activities & adolescent programming	Presence of an on-site child protection service provider	Presence of an on-site GBV service provider	% of HHs reached by outreach workers	Presence of case management system	% of children in TLS who attend more than 75% of school days per month	Student-volunteer teacher ratio
Kyaukpyu	Kyauk Ta Lone	334	1,001	36%	9%	Other	20%	Yes <span style="color: green;">●</span>	Yes <span style="color: green;">●</span>	0 <span style="color: red;">●</span>	No <span style="color: red;">●</span>	No <span style="color: red;">●</span>	0% <span style="color: red;">●</span>	No <span style="color: red;">●</span>	90% <span style="color: green;">●</span>	23:1 <span style="color: green;">●</span>
Kyauktaw	Nidin	97	632	0%	100%	Other	0%	No <span style="color: red;">●</span>	No <span style="color: red;">●</span>	0 <span style="color: red;">●</span>	No <span style="color: red;">●</span>	Yes <span style="color: green;">●</span>	100% <span style="color: green;">●</span>	Yes <span style="color: green;">●</span>	0% <span style="color: red;">●</span>	0:1 <span style="color: black;">●</span>
Myebon	Taung Paw	784	3,548	47%	5%	RI	8%	Yes <span style="color: green;">●</span>	No <span style="color: red;">●</span>	644 <span style="color: green;">●</span>	Yes <span style="color: green;">●</span>	Yes <span style="color: green;">●</span>	70% <span style="color: green;">●</span>	Yes <span style="color: green;">●</span>	0% <span style="color: red;">●</span>	0:1 <span style="color: black;">●</span>
Pauktaw	Ah Nauk Ywe	1,110	5,248	58%	2%	LWF	19%	Yes <span style="color: green;">●</span>	No <span style="color: red;">●</span>	40 <span style="color: orange;">●</span>	Yes <span style="color: green;">●</span>	Yes <span style="color: green;">●</span>	60% <span style="color: green;">●</span>	Yes <span style="color: green;">●</span>	90% <span style="color: green;">●</span>	56:1 <span style="color: orange;">●</span>
	Kyein Ni Pyin	1,389	6,864	58%	3%	DRC	21%	No <span style="color: red;">●</span>	Yes <span style="color: green;">●</span>	40 <span style="color: orange;">●</span>	Yes <span style="color: green;">●</span>	Yes <span style="color: green;">●</span>	20% <span style="color: red;">●</span>	Yes <span style="color: green;">●</span>	74% <span style="color: orange;">●</span>	100:1 <span style="color: red;">●</span>
	Nget Chaung 1	1,076	5,087	60%	3%	LWF	19%	Yes <span style="color: green;">●</span>	No <span style="color: red;">●</span>	40 <span style="color: orange;">●</span>	Yes <span style="color: green;">●</span>	Yes <span style="color: green;">●</span>	2% <span style="color: red;">●</span>	Yes <span style="color: green;">●</span>	90% <span style="color: green;">●</span>	58:1 <span style="color: orange;">●</span>
	Nget Chaung 2	1,064	5,200	58%	3%	LWF	20%	Yes <span style="color: green;">●</span>	No <span style="color: red;">●</span>	40 <span style="color: orange;">●</span>	Yes <span style="color: green;">●</span>	Yes <span style="color: green;">●</span>	2% <span style="color: red;">●</span>	Yes <span style="color: green;">●</span>	90% <span style="color: green;">●</span>	58:1 <span style="color: orange;">●</span>
	Sin Tet Maw	811	2,884	43%	5%	DRC	18%	No <span style="color: red;">●</span>	Yes <span style="color: green;">●</span>	40 <span style="color: orange;">●</span>	Yes <span style="color: green;">●</span>	Yes <span style="color: green;">●</span>	80% <span style="color: green;">●</span>	Yes <span style="color: green;">●</span>	100% <span style="color: green;">●</span>	39:1 <span style="color: green;">●</span>
Sittwe	Basare	380	2,489	50%	4%	LWF	18%	Yes <span style="color: green;">●</span>	No <span style="color: red;">●</span>	40 <span style="color: orange;">●</span>	Yes <span style="color: green;">●</span>	Yes <span style="color: green;">●</span>	16% <span style="color: red;">●</span>	Yes <span style="color: green;">●</span>	93% <span style="color: green;">●</span>	56:1 <span style="color: orange;">●</span>
	Baw Du Pha 1	1,012	5,122	47%	3%	DRC	13%	No <span style="color: red;">●</span>	Yes <span style="color: green;">●</span>	40 <span style="color: orange;">●</span>	Yes <span style="color: green;">●</span>	Yes <span style="color: green;">●</span>	0% <span style="color: red;">●</span>	Yes <span style="color: green;">●</span>	99% <span style="color: green;">●</span>	45:1 <span style="color: orange;">●</span>
	Baw Du Pha 2	1,346	8,747	53%	3%	DRC	8%	No <span style="color: red;">●</span>	Yes <span style="color: green;">●</span>	40 <span style="color: orange;">●</span>	Yes <span style="color: green;">●</span>	Yes <span style="color: green;">●</span>	70% <span style="color: green;">●</span>	Yes <span style="color: green;">●</span>	100% <span style="color: green;">●</span>	29:1 <span style="color: green;">●</span>
	Dar Pai	1,753	11,717	52%	4%	DRC	10%	No <span style="color: red;">●</span>	Yes <span style="color: green;">●</span>	40 <span style="color: orange;">●</span>	Yes <span style="color: green;">●</span>	Yes <span style="color: green;">●</span>	11% <span style="color: red;">●</span>	Yes <span style="color: green;">●</span>	90% <span style="color: green;">●</span>	38:1 <span style="color: green;">●</span>
	Khaung Doke Khar 1	386	2,041	56%	4%	LWF	17%	Yes <span style="color: green;">●</span>	No <span style="color: red;">●</span>	40 <span style="color: orange;">●</span>	Yes <span style="color: green;">●</span>	Yes <span style="color: green;">●</span>	0% <span style="color: red;">●</span>	Yes <span style="color: green;">●</span>	90% <span style="color: green;">●</span>	22:1 <span style="color: green;">●</span>
	Khaung Doke Khar 2	400	2,262	49%	4%	LWF	15%	Yes <span style="color: green;">●</span>	No <span style="color: red;">●</span>	40 <span style="color: orange;">●</span>	Yes <span style="color: green;">●</span>	Yes <span style="color: green;">●</span>	56% <span style="color: green;">●</span>	Yes <span style="color: green;">●</span>	100% <span style="color: green;">●</span>	41:1 <span style="color: orange;">●</span>
	Maw Ti Ngar	657	3,827	47%	5%	NRC	18%	Yes <span style="color: green;">●</span>	Yes <span style="color: green;">●</span>	126 <span style="color: green;">●</span>	Yes <span style="color: green;">●</span>	Yes <span style="color: green;">●</span>	45% <span style="color: orange;">●</span>	Yes <span style="color: green;">●</span>	91% <span style="color: green;">●</span>	119:1 <span style="color: red;">●</span>
	Ohn Taw Chay	784	5,315	62%	2%	DRC	10%	No <span style="color: red;">●</span>	Yes <span style="color: green;">●</span>	0 <span style="color: red;">●</span>	Yes <span style="color: green;">●</span>	Yes <span style="color: green;">●</span>	100% <span style="color: green;">●</span>	Yes <span style="color: green;">●</span>	79% <span style="color: green;">●</span>	59:1 <span style="color: orange;">●</span>
	Ohn Taw Gyi North	2,640	15,909	56%	4%	DRC	12%	No <span style="color: red;">●</span>	Yes <span style="color: green;">●</span>	40 <span style="color: orange;">●</span>	Yes <span style="color: green;">●</span>	Yes <span style="color: green;">●</span>	30% <span style="color: red;">●</span>	Yes <span style="color: green;">●</span>	90% <span style="color: green;">●</span>	22:1 <span style="color: green;">●</span>
	Ohn Taw Gyi South	2,275	12,582	55%	3%	LWF	16%	Yes <span style="color: green;">●</span>	No <span style="color: red;">●</span>	40 <span style="color: orange;">●</span>	Yes <span style="color: green;">●</span>	Yes <span style="color: green;">●</span>	0% <span style="color: red;">●</span>	Yes <span style="color: green;">●</span>	90% <span style="color: green;">●</span>	35:1 <span style="color: green;">●</span>
Say Tha Mar Gyi	2,690	16,710	54%	3%	DRC	8%	No <span style="color: red;">●</span>	Yes <span style="color: green;">●</span>	80 <span style="color: green;">●</span>	Yes <span style="color: green;">●</span>	Yes <span style="color: green;">●</span>	36% <span style="color: red;">●</span>	Yes <span style="color: green;">●</span>	49% <span style="color: red;">●</span>	22:1 <span style="color: green;">●</span>	
Thae Chaung	2,038	12,977	46%	5%	LWF	11%	Yes <span style="color: green;">●</span>	No <span style="color: red;">●</span>	400 <span style="color: green;">●</span>	Yes <span style="color: green;">●</span>	Yes <span style="color: green;">●</span>	0% <span style="color: red;">●</span>	Yes <span style="color: green;">●</span>	90% <span style="color: green;">●</span>	48:1 <span style="color: orange;">●</span>	
Thet Kae Pyin	1,025	6,978	48%	5%	NRC	17%	Yes <span style="color: green;">●</span>	Yes <span style="color: green;">●</span>	40 <span style="color: orange;">●</span>	Yes <span style="color: green;">●</span>	Yes <span style="color: green;">●</span>	23% <span style="color: red;">●</span>	Yes <span style="color: green;">●</span>	90% <span style="color: green;">●</span>	44:1 <span style="color: orange;">●</span>	



# CCCM Camp Profiles, Central Rakhine, Myanmar

June 2022

Township

All

Camp Name

All

CMA

All

Monitoring Period

2022-Q2



Food



Nutrition



Health



Water, Sanitation & Hygiene

Township	IDP Site	# HHs	# IDPs	CMA	% of households with access to food aid in the previous 3 months	Female participation on Food Management Committee (FMC)	Coverage (in %) of Severe Acute Malnutrition (SAM) program	Coverage (in %) of Moderate Acute Malnutrition (MAM) program	# of days per week of open clinic	# of hours per day of open clinic	# of patients assisted	Presence of medical doctor	# of people per functioning latrine	Liters per person per day (estimate)	% of HHs receiving WASH consumables for last month	Frequency of solid waste disposal
Kyaukpyu	Kyauk Ta Lone	334	1,001	Other	100% <span>●</span>	Yes <span>●</span>	0% <span>●</span>	0% <span>●</span>	0 <span>●</span>	0 <span>●</span>	0	No <span>●</span>	11 <span>●</span>	>15 liters <span>●</span>	100% <span>●</span>	<= weekly <span>●</span>
Kyauktaw	Nidin	97	632	Other	100% <span>●</span>	No <span>●</span>	0% <span>●</span>	0% <span>●</span>	0 <span>●</span>	0 <span>●</span>	0	No <span>●</span>	0 <span>●</span>	>15 liters <span>●</span>	0% <span>●</span>	> 2 weeks <span>●</span>
Myebon	Taung Paw	784	3,548	RI	82% <span>●</span>	Yes <span>●</span>	100% <span>●</span>	100% <span>●</span>	0 <span>●</span>	0 <span>●</span>	0	Yes <span>●</span>	20 <span>●</span>	>15 liters <span>●</span>	0% <span>●</span>	> 2 weeks <span>●</span>
Pauktaw	Ah Nauk Ywe	1,110	5,248	LWF	100% <span>●</span>	Yes <span>●</span>	100% <span>●</span>	100% <span>●</span>	1 <span>●</span>	4 <span>●</span>	200	Yes <span>●</span>	27 <span>●</span>	>15 liters <span>●</span>	100% <span>●</span>	<= weekly <span>●</span>
	Kyein Ni Pyin	1,389	6,864	DRC	100% <span>●</span>	Yes <span>●</span>	100% <span>●</span>	100% <span>●</span>	1 <span>●</span>	4 <span>●</span>	190	Yes <span>●</span>	30 <span>●</span>	>15 liters <span>●</span>	100% <span>●</span>	<= weekly <span>●</span>
	Nget Chaung 1	1,076	5,087	LWF	99% <span>●</span>	Yes <span>●</span>	100% <span>●</span>	100% <span>●</span>	1 <span>●</span>	4 <span>●</span>	250	Yes <span>●</span>	33 <span>●</span>	>15 liters <span>●</span>	100% <span>●</span>	<= weekly <span>●</span>
	Nget Chaung 2	1,064	5,200	LWF	60% <span>●</span>	Yes <span>●</span>	100% <span>●</span>	100% <span>●</span>	1 <span>●</span>	4 <span>●</span>	250	Yes <span>●</span>	31 <span>●</span>	>15 liters <span>●</span>	100% <span>●</span>	<= weekly <span>●</span>
	Sin Tet Maw	811	2,884	DRC	83% <span>●</span>	Yes <span>●</span>	100% <span>●</span>	100% <span>●</span>	5 <span>●</span>	4 <span>●</span>	400	Yes <span>●</span>	8 <span>●</span>	>15 liters <span>●</span>	90% <span>●</span>	1-2 weeks <span>●</span>
Sittwe	Basare	380	2,489	LWF	100% <span>●</span>	Yes <span>●</span>	100% <span>●</span>	100% <span>●</span>	1 <span>●</span>	7 <span>●</span>	94	Yes <span>●</span>	22 <span>●</span>	>15 liters <span>●</span>	0% <span>●</span>	<= weekly <span>●</span>
	Baw Du Pha 1	1,012	5,122	DRC	100% <span>●</span>	Yes <span>●</span>	100% <span>●</span>	100% <span>●</span>	2 <span>●</span>	7 <span>●</span>	1823	Yes <span>●</span>	23 <span>●</span>	>15 liters <span>●</span>	0% <span>●</span>	<= weekly <span>●</span>
	Baw Du Pha 2	1,346	8,747	DRC	100% <span>●</span>	Yes <span>●</span>	100% <span>●</span>	100% <span>●</span>	2 <span>●</span>	7 <span>●</span>	1502	Yes <span>●</span>	36 <span>●</span>	>15 liters <span>●</span>	0% <span>●</span>	<= weekly <span>●</span>
	Dar Pai	1,753	11,717	DRC	100% <span>●</span>	No <span>●</span>	100% <span>●</span>	100% <span>●</span>	1 <span>●</span>	7 <span>●</span>	849	Yes <span>●</span>	26 <span>●</span>	>15 liters <span>●</span>	0% <span>●</span>	<= weekly <span>●</span>
	Khaung Doke Khar 1	386	2,041	LWF	100% <span>●</span>	No <span>●</span>	100% <span>●</span>	100% <span>●</span>	2 <span>●</span>	7 <span>●</span>	1859	Yes <span>●</span>	24 <span>●</span>	>15 liters <span>●</span>	100% <span>●</span>	<= weekly <span>●</span>
	Khaung Doke Khar 2	400	2,262	LWF	91% <span>●</span>	No <span>●</span>	100% <span>●</span>	100% <span>●</span>	2 <span>●</span>	6 <span>●</span>	0	Yes <span>●</span>	25 <span>●</span>	>15 liters <span>●</span>	0% <span>●</span>	<= weekly <span>●</span>
	Maw Ti Ngar	657	3,827	NRC	100% <span>●</span>	Yes <span>●</span>	100% <span>●</span>	100% <span>●</span>	1 <span>●</span>	6 <span>●</span>	0	Yes <span>●</span>	27 <span>●</span>	>15 liters <span>●</span>	100% <span>●</span>	<= weekly <span>●</span>
	Ohn Taw Chay	784	5,315	DRC	78% <span>●</span>	No <span>●</span>	100% <span>●</span>	100% <span>●</span>	1 <span>●</span>	7 <span>●</span>	246	Yes <span>●</span>	32 <span>●</span>	>15 liters <span>●</span>	99% <span>●</span>	<= weekly <span>●</span>
	Ohn Taw Gyi North	2,640	15,909	DRC	67% <span>●</span>	Yes <span>●</span>	100% <span>●</span>	100% <span>●</span>	2 <span>●</span>	7 <span>●</span>	1481	Yes <span>●</span>	25 <span>●</span>	>15 liters <span>●</span>	100% <span>●</span>	<= weekly <span>●</span>
	Ohn Taw Gyi South	2,275	12,582	LWF	100% <span>●</span>	Yes <span>●</span>	100% <span>●</span>	100% <span>●</span>	2 <span>●</span>	7 <span>●</span>	1472	Yes <span>●</span>	18 <span>●</span>	>15 liters <span>●</span>	100% <span>●</span>	1-2 weeks <span>●</span>
Say Tha Mar Gyi	2,690	16,710	DRC	92% <span>●</span>	No <span>●</span>	100% <span>●</span>	100% <span>●</span>	5 <span>●</span>	7 <span>●</span>	799	Yes <span>●</span>	26 <span>●</span>	>15 liters <span>●</span>	85% <span>●</span>	<= weekly <span>●</span>	
Thae Chaung	2,038	12,977	LWF	100% <span>●</span>	No <span>●</span>	100% <span>●</span>	100% <span>●</span>	5 <span>●</span>	7 <span>●</span>	264	Yes <span>●</span>	58 <span>●</span>	>15 liters <span>●</span>	0% <span>●</span>	<= weekly <span>●</span>	
Thet Kae Pyin	1,025	6,978	NRC	80% <span>●</span>	Yes <span>●</span>	100% <span>●</span>	100% <span>●</span>	7 <span>●</span>	24 <span>●</span>	5873	Yes <span>●</span>	26 <span>●</span>	>15 liters <span>●</span>	99% <span>●</span>	<= weekly <span>●</span>	