

# CCCM Camp Profiles, Central Rakhine, Myanmar

June 2020

Township

Multiple selec... ▾

Camp Name

All ▾

CMA

All ▾

Monitoring Period

Q2 (Apr-Jun 2... ▾



# Individuals

124,249

# Households

23,292

Children

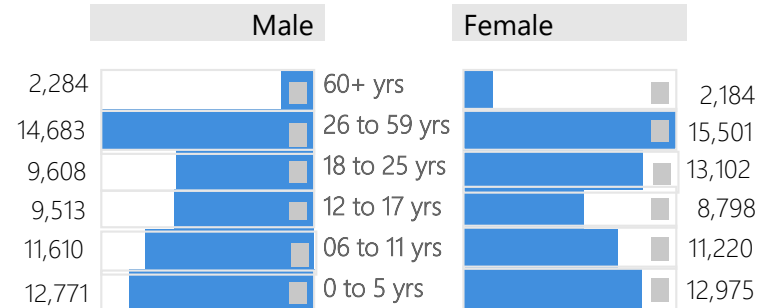
53%

Elderly

4%

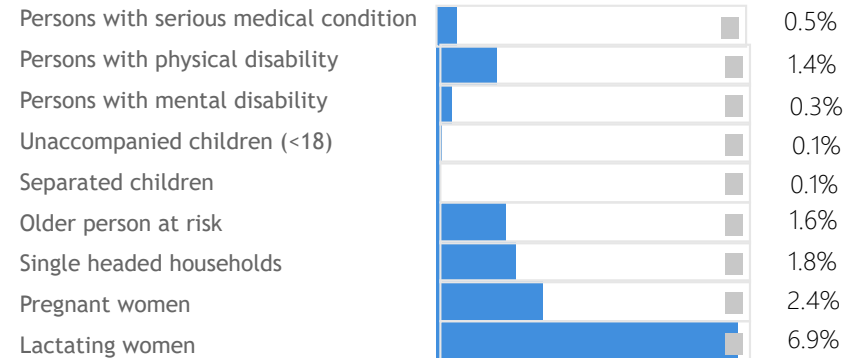
51% of IDPs are female

## Age and sex breakdown



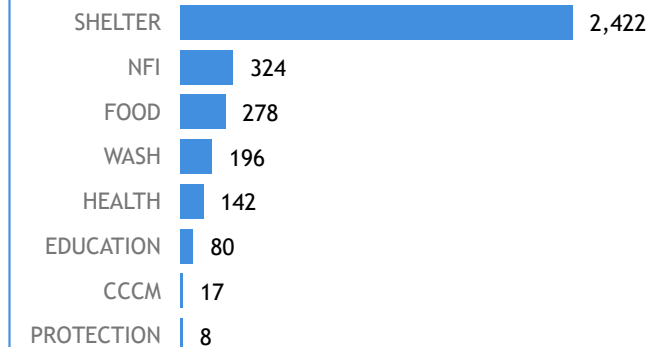
15% of individuals have been identified with a vulnerability

## Persons with Specific Needs



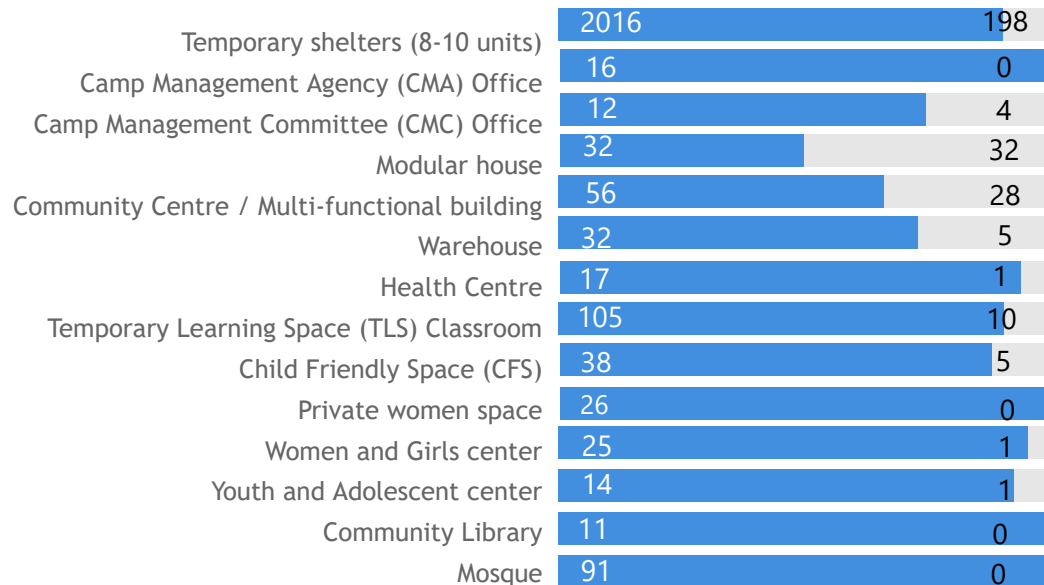
total number of complaints: 3,467

## # of complaints from IDPs by Sector

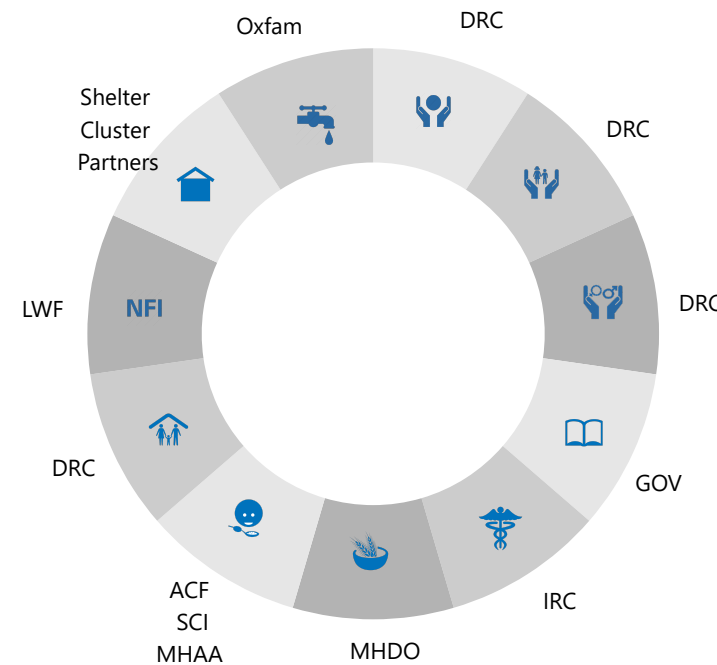


## Status of community structures

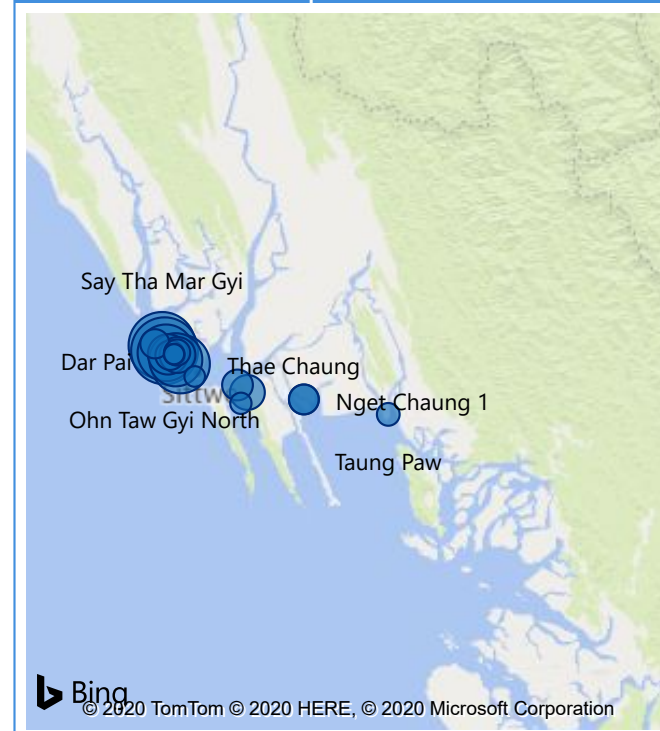
● # functional ● # non-functional



## Overview of CMA service provision by Cluster/Sector



## Camp location



# CCCM Camp Profiles, Central Rakhine, Myanmar

June 2020

Township

Multiple selec... ▾

Camp Name

All ▾

CMA

All ▾

Monitoring Period

Q2 (Apr-Jun 2... ▾



Township	IDP Site	# HHs	# IDPs	% Children	% Elderly	CMA	Camp Coordination & Camp Management			Shelter			NFI	
							Average camp area per person (in square meters)	# of committees / community groups receiving trainings	Average # of recreational activities (past 3 mths)	% of shelter units with 6 persons or less	% of temporary shelters reconstructed or repaired within last 2 yrs	# of months since last NFI distribution		
Myebon	Taung Paw	716	2,920	51%	5%	RI	15	6	4	95%	0%	17		
Pauktaw	Ah Nauk Ywe	1,115	5,025	58%	2%	LWF	24	3	3	72%	37%	24		
	Kyein Ni Pyin	1,309	6,091	57%	3%	DRC	31	3	4	82%	0%	31		
	Nget Chaung 1	1,025	4,786	60%	3%	LWF	39	3	3	64%	0%	24		
	Nget Chaung 2	982	4,759	57%	4%	LWF	18	3	3	58%	58%	24		
	Sin Tet Maw	682	2,538	43%	5%	DRC	21	3	3	94%	6%	7		
Sittwe	Basare	381	2,369	51%	4%	LWF	37	3	3	46%	17%	6		
	Baw Du Pha 1	1,008	4,697	47%	3%	DRC	20	5	3	88%	41%	19		
	Baw Du Pha 2	1,333	7,531	53%	4%	DRC	14	6	4	69%	98%	17		
	Dar Pai	1,850	10,892	52%	3%	DRC	14	4	4	64%	100%	12		
	Khaung Doke Khar 1	392	2,400	54%	4%	LWF	19	3	3	47%	88%	5		
	Khaung Doke Khar 2	400	2,234	52%	4%	LWF	24	3	3	56%	84%	6		
	Maw Ti Ngar	657	3,812	50%	5%	NRC	26	0	0	69%	98%	7		
	Ohn Taw Chay	777	4,611	60%	2%	DRC	16	6	3	62%	43%	24		
	Ohn Taw Gyi North	2,647	14,499	56%	4%	DRC	23	4	4	89%	28%	11		
	Ohn Taw Gyi South	2,260	11,810	55%	2%	LWF	19	3	3	65%	23%	6		
Say Tha Mar Gyi	2,678	14,526	56%	3%	DRC	12	5	4	75%	55%	20			
Thae Chaung	2,062	12,380	51%	4%	LWF	7	3	3	48%	0%	5			
Thet Kae Pyin	1,018	6,369	51%	4%	NRC	24	0	0	59%	24%	7			

# CCCM Camp Profiles, Central Rakhine, Myanmar

June 2020

Township

Multiple selec... ▾

Camp Name

All ▾

CMA

All ▾

Monitoring Period

Q2 (Apr-Jun 2... ▾



Protection



Child Protection



GBV



Education

Township	IDP Site	# HHs	# IDPs	% Childern	% Elderly	CMA	Vulnerability (in %)	Presence of a complaints & feedback mechanisms	.	# of children in need benefitting from PSS through CFS activities & adolescent programming	.	Presence of an on-site child protection service provider	.	Presence of an on-site GBV service provider	.	% of HHs reached by outreach workers	.	% of children in TLS who attend more than 75% of school days per month	.	Student-volunteer teacher ratio	.
Myebon	Taung Paw	716	2,920	51%	5%	RI	9%	Gap	●	80	●	Yes	●	Yes	●	80%	●	0%	●	0:1	●
Pauktaw	Ah Nauk Ywe	1,115	5,025	58%	2%	LWF	16%	Yes	●	965	●	Yes	●	Yes	●	12%	●	100%	●	31:1	●
	Kyein Ni Pyin	1,309	6,091	57%	3%	DRC	22%	Yes	●	423	●	Yes	●	Yes	●	18%	●	100%	●	35:1	●
	Nget Chaung 1	1,025	4,786	60%	3%	LWF	26%	Yes	●	340	●	Yes	●	Yes	●	85%	●	100%	●	29:1	●
	Nget Chaung 2	982	4,759	57%	4%	LWF	21%	Yes	●	400	●	Yes	●	Yes	●	85%	●	100%	●	27:1	●
	Sin Tet Maw	682	2,538	43%	5%	DRC	28%	Yes	●	472	●	Yes	●	Yes	●	34%	●	100%	●	36:1	●
Sittwe	Basare	381	2,369	51%	4%	LWF	17%	Yes	●	830	●	Yes	●	Yes	●	0%	●	100%	●	40:1	●
	Baw Du Pha 1	1,008	4,697	47%	3%	DRC	10%	Yes	●	335	●	Yes	●	Yes	●	0%	●	100%	●	33:1	●
	Baw Du Pha 2	1,333	7,531	53%	4%	DRC	9%	Yes	●	247	●	Yes	●	Yes	●	15%	●	100%	●	31:1	●
	Dar Pai	1,850	10,892	52%	3%	DRC	9%	Yes	●	272	●	Yes	●	Yes	●	0%	●	100%	●	26:1	●
	Khaung Doke Khar 1	392	2,400	54%	4%	LWF	16%	Yes	●	233	●	Yes	●	Yes	●	85%	●	100%	●	19:1	●
	Khaung Doke Khar 2	400	2,234	52%	4%	LWF	14%	Yes	●	252	●	Yes	●	Yes	●	0%	●	100%	●	37:1	●
	Maw Ti Ngar	657	3,812	50%	5%	NRC	14%	Yes	●	0	●	Yes	●	Yes	●	0%	●	100%	●	63:1	●
	Ohn Taw Chay	777	4,611	60%	2%	DRC	12%	Yes	●	605	●	Yes	●	Yes	●	25%	●	100%	●	72:1	●
	Ohn Taw Gyi North	2,647	14,499	56%	4%	DRC	13%	Yes	●	542	●	Yes	●	Yes	●	9%	●	100%	●	23:1	●
	Ohn Taw Gyi South	2,260	11,810	55%	2%	LWF	17%	Yes	●	405	●	Yes	●	Yes	●	85%	●	100%	●	23:1	●
	Say Tha Mar Gyi	2,678	14,526	56%	3%	DRC	9%	Yes	●	1241	●	Yes	●	Yes	●	0%	●	100%	●	33:1	●
Thae Chaung	2,062	12,380	51%	4%	LWF	10%	Yes	●	129	●	Yes	●	Yes	●	85%	●	100%	●	33:1	●	
Thet Kae Pyin	1,018	6,369	51%	4%	NRC	15%	Yes	●	924	●	Yes	●	Yes	●	0%	●	100%	●	42:1	●	

# CCCM Camp Profiles, Central Rakhine, Myanmar

June 2020

Township

Multiple selec... ▾

Camp Name

All ▾

CMA

All ▾

Monitoring Period

Q2 (Apr-Jun 2... ▾



Food		Nutrition		Health		Water, Sanitation & Hygiene					
------	--	-----------	--	--------	--	-----------------------------	--	--	--	--	--

Township	IDP Site	# HHS	# IDPs	CMA	% of households with access to food aid in the previous 3 months	Female participation on Food Management Committee (FMC)	Coverage (in %) of Severe Acute Malnutrition (SAM) program	Coverage (in %) of Moderate Acute Malnutrition (MAM) program	Health services available on-site or within walking distance	24/7 ambulance services available at site	# of people per functioning latrine	Liters per person per day (estimate)	% of HHS receiving WASH consumables for last month	Frequency of solid waste disposal
Myebon	Taung Paw	716	2,920	RI	90% <span>●</span>	Sometimes <span>●</span>	100% <span>●</span>	0% <span>●</span>	Yes <span>●</span>	Yes <span>●</span>	2920 <span>●</span>	>7.5 < 15 liters <span>●</span>	100% <span>●</span>	<= weekly <span>●</span>
Pauktaw	Ah Nauk Ywe	1,115	5,025	LWF	94% <span>●</span>	No <span>●</span>	100% <span>●</span>	100% <span>●</span>	Yes <span>●</span>	No <span>●</span>	33 <span>●</span>	>7.5 < 15 liters <span>●</span>	100% <span>●</span>	<= weekly <span>●</span>
	Kyein Ni Pyin	1,309	6,091	DRC	71% <span>●</span>	No <span>●</span>	100% <span>●</span>	100% <span>●</span>	Yes <span>●</span>	No <span>●</span>	26 <span>●</span>	>7.5 < 15 liters <span>●</span>	100% <span>●</span>	<= weekly <span>●</span>
	Nget Chaung 1	1,025	4,786	LWF	72% <span>●</span>	No <span>●</span>	100% <span>●</span>	100% <span>●</span>	Yes <span>●</span>	No <span>●</span>	39 <span>●</span>	>7.5 < 15 liters <span>●</span>	100% <span>●</span>	<= weekly <span>●</span>
	Nget Chaung 2	982	4,759	LWF	65% <span>●</span>	No <span>●</span>	100% <span>●</span>	100% <span>●</span>	Yes <span>●</span>	No <span>●</span>	34 <span>●</span>	<7.5 liters <span>●</span>	100% <span>●</span>	<= weekly <span>●</span>
	Sin Tet Maw	682	2,538	DRC	99% <span>●</span>	No <span>●</span>	100% <span>●</span>	100% <span>●</span>	Yes <span>●</span>	No <span>●</span>	8 <span>●</span>	>15 liters <span>●</span>	100% <span>●</span>	<= weekly <span>●</span>
Sittwe	Basare	381	2,369	LWF	94% <span>●</span>	No <span>●</span>	100% <span>●</span>	100% <span>●</span>	Yes <span>●</span>	Yes <span>●</span>	23 <span>●</span>	>15 liters <span>●</span>	100% <span>●</span>	<= weekly <span>●</span>
	Baw Du Pha 1	1,008	4,697	DRC	88% <span>●</span>	No <span>●</span>	100% <span>●</span>	100% <span>●</span>	Yes <span>●</span>	Yes <span>●</span>	20 <span>●</span>	>15 liters <span>●</span>	100% <span>●</span>	<= weekly <span>●</span>
	Baw Du Pha 2	1,333	7,531	DRC	100% <span>●</span>	No <span>●</span>	100% <span>●</span>	100% <span>●</span>	Yes <span>●</span>	Yes <span>●</span>	29 <span>●</span>	>15 liters <span>●</span>	100% <span>●</span>	<= weekly <span>●</span>
	Dar Pai	1,850	10,892	DRC	84% <span>●</span>	No <span>●</span>	100% <span>●</span>	100% <span>●</span>	Yes <span>●</span>	Yes <span>●</span>	25 <span>●</span>	>15 liters <span>●</span>	100% <span>●</span>	<= weekly <span>●</span>
	Khaung Doke Khar 1	392	2,400	LWF	98% <span>●</span>	No <span>●</span>	100% <span>●</span>	100% <span>●</span>	Yes <span>●</span>	Yes <span>●</span>	22 <span>●</span>	>15 liters <span>●</span>	100% <span>●</span>	<= weekly <span>●</span>
	Khaung Doke Khar 2	400	2,234	LWF	72% <span>●</span>	No <span>●</span>	100% <span>●</span>	100% <span>●</span>	Yes <span>●</span>	Yes <span>●</span>	22 <span>●</span>	>15 liters <span>●</span>	100% <span>●</span>	<= weekly <span>●</span>
	Maw Ti Ngar	657	3,812	NRC	89% <span>●</span>	No <span>●</span>	100% <span>●</span>	100% <span>●</span>	Yes <span>●</span>	Yes <span>●</span>	20 <span>●</span>	>15 liters <span>●</span>	100% <span>●</span>	<= weekly <span>●</span>
	Ohn Taw Chay	777	4,611	DRC	63% <span>●</span>	No <span>●</span>	100% <span>●</span>	100% <span>●</span>	Yes <span>●</span>	Yes <span>●</span>	25 <span>●</span>	>15 liters <span>●</span>	100% <span>●</span>	<= weekly <span>●</span>
	Ohn Taw Gyi North	2,647	14,499	DRC	78% <span>●</span>	No <span>●</span>	100% <span>●</span>	100% <span>●</span>	Yes <span>●</span>	Yes <span>●</span>	25 <span>●</span>	>15 liters <span>●</span>	100% <span>●</span>	<= weekly <span>●</span>
	Ohn Taw Gyi South	2,260	11,810	LWF	36% <span>●</span>	No <span>●</span>	100% <span>●</span>	100% <span>●</span>	Yes <span>●</span>	Yes <span>●</span>	16 <span>●</span>	>15 liters <span>●</span>	100% <span>●</span>	<= weekly <span>●</span>
Say Tha Mar Gyi	2,678	14,526	DRC	92% <span>●</span>	No <span>●</span>	100% <span>●</span>	100% <span>●</span>	Yes <span>●</span>	Yes <span>●</span>	29 <span>●</span>	>15 liters <span>●</span>	100% <span>●</span>	<= weekly <span>●</span>	
Thae Chaung	2,062	12,380	LWF	100% <span>●</span>	No <span>●</span>	100% <span>●</span>	100% <span>●</span>	Yes <span>●</span>	Yes <span>●</span>	34 <span>●</span>	>15 liters <span>●</span>	90% <span>●</span>	<= weekly <span>●</span>	
Thet Kae Pyin	1,018	6,369	NRC	100% <span>●</span>	No <span>●</span>	100% <span>●</span>	100% <span>●</span>	Yes <span>●</span>	Yes <span>●</span>	26 <span>●</span>	>15 liters <span>●</span>	100% <span>●</span>	<= weekly <span>●</span>	