

CCCM Camp Profiles, Central Rakhine, Myanmar

March 2021

Township

All

Camp Name

All

CMA

All

Monitoring Period

Q1 (Jan-Mar ...)



Individuals

128,492

Households

23,749

Children

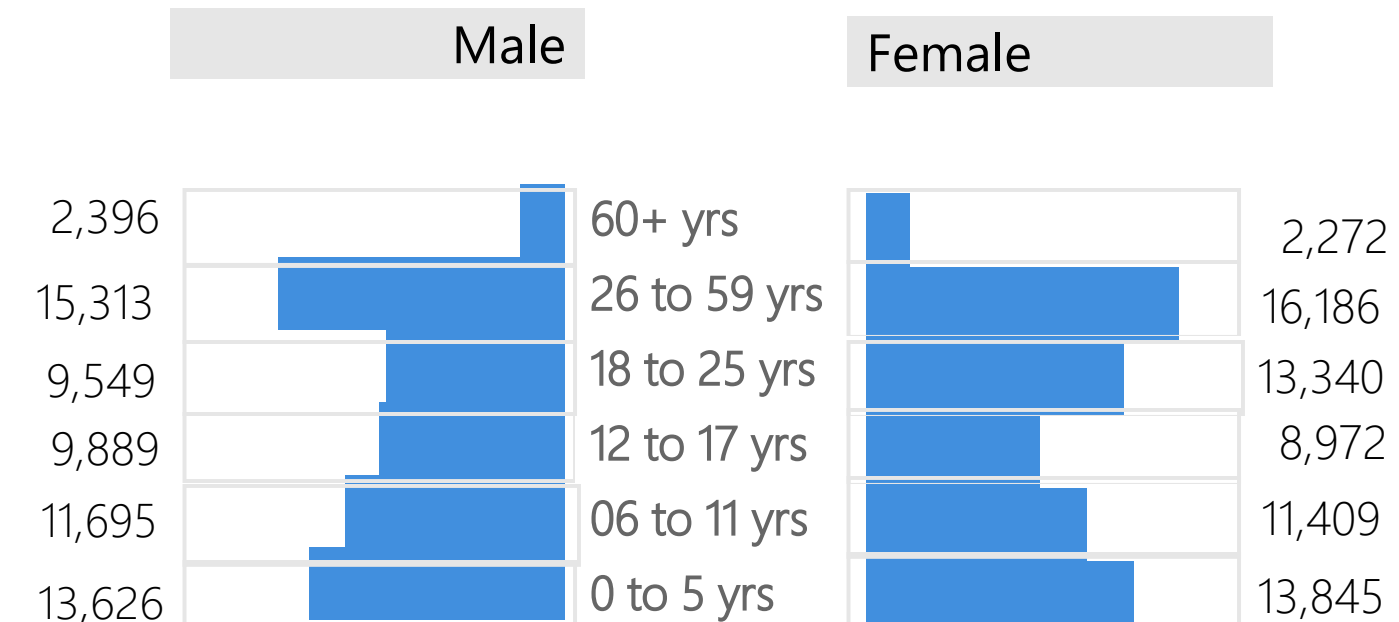
50%

Elderly

4%

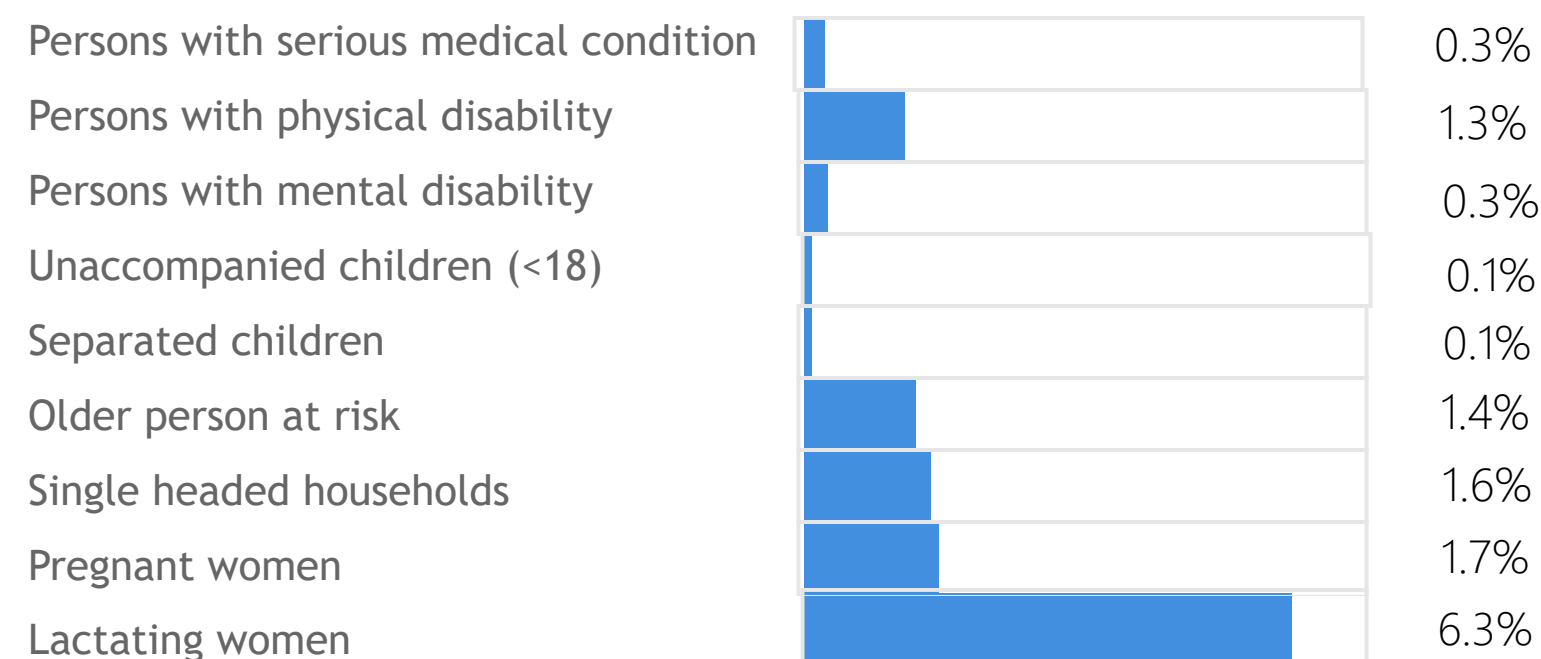
51% of IDPs are female

Age and sex breakdown



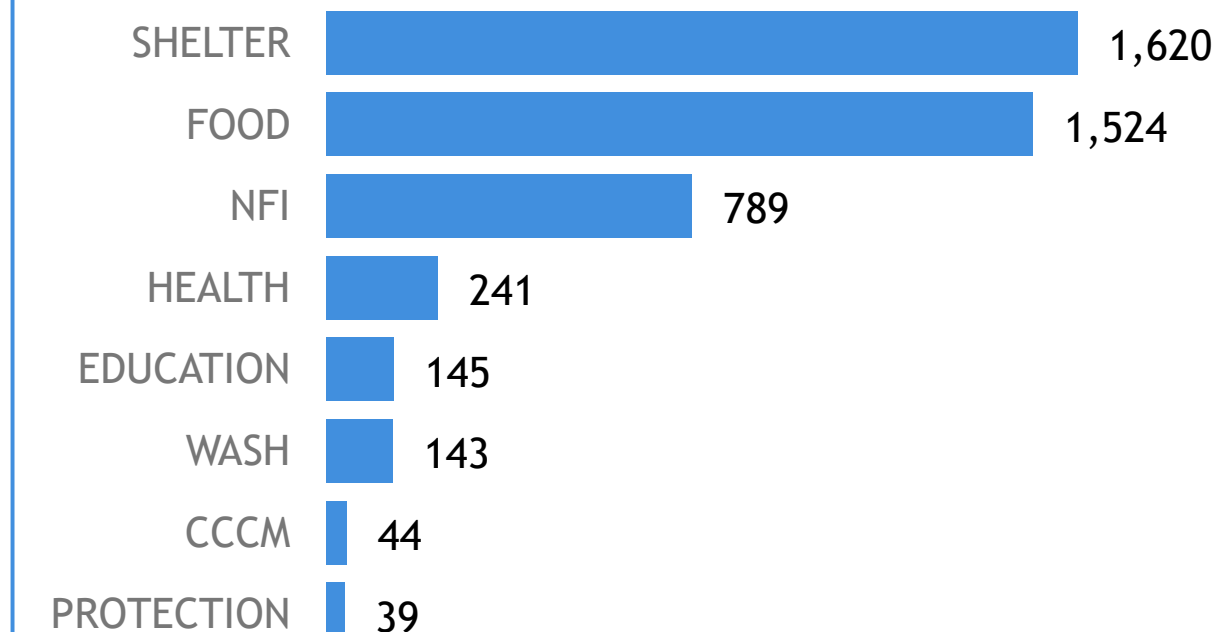
13% of individuals have been identified with a vulnerability

Persons with Specific Needs



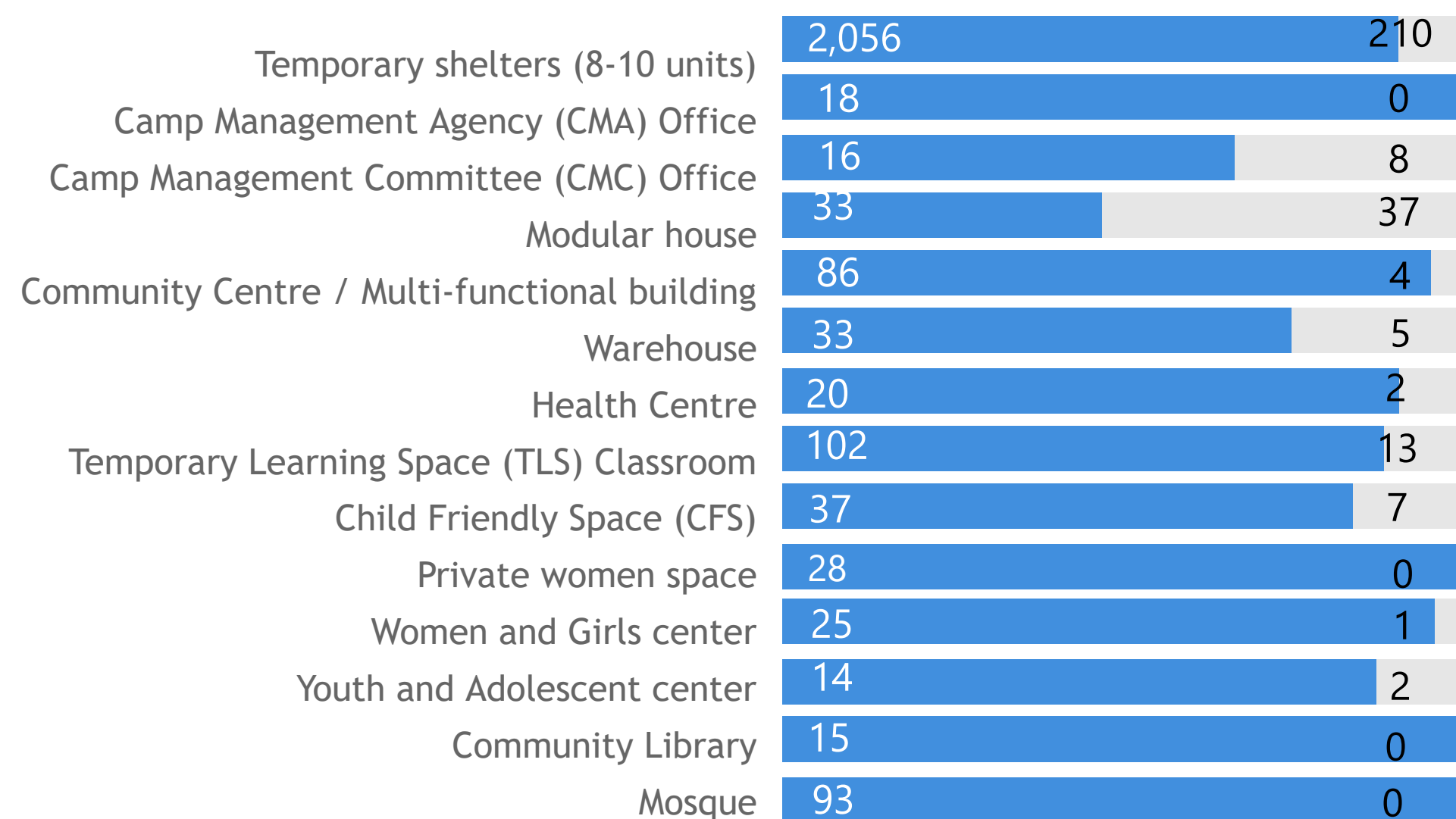
total number of complaints: 4,545

of complaints from IDPs by Sector

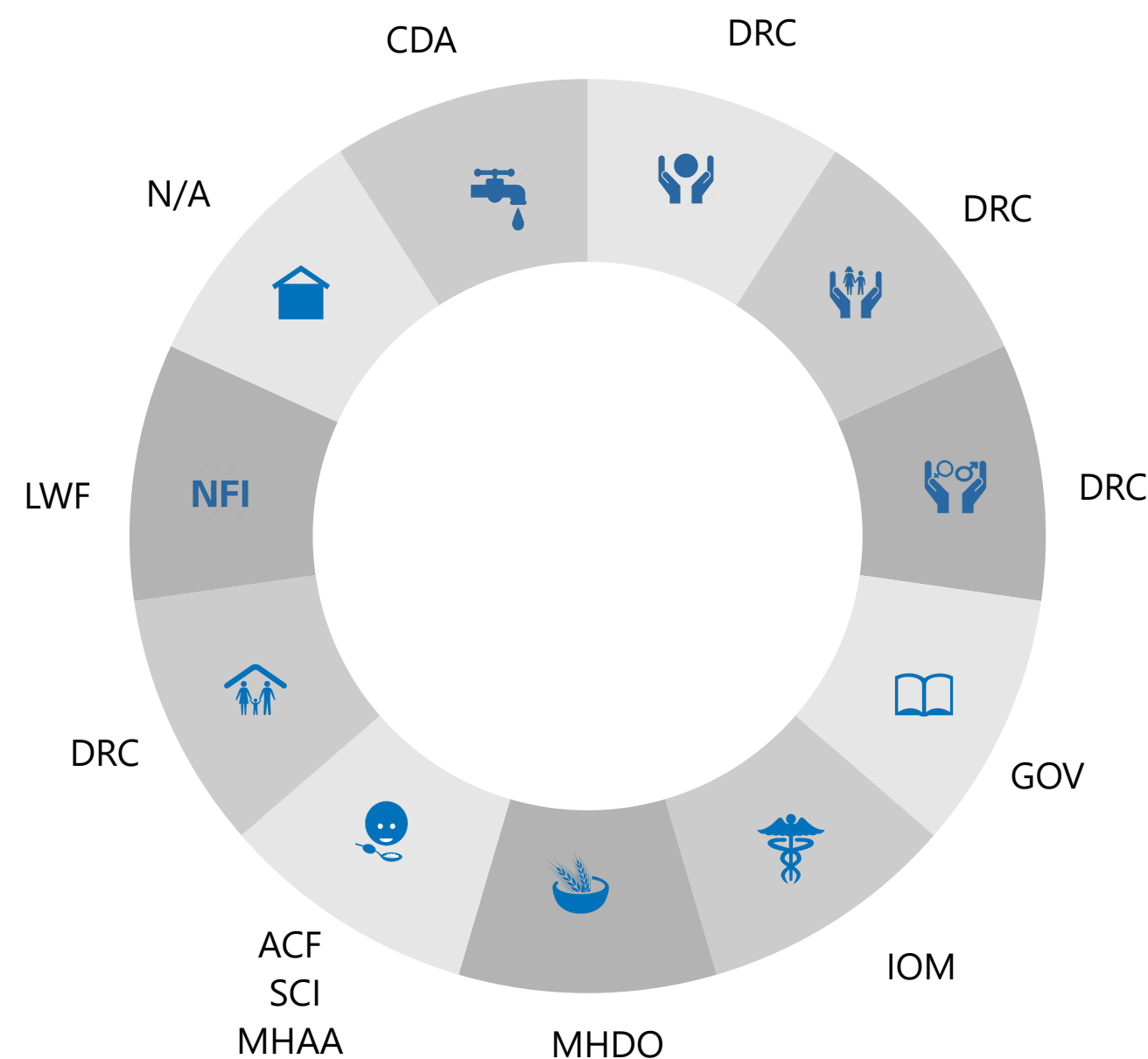


Status of community structures

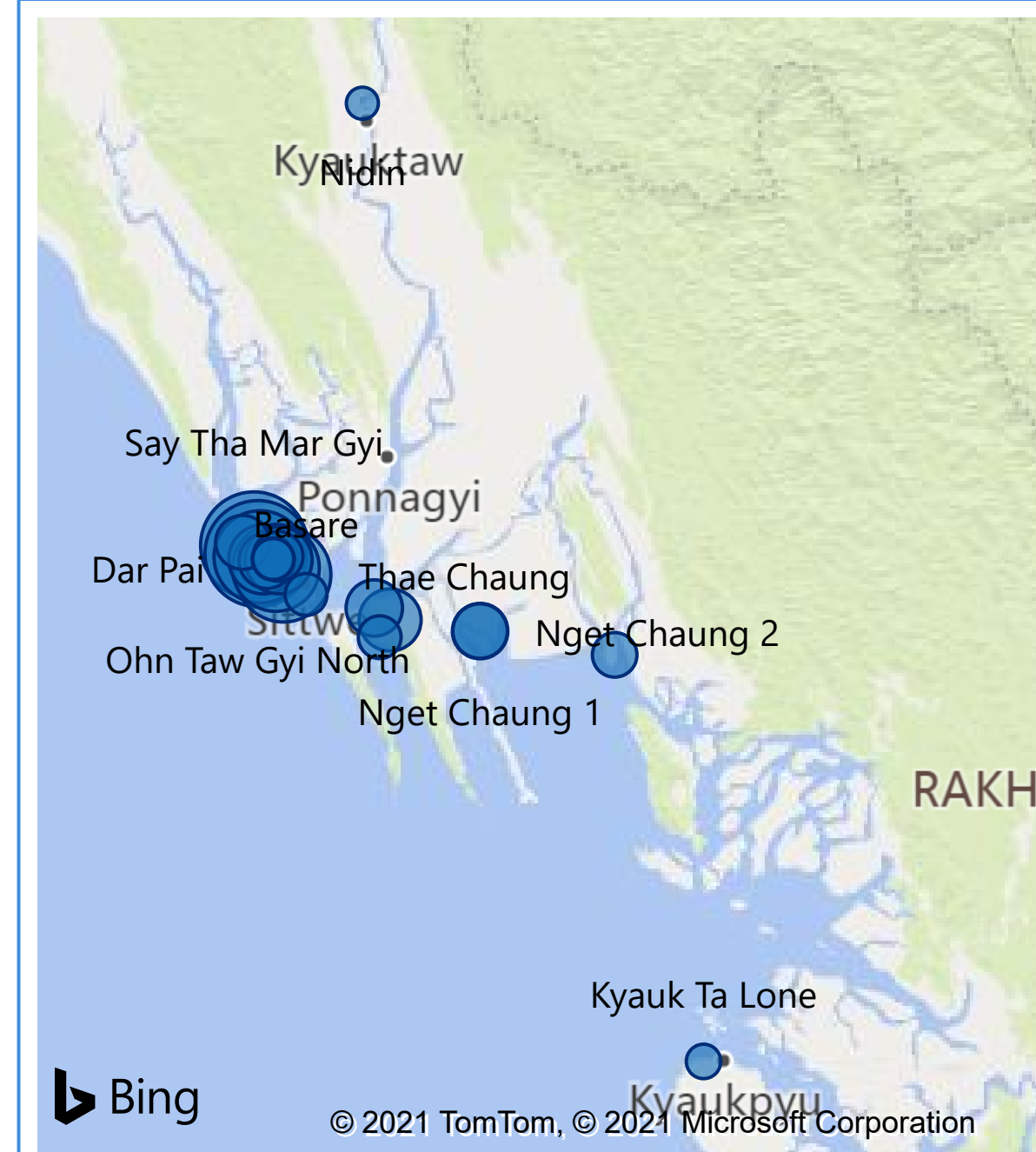
● # functional ● # non-functional



Overview of CMA service provision by Cluster/Sector



Camp location



CCCM Camp Profiles, Central Rakhine, Myanmar

March 2021

Township

All

Camp Name

All

CMA

All

Monitoring Period

Q1 (Jan-Mar ...)



 Camp Coordination & Camp Management						 Shelter						NFI Non-food Item	
---	--	--	--	--	--	-------------	--	--	--	--	--	----------------------	--

Township	IDP Site	# HHs	# IDPs	% Children	% Elderly	CMA	Average camp area per person (in square meters)	# of committees / community groups receiving trainings	Average # of recreational activities (past 3 mths)	% of shelter units with 6 persons or less	% of temporary shelters reconstructed or repaired within last 2 yrs	# of months since last NFI distribution
Kyaukpyu	Kyauk Ta Lone	334	1,001	36%	9%	Other	30	0	0	100%	10%	4
Kyauktaw	Nidin	85	546	0%	0%	Other	59	0	0	100%	0%	13
Myebon	Taung Paw	716	2,920	51%	5%	RI	15	6	4	95%	0%	23
Pauktaw	Ah Nauk Ywe	1,115	5,164	58%	2%	LWF	24	5	0	74%	63%	1
	Kyein Ni Pyin	1,309	6,239	59%	3%	DRC	31	3	0	82%	0%	40
	Nget Chaung 1	1,059	4,970	59%	4%	LWF	39	5	0	61%	0%	1
	Nget Chaung 2	982	4,812	58%	4%	LWF	18	5	0	57%	47%	4
	Sin Tet Maw	682	2,578	46%	5%	DRC	21	3	0	94%	46%	16
Sittwe	Basare	380	2,424	51%	4%	LWF	37	5	0	43%	23%	15
	Baw Du Pha 1	1,012	5,033	49%	4%	DRC	20	3	0	82%	0%	4
	Baw Du Pha 2	1,333	7,623	54%	4%	DRC	14	3	0	69%	10%	26
	Dar Pai	1,850	10,962	53%	3%	DRC	14	4	0	64%	0%	21
	Khaung Doke Khar 1	392	2,443	55%	4%	LWF	19	5	1	45%	26%	14
	Khaung Doke Khar 2	400	2,242	49%	5%	LWF	24	5	0	57%	52%	15
	Maw Ti Ngar	657	3,905	50%	5%	NRC	26	6	0	45%	98%	16
	Ohn Taw Chay	777	4,699	61%	2%	DRC	14	3	0	62%	27%	3
	Ohn Taw Gyi North	2,647	14,596	56%	4%	DRC	23	3	0	89%	29%	20
	Ohn Taw Gyi South	2,260	11,955	56%	2%	LWF	19	5	1	63%	20%	15
	Say Tha Mar Gyi	2,678	14,713	56%	3%	DRC	12	3	0	77%	52%	3
	Thae Chaung	2,062	12,491	51%	4%	LWF	7	5	0	47%	0%	14
	Thet Kae Pyin	1,019	7,176	51%	5%	NRC	22	6	0	65%	42%	16

CCCM Camp Profiles, Central Rakhine, Myanmar

March 2021

Township

All

Camp Name

All

CMA

All

Monitoring Period

Q1 (Jan-Mar ...)



Protection

Child Protection

GBV

Education

Township	IDP Site	# HHs	# IDPs	% Childern	% Elderly	CMA	Vulnerability (in %)	Presence of a complaints & feedback mechanisms	.	# of children in need benefitting from PSS through CFS activities & adolescent programming	.	Presence of an on-site child protection service provider	.	Presence of an on-site GBV service provider	.	% of HHs reached by outreach workers	.	% of children in TLS who attend more than 75% of school days per month	.	Student-volunteer teacher ratio	.
Kyaukpyu	Kyauk Ta Lone	334	1,001	36%	9%	Other	1%	No	●	0	●	No	●	No	●	0%	●	0%	●	0:1	●
Kyauktaw	Nidin	85	546	0%	0%	Other	7%	No	●	0	●	Yes	●	Yes	●	0%	●	0%	●	0:1	●
Myebon	Taung Paw	716	2,920	51%	5%	RI	13%	Yes	●	536	●	Yes	●	Yes	●	13%	●	0%	●	0:1	●
Pauktaw	Ah Nauk Ywe	1,115	5,164	58%	2%	LWF	18%	Yes	●	67	●	Yes	●	Yes	●	11%	●	0%	●	0:1	●
	Kyein Ni Pyin	1,309	6,239	59%	3%	DRC	19%	Yes	●	79	●	Yes	●	Yes	●	5%	●	58%	●	46:1	●
	Nget Chaung 1	1,059	4,970	59%	4%	LWF	25%	Yes	●	66	●	Yes	●	Yes	●	0%	●	0%	●	0:1	●
	Nget Chaung 2	982	4,812	58%	4%	LWF	23%	Yes	●	76	●	Yes	●	Yes	●	0%	●	0%	●	0:1	●
	Sin Tet Maw	682	2,578	46%	5%	DRC	30%	Yes	●	99	●	Yes	●	Yes	●	16%	●	84%	●	39:1	●
Sittwe	Basare	380	2,424	51%	4%	LWF	18%	Yes	●	296	●	Yes	●	Yes	●	15%	●	80%	●	39:1	●
	Baw Du Pha 1	1,012	5,033	49%	4%	DRC	8%	Yes	●	235	●	Yes	●	No	●	0%	●	82%	●	40:1	●
	Baw Du Pha 2	1,333	7,623	54%	4%	DRC	8%	Yes	●	198	●	Yes	●	Yes	●	13%	●	84%	●	28:1	●
	Dar Pai	1,850	10,962	53%	3%	DRC	9%	Yes	●	157	●	Yes	●	Yes	●	3%	●	0%	●	0:1	●
	Khaung Doke Khar 1	392	2,443	55%	4%	LWF	14%	Yes	●	196	●	Yes	●	No	●	0%	●	0%	●	0:1	●
	Khaung Doke Khar 2	400	2,242	49%	5%	LWF	16%	Yes	●	201	●	Yes	●	Yes	●	32%	●	81%	●	55:1	●
	Maw Ti Ngar	657	3,905	50%	5%	NRC	16%	Yes	●	0	●	No	●	Yes	●	10%	●	34%	●	71:1	●
	Ohn Taw Chay	777	4,699	61%	2%	DRC	11%	Yes	●	0	●	Yes	●	Yes	●	21%	●	86%	●	60:1	●
	Ohn Taw Gyi North	2,647	14,596	56%	4%	DRC	12%	Yes	●	190	●	Yes	●	Yes	●	8%	●	0%	●	0:1	●
	Ohn Taw Gyi South	2,260	11,955	56%	2%	LWF	15%	Yes	●	197	●	Yes	●	No	●	0%	●	0%	●	0:1	●
	Say Tha Mar Gyi	2,678	14,713	56%	3%	DRC	7%	Yes	●	271	●	Yes	●	Yes	●	3%	●	88%	●	38:1	●
	Thae Chaung	2,062	12,491	51%	4%	LWF	9%	Yes	●	0	●	No	●	No	●	0%	●	0%	●	0:1	●
	Thet Kae Pyin	1,019	7,176	51%	5%	NRC	15%	Yes	●	358	●	Yes	●	Yes	●	11%	●	56%	●	48:1	●

CCCM Camp Profiles, Central Rakhine, Myanmar

March 2021

Township

All

Camp Name

All

CMA

All

Monitoring Period

Q1 (Jan-Mar ...)



Food



Nutrition



Health



Water, Sanitation & Hygiene

Township	IDP Site	# HHs	# IDPs	CMA	% of households with access to food aid in the previous 3 months	Female participation on Food Management Committee (FMC)	Coverage (in %) of Severe Acute Malnutrition (SAM) program	Coverage (in %) of Moderate Acute Malnutrition (MAM) program	Health services available on-site or within walking distance	24/7 ambulance services available at site	# of people per functioning latrine	Liters per person per day (estimate)	% of HHs receiving WASH consumables for last month	Frequency of solid waste disposal
Kyaukpyu	Kyauk Ta Lone	334	1,001	Other	100% ●	Yes ●	100% ●	100% ●	Yes ●	Yes ●	11 ●	>7.5 < 15 liters ●	100% ●	> 2 weeks ●
Kyauktaw	Nidin	85	546	Other	100% ●	Yes ●	100% ●	100% ●	Yes ●	Yes ●	25 ●	>7.5 < 15 liters ●	0% ●	> 2 weeks ●
Myebon	Taung Paw	716	2,920	RI	90% ●	Yes ●	100% ●	0% ●	Yes ●	No ●	20 ●	>15 liters ●	0% ●	> 2 weeks ●
Pauktaw	Ah Nauk Ywe	1,115	5,164	LWF	95% ●	Yes ●	100% ●	0% ●	Yes ●	No ●	29 ●	>7.5 < 15 liters ●	100% ●	1-2 weeks ●
	Kyein Ni Pyin	1,309	6,239	DRC	71% ●	Yes ●	100% ●	0% ●	Yes ●	No ●	30 ●	>7.5 < 15 liters ●	100% ●	1-2 weeks ●
	Nget Chaung 1	1,059	4,970	LWF	69% ●	Yes ●	100% ●	0% ●	Yes ●	No ●	38 ●	>7.5 < 15 liters ●	100% ●	1-2 weeks ●
	Nget Chaung 2	982	4,812	LWF	65% ●	Yes ●	100% ●	0% ●	Yes ●	No ●	45 ●	>7.5 < 15 liters ●	100% ●	1-2 weeks ●
	Sin Tet Maw	682	2,578	DRC	98% ●	Yes ●	100% ●	0% ●	Yes ●	No ●	7 ●	>15 liters ●	100% ●	<= weekly ●
Sittwe	Basare	380	2,424	LWF	100% ●	No ●	100% ●	100% ●	Yes ●	Yes ●	23 ●	>15 liters ●	99% ●	<= weekly ●
	Baw Du Pha 1	1,012	5,033	DRC	96% ●	Yes ●	100% ●	0% ●	Yes ●	Yes ●	21 ●	>15 liters ●	99% ●	<= weekly ●
	Baw Du Pha 2	1,333	7,623	DRC	100% ●	Yes ●	100% ●	0% ●	Yes ●	Yes ●	26 ●	>15 liters ●	100% ●	<= weekly ●
	Dar Pai	1,850	10,962	DRC	100% ●	No ●	100% ●	100% ●	Yes ●	Yes ●	21 ●	>15 liters ●	100% ●	<= weekly ●
	Khaung Doke Khar 1	392	2,443	LWF	99% ●	No ●	0% ●	0% ●	Yes ●	Yes ●	26 ●	>15 liters ●	100% ●	<= weekly ●
	Khaung Doke Khar 2	400	2,242	LWF	73% ●	No ●	0% ●	0% ●	Yes ●	Yes ●	22 ●	>15 liters ●	100% ●	<= weekly ●
	Maw Ti Ngar	657	3,905	NRC	88% ●	Yes ●	100% ●	0% ●	Yes ●	Yes ●	17 ●	>15 liters ●	100% ●	<= weekly ●
	Ohn Taw Chay	777	4,699	DRC	63% ●	No ●	100% ●	0% ●	Yes ●	Yes ●	29 ●	>15 liters ●	97% ●	<= weekly ●
	Ohn Taw Gyi North	2,647	14,596	DRC	41% ●	No ●	100% ●	0% ●	Yes ●	Yes ●	25 ●	>15 liters ●	100% ●	<= weekly ●
	Ohn Taw Gyi South	2,260	11,955	LWF	83% ●	No ●	100% ●	0% ●	Yes ●	Yes ●	15 ●	>15 liters ●	100% ●	<= weekly ●
Say Tha Mar Gyi	2,678	14,713	DRC	95% ●	No ●	100% ●	0% ●	Yes ●	Yes ●	30 ●	>15 liters ●	100% ●	<= weekly ●	
Thae Chaung	2,062	12,491	LWF	100% ●	No ●	100% ●	100% ●	Yes ●	Yes ●	53 ●	>15 liters ●	100% ●	<= weekly ●	
Thet Kae Pyin	1,019	7,176	NRC	100% ●	Yes ●	100% ●	0% ●	Yes ●	Yes ●	29 ●	>15 liters ●	100% ●	<= weekly ●	