

MYANMAR

HUMANITARIAN NEEDS AND RESPONSE PLAN 2025

QUARTER ONE DASHBOARD (JAN - MAR 2025)

OVERVIEW

The humanitarian situation in Myanmar continued to deteriorate throughout the first quarter of 2025. Over 3.2 million people have been newly displaced since the military takeover in 2021, with total displacement surpassing 3.5 million nationwide as of March 2025. The 7.7 magnitude earthquake that struck on 28 March 2025 further exacerbated pre-existing humanitarian needs in states and regions already affected by conflict, displacement, and economic hardship.

Fighting was reported in most parts of the country. The Northwest remains the epicentre of displacement, hosting nearly half of the country's displaced population. The Southeast also saw intense violence, with airstrikes, shelling, and ground fighting leading to new displacement and damage to civilian infrastructure. In Rakhine, conflict between the Myanmar Armed Forces and Arakan Army resulted in the displacement (new and existing) of more than 454,000 people by the end of March 2025. In the Northeast, civilians faced daily threats from airstrikes, landmines, and

shelling. Protection risks—including arbitrary arrests, forced recruitment, and movement restrictions—further deepened humanitarian needs.

Humanitarian actors struggled to maintain operations in several areas due to active hostilities, road blockages, telecommunications blackouts, and denial of travel authorizations. Across conflict-affected regions, humanitarian aid was routinely blocked or delayed. Between January and March 2025, humanitarian organizations reported a total of 257 access incidents across the country, with military operations accounting for more than 50 per cent thereof.

Analysis of reach

Despite constrained access and funding, humanitarian partners reached nearly 1.5 million people with critical multisectoral assistance between January and March – representing 27 per cent of the annual target. Humanitarian partners prioritized

KEY ACHIEVEMENTS BY CLUSTER

CLUSTER	PEOPLE IN NEED	PEOPLE TARGETED	PEOPLE REACHED	WOMEN	% CHILDREN, ADULTS, ELDERLY (<18yrs, 18-59yrs, 60+yrs)	FUNDING REQUIRED (US\$)	FUNDING RECEIVED (US\$) ¹
EDUCATION	4.8M	1.3M	18% 229K	53%	87% 13% 0%	96M	2% 1.9M
FOOD SECURITY	15.2M	1.8M	32% 578K	52%	33% 56% 11%	263M	1% 2.7M
HEALTH	12.9M	2.4M	8% 183K	70%	26% 63% 11%	123M	2% 2.4M
NUTRITION	3.0M	643K	25% 159K	58%	84% 16% 0%	64M	2% 1.3M
PROTECTION	13.2M	4M	17% 668K	52%	32% 56% 12%	168M	5% 8.4M
General	10.7M	3.8M	6% 213K	52%	32% 56% 12%		
Child Protection	8.8M	2.2M	13% 291K	52%	32% 56% 12%		
Gender Based Violence	8.8M	1.9M	4% 69K	52%	32% 56% 12%		
Mine Action	7.3M	1.0M	9% 95K	52%	32% 56% 12%		
SHELTER/NFI/CCCM	5.1M	2.5M	15% 373K	52%	32% 56% 12%	190M	1% 1.8M
WASH	6.9M	2.2M	14% 314K	52%	37% 55% 8%	149M	1% 1.4M
Multi-Purpose Cash		1.7M	13% 221K			76M	3% 2.4M
COORDINATION AND COMMON SERVICES						9M	0.1% 5K
CLUSTER NOT SPECIFIED							23.7M
TOTAL	19.9M	5.5M	27% 1.5M	54%	41% 50% 9%	1.1B	4% 46M

¹ Based on FTS records as of 31 March 2025. For more information, please visit www.unocha.org | <https://reliefweb.int/country/mmr> | <https://www.facebook.com/OCHAMyanmar>

19.9 MILLION
PEOPLE IN NEED

5.5 MILLION
PEOPLE TARGETED

1.5 MILLION (27%)
PEOPLE REACHED 2025

\$1.1 BILLION
FUNDING REQUIRED

\$46 MILLION (4%)
RECEIVED¹

261
PARTNERS

STRATEGIC OBJECTIVES

1 Protection risks and needs are identified, monitored, mitigated, and met for 4 million crisis-affected people and stateless people, while the centrality of protection is upheld across the humanitarian response including through promotion of respect for human rights, international humanitarian law and humanitarian principles.

2 Suffering, morbidity, and mortality are prevented or reduced among 4.7 million crisis-affected people through equitable, safe, and dignified access to timely, multisectoral, life-saving assistance, ensuring their well-being and preventing further deterioration of their humanitarian conditions.

MYANMAR: HUMANITARIAN NEEDS AND RESPONSE PLAN 2025

QUARTER ONE DASHBOARD (JAN - MAR 2025)

delivering assistance to the most vulnerable groups, including internally displaced persons (IDPs), returnees, resettled and locally integrated IDPs, and non-displaced stateless people. Of the 1.5 million people reached in Q1, 830,000 were IDPs (28 per cent of the IDP target) and 604,000 were from other crisis-affected population group (32 per cent of that target). Persons with disabilities accounted for 11 per cent of those reached, underscoring partners' ongoing commitment to inclusive programming. The 27 per cent overall reach in this quarter marks a significant improvement from Q1 of 2024, when only 18 per cent of the annual target had been met. However, supply chain disruptions and limited humanitarian space continue to restrict depth and frequency of support. Local partners remain indispensable but face mounting operational and protection risks.

The Food Security and Nutrition reported the highest responses, reaching 32 per cent and 25 per cent of their targets respectively, with Food Security showing the most substantial year-on-year improvement (up from 12 per cent in Q1 2024). In contrast, clusters such as Health (8 per cent, down from 19 per cent) and Education (18 per cent, down from 27 per cent) reported a

significant decrease in reach compared to 2024 figures. The Protection Cluster saw uneven progress, with 17 per cent reached across its area of responsibilities compared to 30 per cent last year; Gender-based violence services remained critically low at just 4 per cent. Shelter/NFI/CCCM and WASH clusters also recorded sharp declines in reach compared to the same period last year. These trends reflect a mixed start to 2025, with some gains in scale but also persistent gaps in life-saving services. The dashboard is unlikely to capture the full scope of response activities, especially as the period for reporting fully overlapped with the ongoing earthquake response when partners focused all efforts on delivering critical life-saving support to those affected by the earthquake.

Funding status

As of 31 March 2025, the 2025 HNRP was only 4 per cent funded, with \$46 million received against the \$1.1 billion appeal—severely limiting the scale and consistency of the response. Without a substantial increase in funding, the gap between needs and delivery will continue to widen. Advocacy for unimpeded humanitarian access, including enhanced support to the community and locally-led responses remains critical.

KEY FIGURES BY POPULATION GROUP

Internally displaced persons (IDPs)



4M people in need
3M people targeted
830K people reached

Non-displaced stateless people



386K people in need
328K people targeted
7K people reached

Returned, resettled and locally integrated IDPs



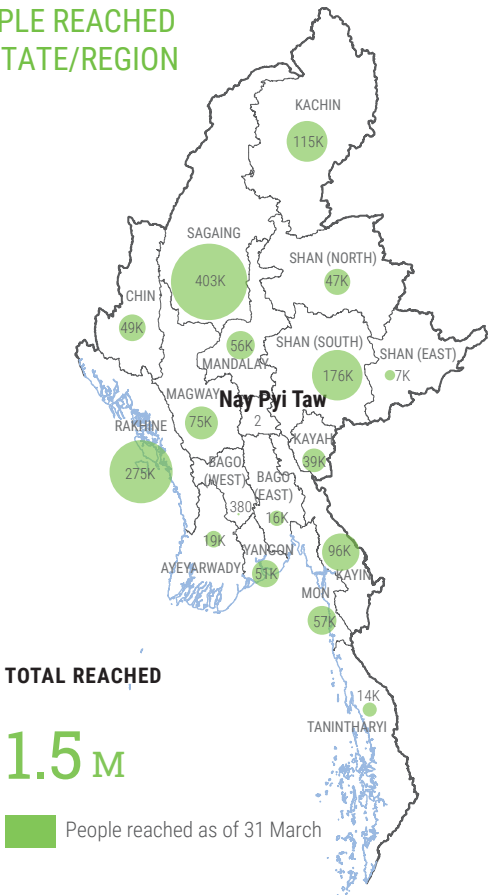
447K people in need
325K people targeted
55K people reached

Other crisis-affected people with humanitarian needs

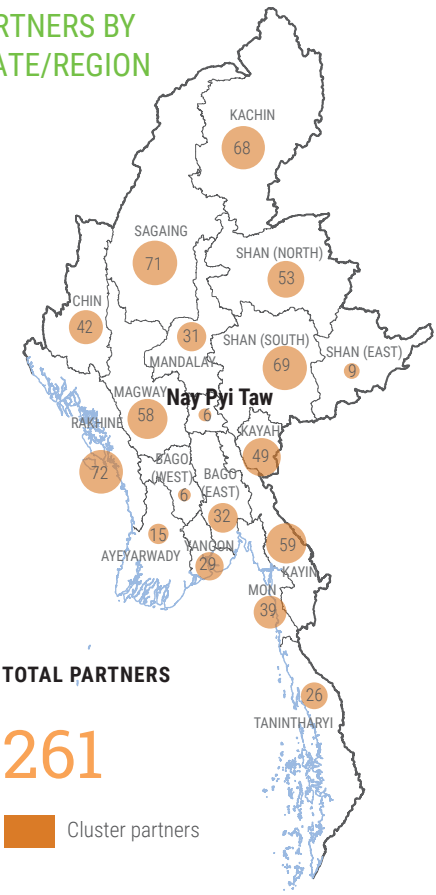


15M people in need
1.8M people targeted
605K people reached

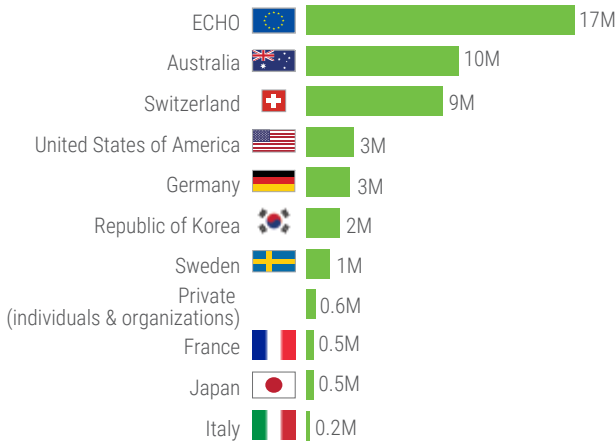
PEOPLE REACHED BY STATE/REGION



PARTNERS BY STATE/REGION



FUNDING BY DONOR (US\$) as of 31 March 2025



HUMANITARIAN PARTNERS BY TYPE

