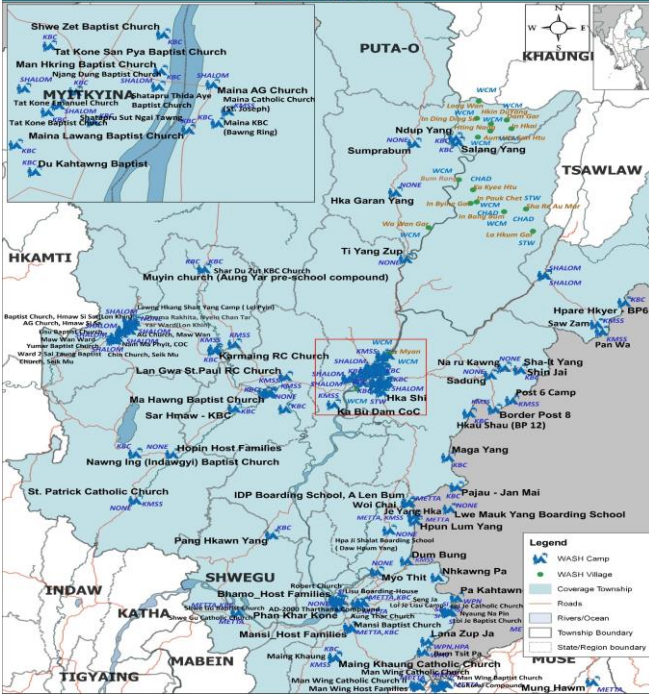


# KACHIN STATE (2021 - Qtr 2 - 4W Analysis, as of 30 June 2021)

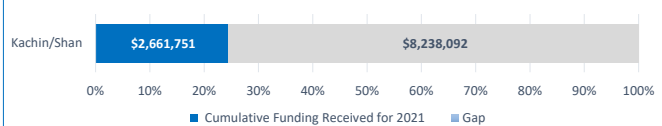
## WASH Cluster 2021 Q2 4 W, KACHIN STATE (as of 30 June 2020)



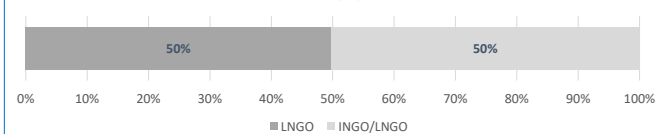
Gap in WASH covered camps / township	Partners	# of sites	Total population	% Water Gap	% Sanitation Gap	% Hygiene Gap
Bhamo	KBC, Metta, SI	10	6,990	0%	28%	36%
Chipwi	KBC, KMSS, Shalom	5	3,041	91%	10%	34%
Hpakant	KBC, KMSS, Shalom	20	3,942	21%	6%	12%
Mansi	KBC, KMSS, Metta, WPN, HPA	10	12,789	22%	7%	40%
Mogaung	KBC, KMSS	8	1,481	5%	20%	44%
Mohnyin	KBC, KMSS	2	165	0%	8%	0%
Momaauk	KBC, KMSS, Metta, SI, WPN	19	25,563	61%	45%	34%
Myitkyina	KBC, KMSS, Shalom	25	10,532	0%	20%	17%
Put-a-O	KBC	1	289	0%	17%	0%
Shwegu	KBC, Metta	3	1,884	0%	71%	74%
Sumprabum	KBC	2	872	100%	0%	0%
Tanai	KMSS	2	759	14%	42%	100%
Waingmaw	KBC, KMSS, Metta, Shalom, STW	25	26,458	63%	27%	33%
<b>Total</b>		<b>132</b>	<b>94,765</b>	<b>42%</b>	<b>28%</b>	<b>33%</b>

Gap in WASH covered villages / township	Partners	# of villages	Total population	% Water Gap	% Sanitation Gap	% Hygiene Gap
Injyangyang	CHAD, STW, WCM	25	7,306	96%	59%	59%
Myitkyina	WCM	5	3,532	100%	100%	100%
Sumprabum	WCM	15	3,225	100%	100%	100%
Waingmaw	WCM	2	1,385	100%	100%	100%
<b>Total</b>		<b>47</b>	<b>15,448</b>	<b>98%</b>	<b>80%</b>	<b>80%</b>

### Cumulative Funding Received/Gap as of 2021-Q1 (US\$)

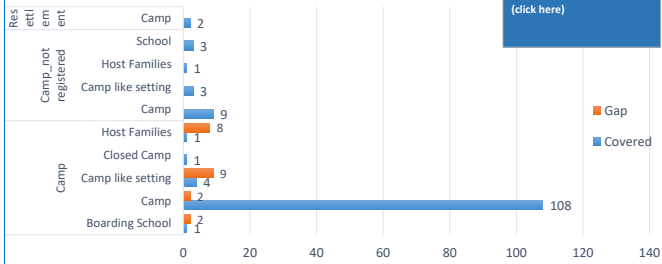


### Kachin/Shan Funding Splits INGO, LNGO



DONORS: ECHO, UNICEF, OFDA, HARP, USAID, MHF, Christian Aid, Hope, LIFT, TEAR Australia

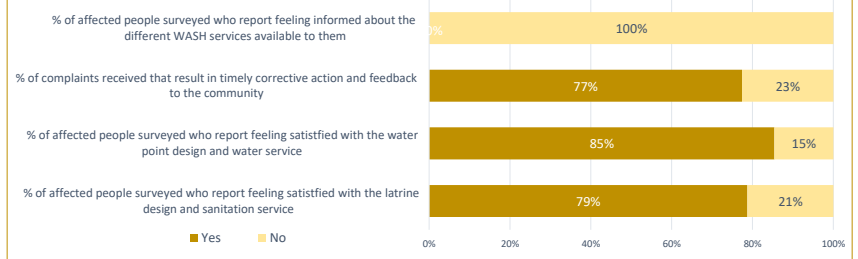
### Number of Sites - Actor - Coverage/Gaps



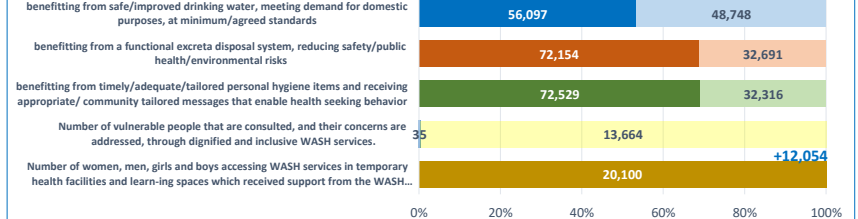
More info on gaps (click here)

## Accountability to Affected Population

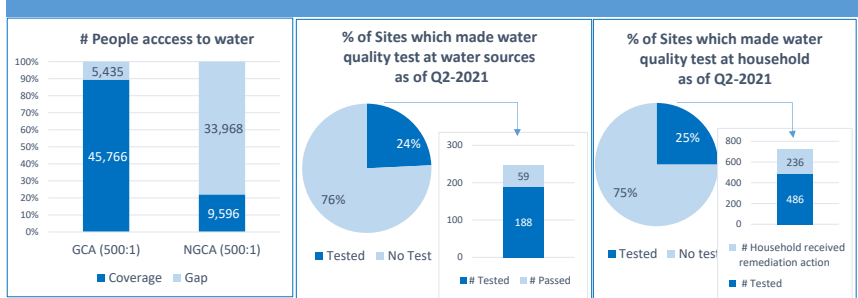
### AAP - Partner reported



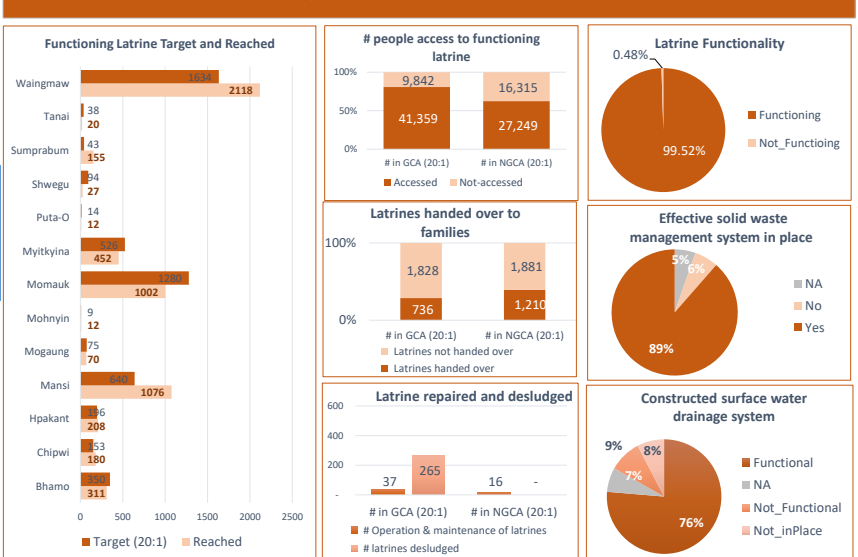
### Number of ppl Covered against 2021 HRP targets



## Water Quantity & Water Quality in protracted camps



## Sanitation Facilities & Sanitation services in protracted camps



## Hygiene Promotion & Hygiene Items

