

# Highlights of February Market Price Monitoring

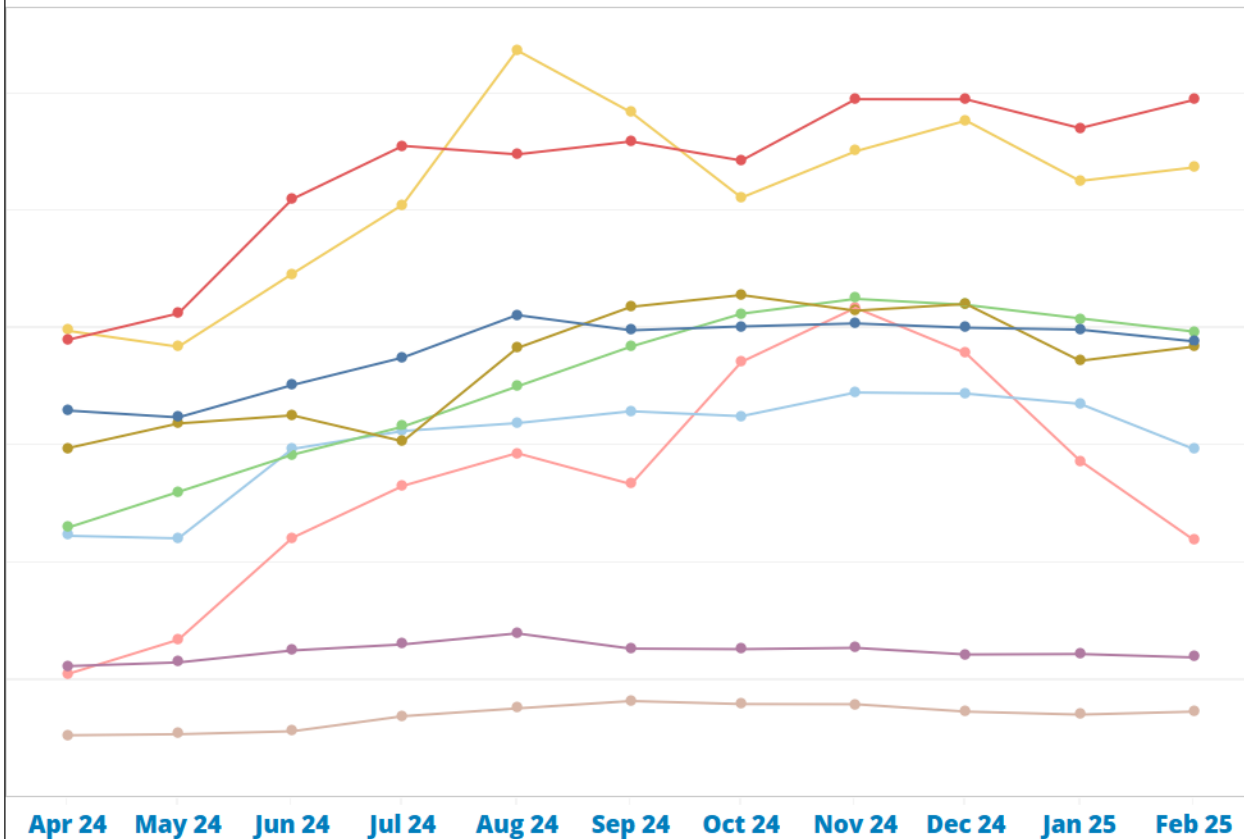
**CMWG Meeting**

**12 Mar 2025**

# OVERALL COMMODITY PRICES, FEBRUARY 2025

## Overall Average Prices Trends by Commodity

(excluding Wa Region & Laukaing as monitored in Chinese Yuan)



### Commodity

■ Rice ■ MOil ■ Pulses ■ Onion ■ Salt  
■ POil ■ Chickpea ■ Egg ■ Tomato

## Percent change by commodity

Compared to last month (1M), 3 and 6 months ago, and to the same month last year (1Y)

Commodity	January, 2025	November, 2024	August 2024	February, 2024	January 2021
Basic Food Basket	■ -2.5%	▼ -4.0%	▼ -10.0%	▲ 24.3%	▲ 360.3%
Rice	■ -2.4%	▼ -6.4%	▼ -14.7%	▲ 14.4%	▲ 306.9%
POil	▲ 4.2%	■ -0.1%	▲ 8.5%	▲ 48.9%	▲ 554.5%
MOil	■ 2.2%	■ -2.5%	▼ -15.7%	▲ 39.1%	▲ 487.5%
Chickpea	■ -2.5%	■ -3.8%	▼ -5.5%	▲ 34.9%	▲ 404.8%
Salt	■ 3.6%	▼ -8.0%	■ -3.6%	▲ 47.4%	▲ 303.3%
Tomato	▼ -23.6%	▼ -47.5%	▼ -25.3%	▲ 64.3%	▲ 319.5%
Egg	■ -2.8%	▼ -6.6%	▲ 13.4%	▲ 83.2%	▲ 520.9%
Onion	▼ -11.5%	▼ -14.0%	▼ -7.0%	▲ 24.5%	▲ 692.5%

February 2025 prices by Area

Rice

State	1M	3M	6M	1Y
Chin	-2%	-5%	11%	44%
Kachin	-3%	-9%	-17%	33%
Kayah	21%	-4%	26%	41%
Kayin	-2%	-11%	-17%	7%
Magway	-5%	-6%	-2%	13%
Mandalay	-6%	-7%	-4%	-2%
Mon	-4%	7%	-20%	0%
Rakhine	-7%	-25%	-28%	-6%
Sagaing North	-4%	-13%	17%	60%
Sagaing South/Central	18%	10%	15%	20%
Shan (North)	0%	16%	2%	60%
Shan (South)	-1%	-1%	15%	14%
Shan (Wa)	5%	7%	7%	7%
Tanintharyi	7%	-2%	-17%	-7%
Yangon	2%	3%	7%	8%
Rakhine North	6%	0%	-63%	-20%
Rakhine Central	2%	-22%	-15%	-12%
Rakhine South	-20%	-34%	-17%	4%
Overall	-2%	-6%	-15%	14%

Palm Oil (cooking oil)

State	1M	3M	6M	1Y
Chin	8%	3%	27%	50%
Kachin				
Kayah	6%	-6%	4%	42%
Kayin	4%	-4%	-8%	52%
Magway	-19%	-7%	-17%	71%
Mandalay	-8%	-7%	-7%	63%
Mon	4%	-6%	-35%	42%
Rakhine	-6%	-3%	7%	15%
Sagaing North	0%	3%	23%	38%
Sagaing South/Central				
Shan (North)	11%	-4%	18%	130%
Shan (South)	13%	-6%	-20%	81%
Shan (Wa)	-1%	0%	0%	-3%
Tanintharyi	6%	10%	-2%	54%
Yangon	4%	-1%	-4%	69%
Rakhine North				29%
Rakhine Central	-3%	-2%	-11%	-15%
Rakhine South	-17%	-14%	19%	77%
Overall	4%	0%	8%	49%

Chickpea

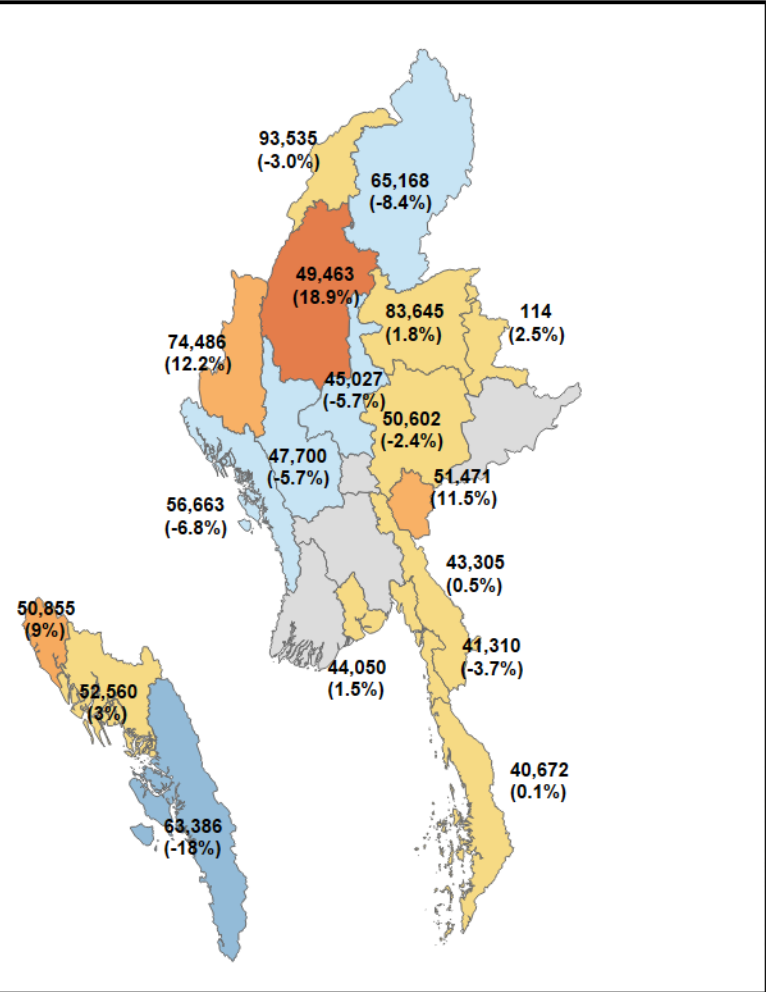
State	1M	3M	6M	1Y
Chin	-7%	-11%	-3%	65%
Kachin	-10%	-15%	1%	67%
Kayah	-9%	-8%	-1%	-8%
Kayin	6%	-1%	-4%	3%
Magway	-3%	-9%	3%	8%
Mandalay	-4%	-2%	4%	6%
Mon	-8%	-8%	-9%	-3%
Rakhine	-2%	-4%	-8%	41%
Sagaing North	0%	10%	39%	95%
Sagaing South/Central	19%	14%	23%	49%
Shan (North)	1%	14%	-8%	52%
Shan (South)	13%	-11%	-8%	2%
Shan (Wa)	-5%	0%	0%	3%
Tanintharyi	-1%	1%	15%	28%
Yangon	-1%	-1%	0%	8%
Rakhine North	7%	9%	-20%	1%
Rakhine Central	8%	4%	-14%	25%
Rakhine South	-16%	-15%	3%	108%
Overall	-3%	-4%	-5%	35%

Salt

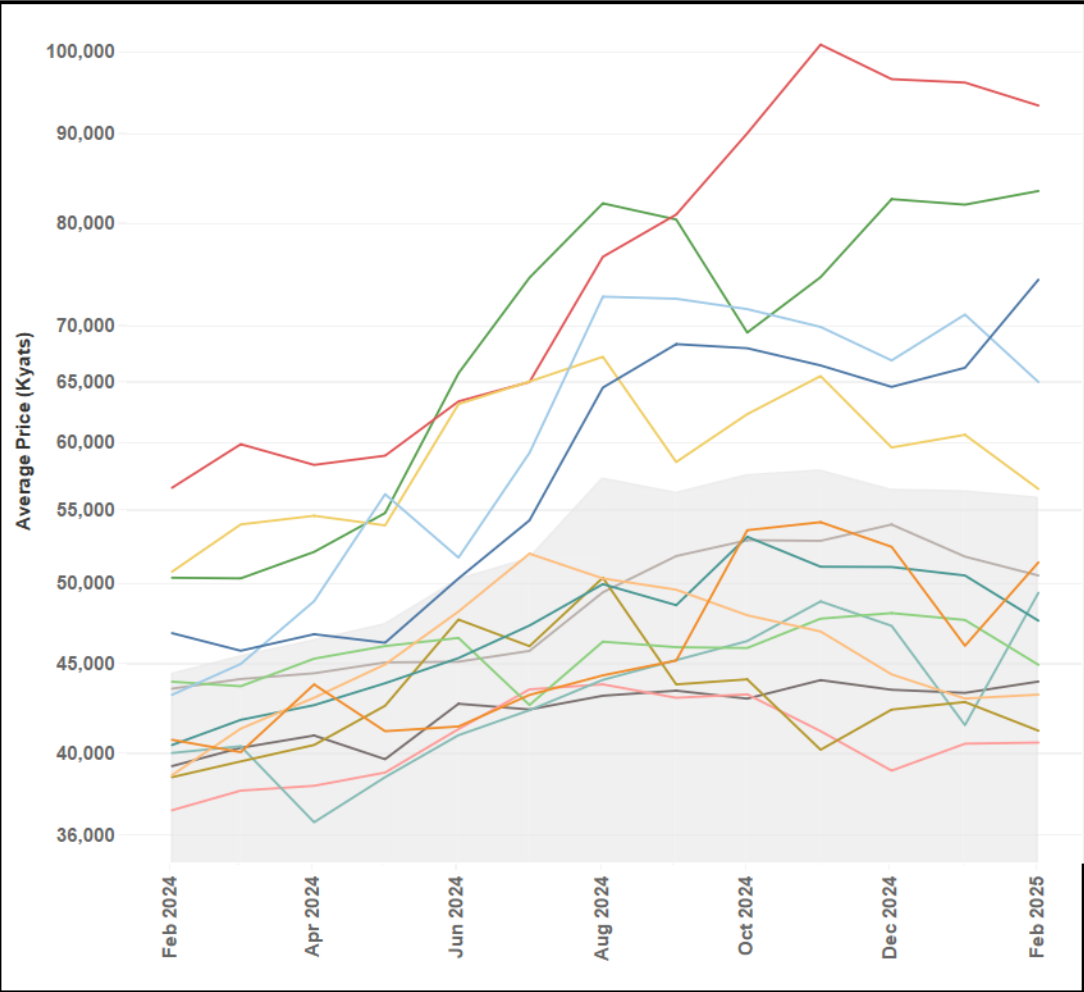
State	1M	3M	6M	1Y
Chin	7%	16%	66%	163%
Kachin	-12%	-10%	45%	249%
Kayah	11%	-12%	20%	-23%
Kayin	9%	-3%	61%	83%
Magway	-15%	-12%	3%	33%
Mandalay	-2%	-1%	15%	12%
Mon	-9%	-21%	5%	60%
Rakhine	9%	-13%	-1%	2%
Sagaing North	0%	9%	61%	171%
Sagaing South/Central	19%	20%	20%	86%
Shan (North)	7%	-6%	-38%	140%
Shan (South)	2%	5%	-11%	0%
Shan (Wa)	-7%	0%	0%	0%
Tanintharyi	-3%	0%	15%	80%
Yangon	-1%	1%	1%	-22%
Rakhine North	28%	-18%	-17%	-2%
Rakhine Central	10%	-12%	17%	10%
Rakhine South	-1%	-1%	-6%	4%
Overall	4%	-8%	-4%	47%

# BASIC FOOD BASKET

February 2025 prices by Area  
(compared to *last month*)



Price Trends by Area (February 2024 - February 2025)

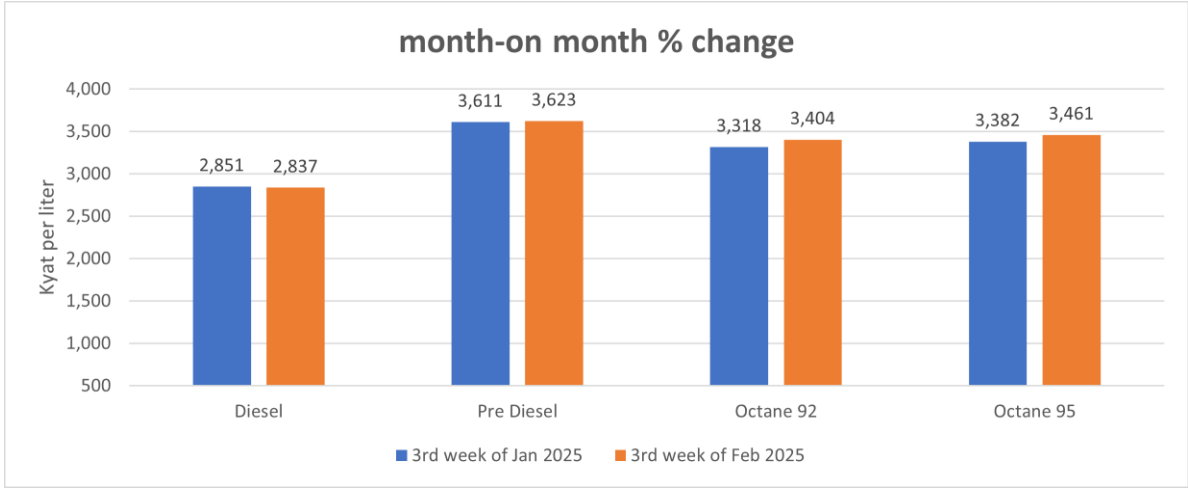


State	1M	3M	6M	1Y
Chin	12%	12%	15%	59%
Kachin	-8%	-7%	-11%	51%
Kayah	12%	-5%	16%	26%
Kayin	1%	-8%	-14%	11%
Magway	-6%	-7%	-5%	18%
Mandalay	-6%	-6%	-3%	2%
Mon	-4%	3%	-18%	6%
Rakhine	-7%	-14%	-16%	11%
Sagaing North	-3%	-8%	22%	65%
Sagaing South/Central	19%	1%	12%	23%
Shan (North)	2%	12%	2%	66%
Shan (South)	-2%	-4%	2%	16%
Shan (Wa)	2%	5%	5%	5%
Tanintharyi	0%	-1%	-7%	9%
Yangon	1%	0%	2%	12%

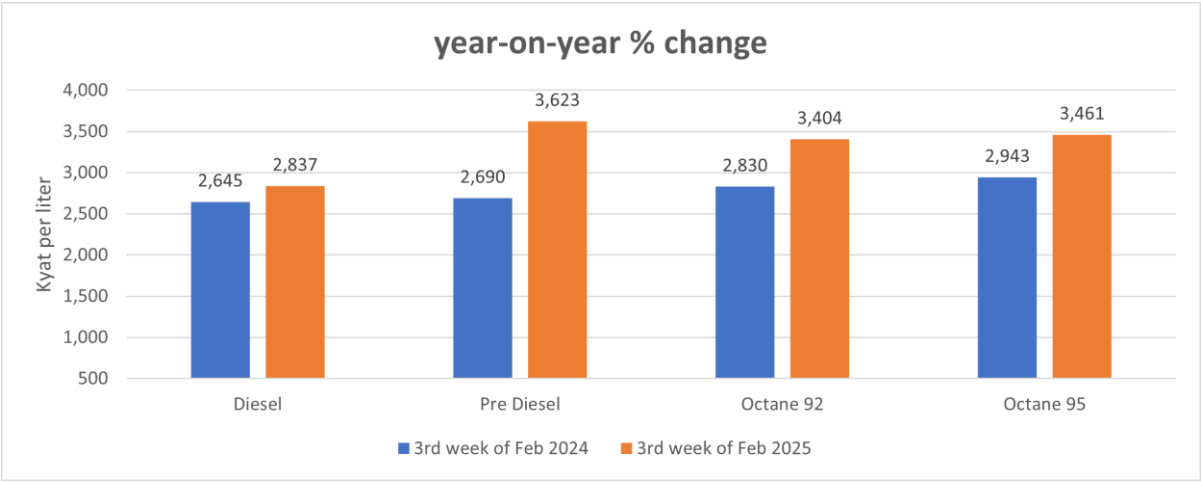
Rakhine North	9%	12%	-44%	-4%
Rakhine Central	3%	-10%	-13%	-2%
Rakhine South	-18%	-25%	-4%	40%

Overall	-2%	-4%	-10%	24%
---------	-----	-----	------	-----

# Average fuel prices % change, excluding Rakhine



Diesel	Premium Diesel	Octane 92	Octane 95	Overall Avg _all
0%	0%	3%	2%	1%



Diesel	Premium Diesel	Octane 92	Octane 95	Overall Avg _all
7%	35%	20%	18%	20%

# Key Highlights – February 2025

- **Rice:** Stocks from the harvest are still available and according to traders, demand remains stable in both domestic and international markets. The reference rate has also decreased slightly.
- **Palm oil:** Although the reference price decreased slightly during the reporting month, consumers continued to purchase at prices higher than the reference rate due to quotas.
- **Chickpeas:** The arrival of newly harvested pulses in the local market has led to a decrease in the price of chickpeas.
- **Tomatoes & Onions** were more widely available throughout the country during the reporting month. The supply of new onions into the market has contributed to a decline in prices.
- **Kayah:** The mobile network and internet have shut down in Demoso township. When placing an order, commodities take at least about two weeks to arrive.
- **Chin:** Commodity flow is disrupted due to the continued closure of the Hakha-Kalay road. With rice imports to Hakha township restricted, locals are seeking and purchasing from other available sources.
- **Tanintharyi:** Transportation challenges, commodity restrictions, high transport costs, and insecurity continue to persist in the region.
- **Rakhine:** Connectivity issues remain a major challenge in Rakhine. However, commodities are available in most townships thanks to cargo ships arriving from Yangon.
- **Fuel:** In the reporting month, fuel shortages, limited fuel sale hours, and high prices were observed in Tachileik township in eastern Shan state and Myawaddy township in Kayin state, due to supply cuts from Thailand.

Data was collected from 62 townships, 88 markets, and 267 shops during the 3<sup>rd</sup> and 4<sup>th</sup> weeks of February 2025.

**Thank you!**