

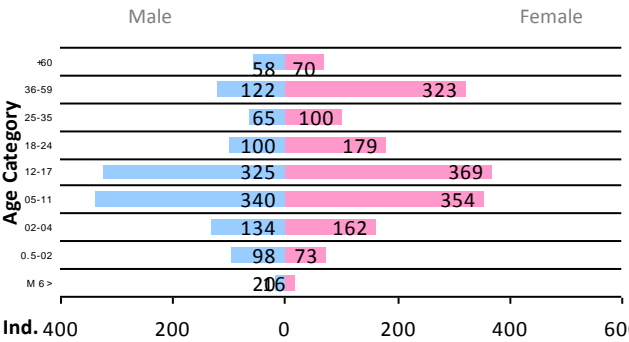
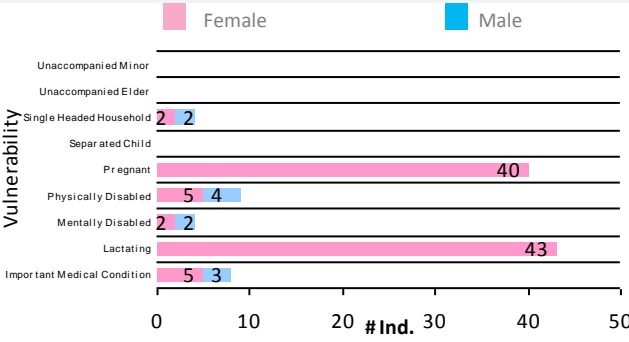


Shelter/NFI/CCCM Cluster Camp Profiling: Kachin & Northern Shan States

Data collection Period : April - May 2014

Type of interviewer : CCCM Focal Point

| | | | | | | | | | |
|-------------------------------------------------------------------------------------------------------------------------------------------------------|--|-------------------------------------------------------------------------------------------------------------------------------------------------------------------------------------------------------|--|----------------------------------------------------------------------------------------------------------------------------------------------------------------------------------------------------------------------------------------|--|-----------------------------------------------------------------------------------------------------------------------------------------------------------------------------------------------------------------------------------------------------------------------------------------------------------------------------------------------------------------------------------------------------------------------------------------------|--|-----------------------------------------------------------------------------------------------------------------------------------------------------------------------------------------------------------------------------------------------------------------------------------------------------------------------------------------------------------------------------------------------------------------------------------------------------------------------------------------------------------------------|--|
| Camp Management Responsible Agency : KMSS-BMO Camp Manager : U Tu Lum Contact No. : 15368693316 Date of Establishment : 2011-11-01 | | Geographical Data State/Region : Kachin Township : Mansi Village Track/Town : In Ba Pa Village/Ward : La Na Latitude : 97.63 Longitude : 24.06 Altitude : 866 | | Access to Services Regular market : In camp Drinking waterpoint : In camp Health facility : In camp Pre-school/Nursery : In camp Primary school : In camp Middle school : In camp High school : < 0.5 Mile | | Total Number of IDPs : 2908 Total Number of Households : 601 Total Number of Female : 1646 Total Number of Male : 1262 | |   | |
| Demography  | | Shelter/NFI Open_Space : 601 Make_Shift : Collective_Center : Temporary_Shelter : Temporary_Shelter_Shared : Temporary_Shelter_Not_Shared : Shelter_With_Sleeping_Rooms : | | Education % Female children (5-17) regularly attending school : 76-95% % Male children (5-17) regularly attending school : 76-95% | | Food Main type of kitchen(s) : Individual Is there a proper storage facility for food? : Yes | | Camp Coordination Permanent arrivals to camp in last 6 months : 0 Permanent departures from camp in last 6 months : 6 Destination of the majority of departures : Other IDP camps Camp management committee currently in Place : Yes Number of camp management committee members : IDP Members : 3 Non-IDP Members : 5 Total Members : 8 Total Members Trained : 0 Is there a complaints mechanism in place? : Yes Following responsibilities have been defined in the camp : | |
| Vulnerability  | | Health The type of the nearest accessible functioning health facility: Clinic The following staff or health services are regularly available: nurses, Vaccination, | | Wash Water need coverage : 100% Latrines coverage : 70% Semi permanent latrines coverage : 35% Bathing facilities coverage : 7% Hand washing facilities coverage : 18% Hygiene kits coverage : 100% | | Livelihood Currently, two main livelihoods activities for male camp resident are : Daily casual labour & Other Before displ., the two main livelihoods activities for male camp residents were : Farming & Other Currently, two main livelihoods activities for female camp resident are : Daily casual labour & Other Before displ., the two main livelihoods activities for female camp residents were : Farming & Other | | | |

The interagency camp profiling process is an on-going activity promoted, coordinated and delivered by the Shelter/NFI/CCCM Cluster. XX out of 141 known camps were profiled in April/May 2014. Where and when possible the data will be updated. The information is collected from a number of sources and compiled into a series of single camp profiles, plus cross-camp analysis. This document represents single camp profile. The primary source of information are key informants in camp management or committee positions and IDP camp residents. For more information, contact Mr Pyae Sone Kyaw Win - winp@unhcr.org- UNHCR Information Management Unit, Myitkyina.