

Source of information

The information of acute watery diarrhea and influenza like illness are received from Rakhine Early Warning, Alert and Response System (EWARS). Note that real-time EWARS monitoring is practiced, and that necessary actions are independent of this analysis.

Detailed information for standard operating procedure - <http://bit.ly/33tBDiX> and database manual - <http://bit.ly/36ghhFN>

Formula for proportional morbidity: Numerator is the number of acute watery diarrhea cases (OR) number of Influenza like illness (new cases only) divided by the denominator of total number of consultations in the same area during the specified time period.

Contact Us:

Dr Allison Gocotano
WHE Technical Officer,
Health Cluster Coordinator gocotanoa@who.int
(+95) 0926 346 5741
WHO Yangon Office
Pyae Phyo Kyaw
Information Management Officer
WHO Health Emergency Program
+95-1-534 300, + 95-1-534 307
Ext 24229 Fax 538233, 538435 pkyaw@who.int
WHO Yangon Office

WASH

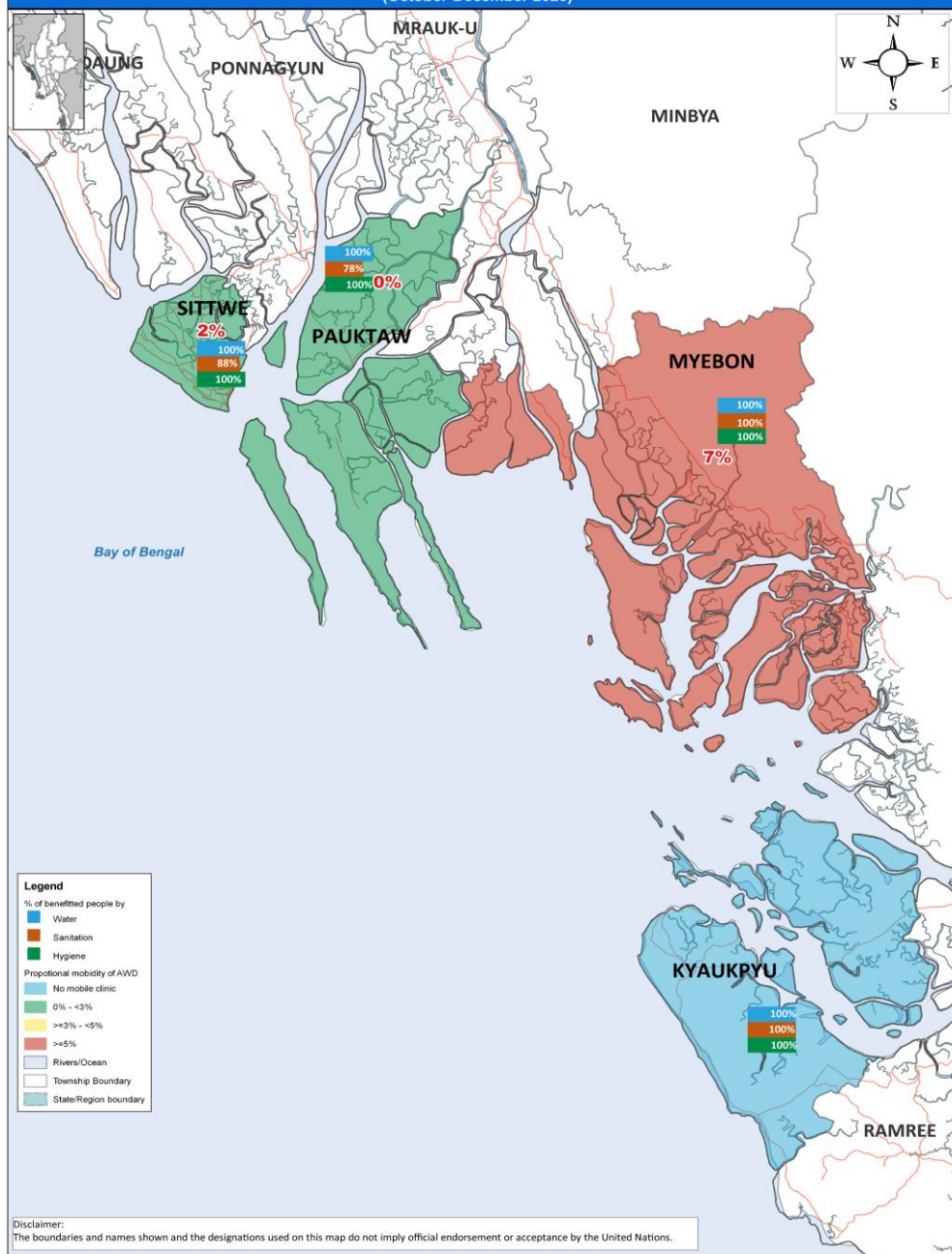
Source of information

The information is coming form WASH partners' quarterly 4W report.

For more detail information : Follow the link:
https://drive.google.com/open?id=0B_b4O8K5B0rKa2Y3dF9sU1dUeTg

Contact Us:

Eyad Aldubai
Myanmar WASH Cluster Coordinator
ealdubai@unicef.org
UNICEF Yangon Office
Mee Mee Thaw
WASH Cluster Information Management Officer,
(+95) 0945 120 7533
mthaw@unicef.org
UNICEF Yangon Office



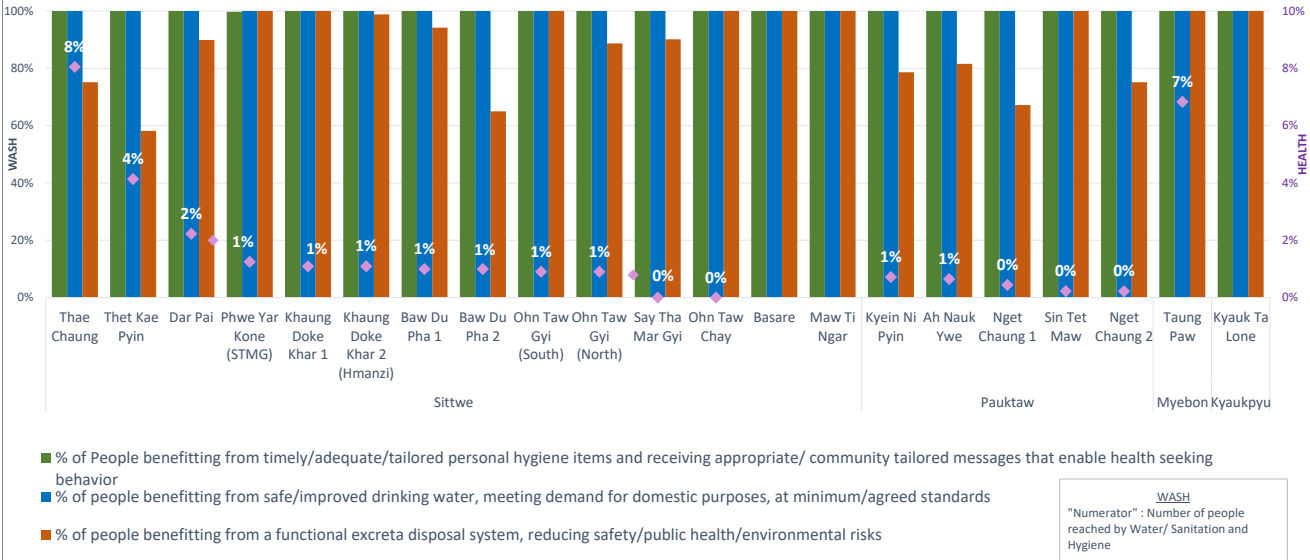
WASH Indicators	Definition	Corresponding 4W sub indicator	Parameter/Assumptions
Number of women, men, boys and girls benefitting from safe/improved drinking water, meeting demand for domestic purposes, at minimum/agreed standards	Safe water: fecal coliform count of 0 organisms per 100 ml of water Improved source of water: type of water source that, by nature of its construction or through active intervention, is likely to be protected from outside contamination, in particular from contamination with fecal matter. Domestic purposes: bathing, drinking and cooking	# of functional improved water sources in the site operating at the end of the reporting period # of litres of water supplied by existing water boating/trucking over 90 days to total population in the site # minimum volume of water (in Litres) stored in ponds during the reporting period	Improved water sources: Hand dug well 400 people, Hand Pump 500 people, Tank, Water Boating/Trucking, Distribution System, Pond = 15Liters/Person/Day : 8 hr tapstand open,
Number of targeted women, men, boys and girls benefitting from a functional excreta disposal system, reducing safety/public health/environmental risks	Functioning excreta disposal system: system which leads to safe disposal of excreta, so that it does not contaminate the environment, water, food or hands, is essential for ensuring a healthy environment and for protecting personal health.	# of functional adult latrines that meet design requirements in the site operating during reporting period # of functional children latrines that meet design requirements in the site operating during reporting period # of persons with disabilities with adapted sanitation option	Camp: 20people : 1latrine
Number of targeted women, men, boys and girls benefitting from timely and/or adequate and/or tailored personal hygiene items and receiving appropriate/ community tailored messages that enable health seeking behavior		# of people (men) receiving consultation, hygiene promotion messages and sessions during reporting period # of people (women) receiving consultation, hygiene promotion messages and sessions during reporting period # of people (boys) receiving consultation, hygiene promotion messages and sessions during reporting period # of people (girls) receiving consultation, hygiene promotion messages and sessions during reporting period # of affected households receiving a sufficient quantity of soap during the reporting period # of affected women and girls receiving a sufficient quantity of sanitary pads during the reporting period	# of people receiving consultation, hygiene promotion messages and sessions during reporting period (OR) # of people receiving basic Hygiene items

WATER, SANITATION AND HYGIENE

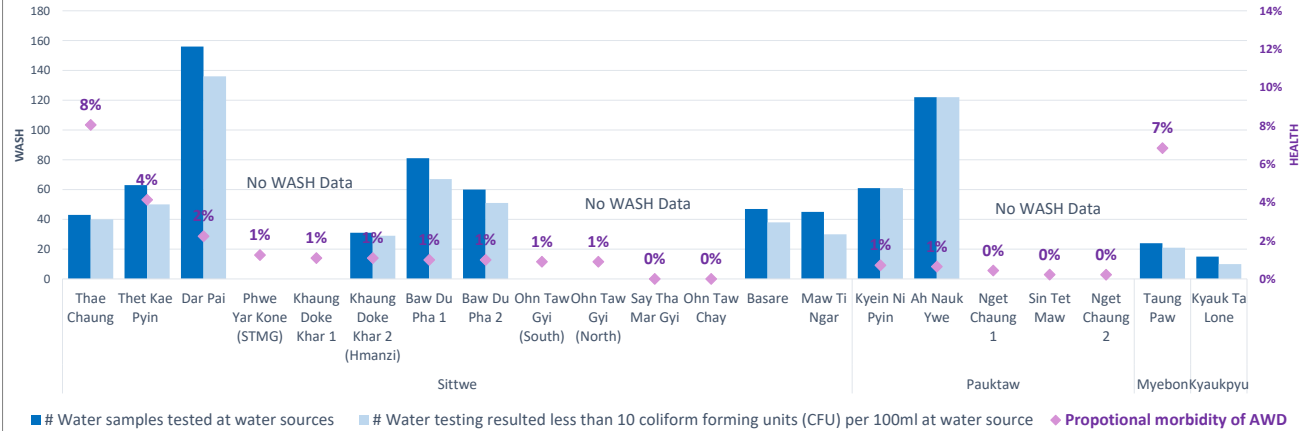
HEALTH

Township	Total Sites	Total PoP	# of people benefitting from safe/improved drinking water, meeting demand for domestic purposes, at minimum/agreed standards	# of people benefitting from a functional excreta disposal system, reducing safety/public health/environmental risks	# of People benefitting from timely and/or adequate and/or tailored personal hygiene items and receiving appropriate/ community tailored messages that enable health seeking behavior	Total consultations	Cases of Acute watery diarrhea	Proportional morbidity of AWD
Kyaukpyu	1	998	998	998	998			
Myebon	1	2,920	2,920	2,920	2,920	161	11	7%
Pauktaw	5	23,300	23,300	18,279	23,300	3,562	17	0%
Sittwe	14	87,105	87,105	76,586	87,099	6,743	150	2%
Grand Total	21	114,323	114,323	98,783	114,317	10,466	178	2%

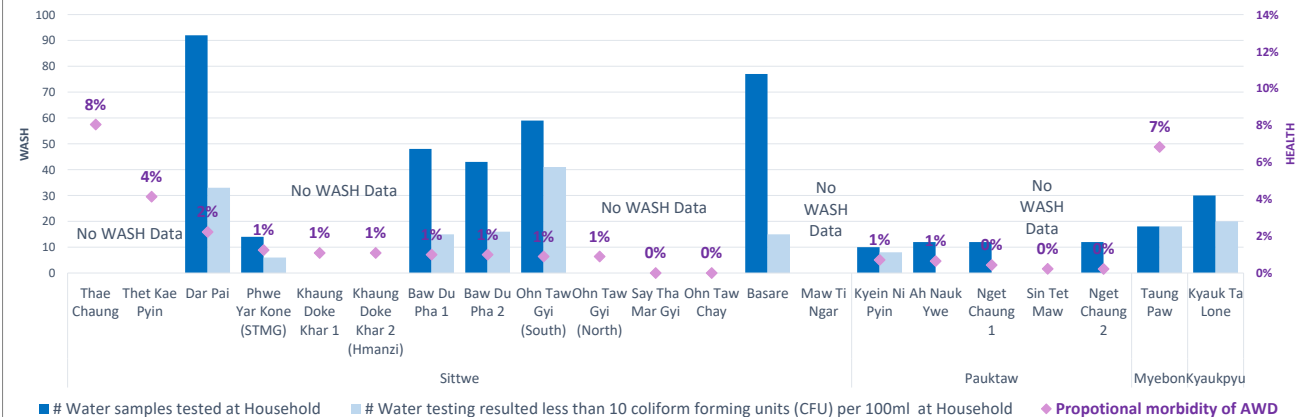
WASH & Health Integrated Analysis by IDPs Site



Water Quality Testing at Water Sources & Proportional morbidity of AWD

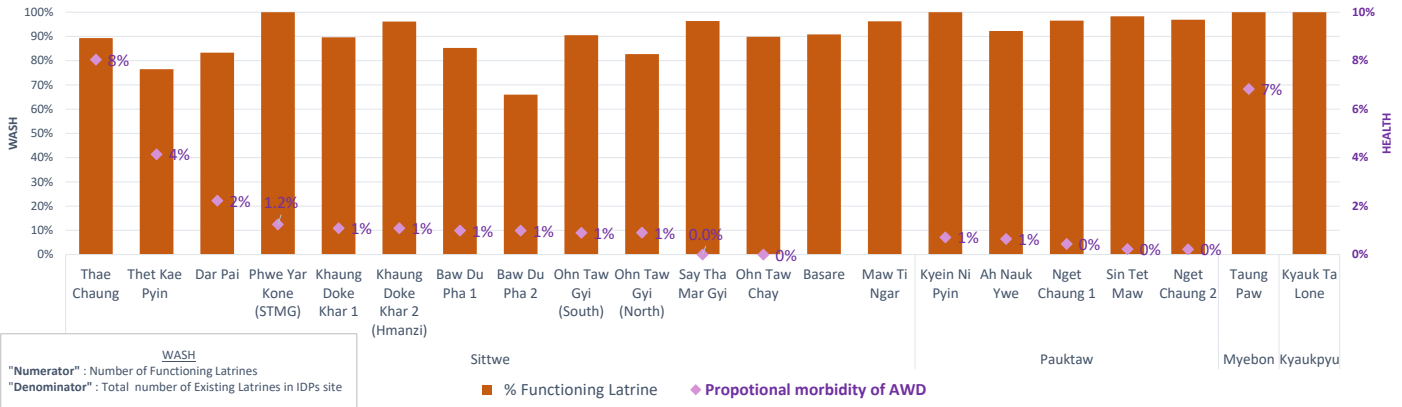


Water Quality Testing at Household & Proportional morbidity of AWD

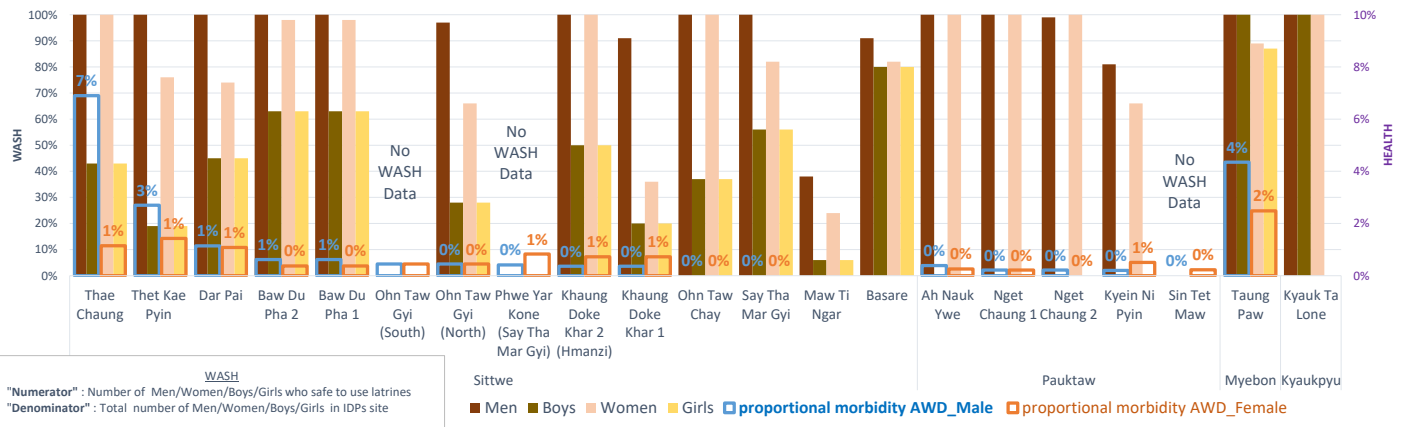


RAKHINE STATE - IDP sites (2020 - Qtr 4 - HEALTH & WASH Integrated Analysis, October - December 2020)

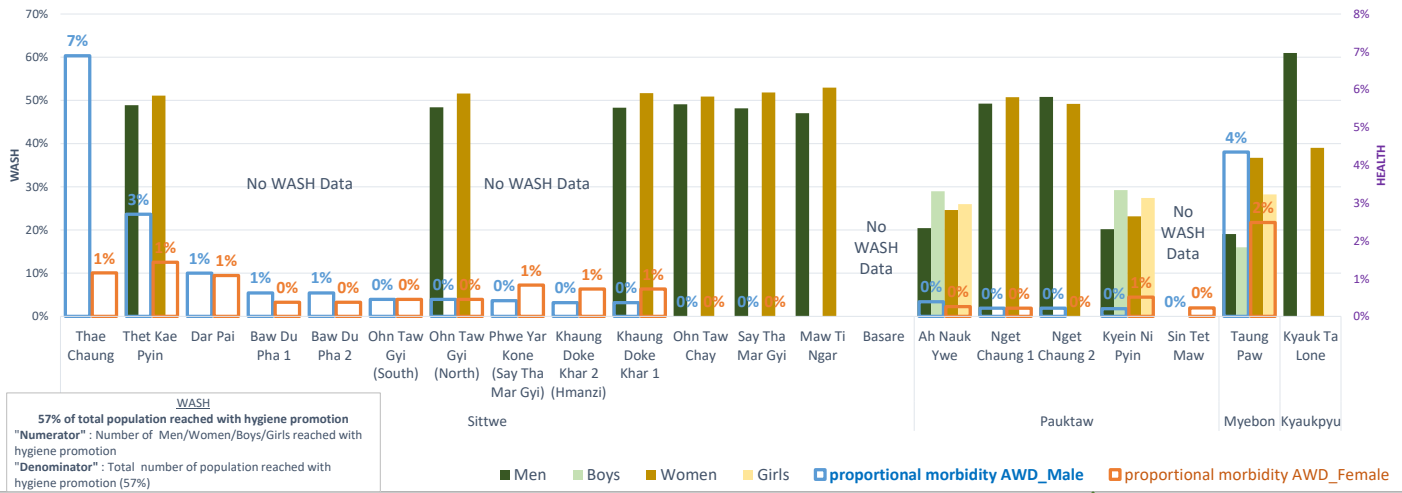
% of Functioning Latrine & Propotional morbidity of AWD



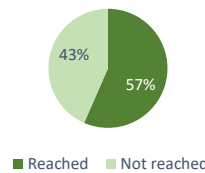
% of People safe to use latrines (at day/night) & Propotional morbidity of AWD



Proportional People reached with Hygiene Promotion & Propotional morbidity of AWD



% of people reached with Hygiene Promotion



HEALTH

Source of information

The information of acute watery diarrhea and influenza like illness are received from Rakhine Early Warning, Alert and Response System (EWARS). Note that real-time EWARS monitoring is practiced, and that necessary actions are independent of this analysis.

Detailed information for standard operating procedure - <http://bit.ly/33tBDiX> and database manual - <http://bit.ly/36ghfN>

Formula for proportional morbidity: Numerator is the number of acute watery diarrhea cases (OR) number of influenza like illness (new cases only) divided by the denominator of total number of consultations in the same area during the specified time period.