

WASH & HEALTH Integration , RAKHINE STATE  
(July - September 2023)

HEALTH

**Source of information**  
The information of acute watery diarrhea and influenza like illness are received from Rakhine Early Warning, Alert and Response System (EWARS). Note that real-time EWARS monitoring is practiced, and that necessary actions are independent of this analysis.

Detailed information for standard operating procedure - <http://bit.ly/33tBDiX> and database manual - <http://bit.ly/36ghfN>

Formula for proportional morbidity: Numerator is the number of acute watery diarrhea cases (OR) number of Influenza like illness (new cases only) divided by the denominator of total number of consultations in the same area during the specified time period.

**Contact Us:**  
**Dr Ann Fortin**  
Health Cluster Coordinator  
[afortin@who.int](mailto:afortin@who.int)  
WHO Yangon Office

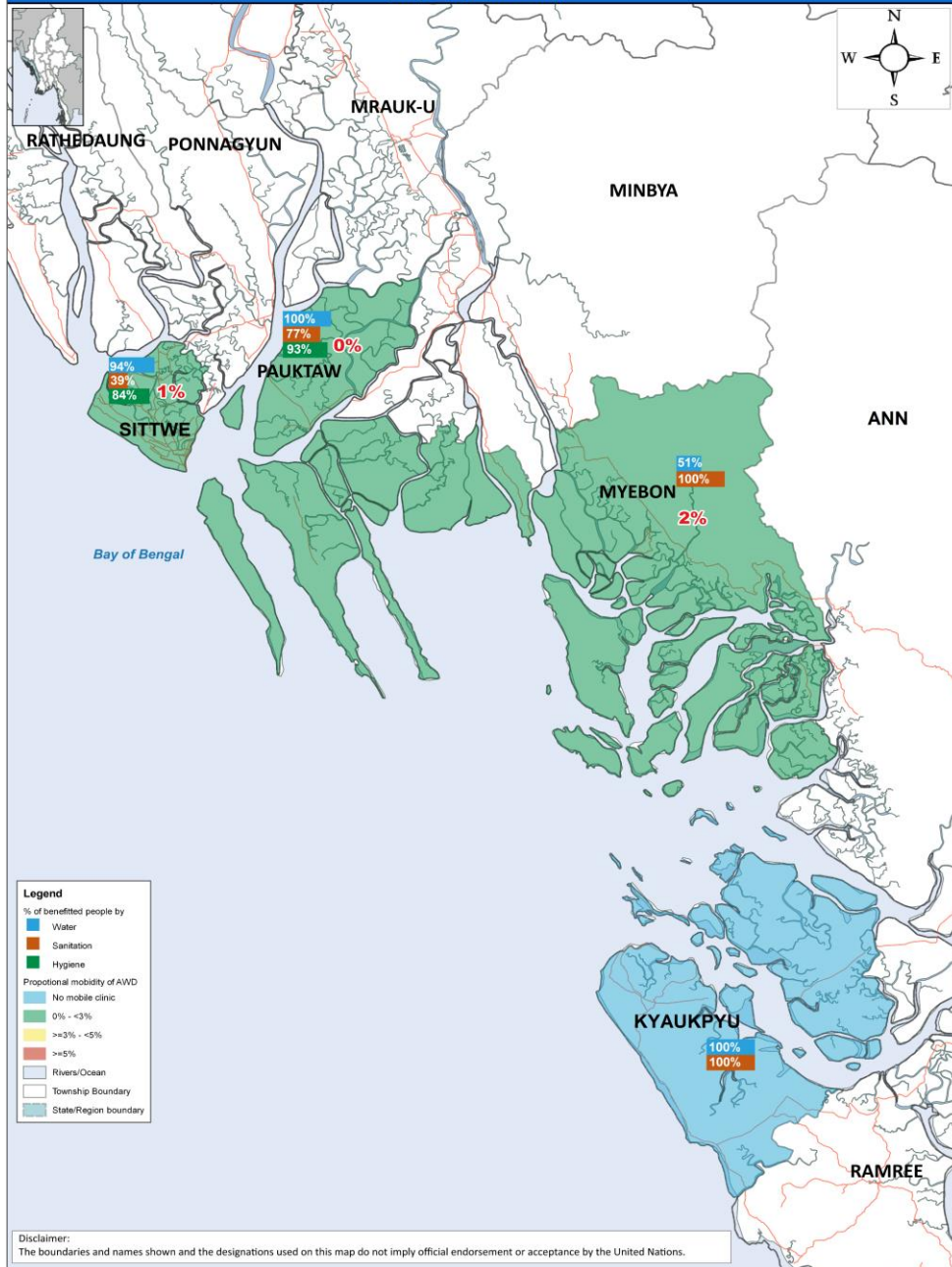
**Hedi ben Mustapha**  
Health Cluster | Information Management Officer  
[benhe@who.int](mailto:benhe@who.int)  
Skype: live:13290cbdbb90a07e  
WHO Yangon Office

WASH

**Source of information**  
The information is coming form WASH partners' quarterly 4W report.  
For more detail information : Follow the link:  
[https://drive.google.com/open?id=0B\\_b4O8K5B0rKa2Y3dF9sU1dUeTg](https://drive.google.com/open?id=0B_b4O8K5B0rKa2Y3dF9sU1dUeTg)

**Contact Us:**  
**Eyad Aldubai**  
Myanmar WASH Cluster Coordinator  
[ealdubai@unicef.org](mailto:ealdubai@unicef.org)  
UNICEF Yangon Office

**Mee Mee Thaw**  
WASH Cluster Information Management Officer,  
(+95) 0976 073 2063  
[mthaw@unicef.org](mailto:mthaw@unicef.org)  
UNICEF Yangon Office



Disclaimer:  
The boundaries and names shown and the designations used on this map do not imply official endorsement or acceptance by the United Nations.

WASH Indicators	Definition	Corresponding 4W sub indicator	Parameter/Assumptions
Number of women, men, boys and girls benefitting from safe/improved drinking water, meeting demand for domestic purposes, at minimum/agreed standards	<b>Safe water:</b> fecal coliform count of 0 organisms per 100 ml of water <b>Improved source of water:</b> type of water source that, by nature of its construction or through active intervention, is likely to be protected from outside contamination, in particular from contamination with fecal matter. <b>Domestic purposes:</b> bathing, drinking and cooking	# of functional improved water sources (Handpump) in the site operating at the end of the reporting period # of functional improved water sources (tapstand/hand dug well) in the site operating at the end of the reporting period # of people who received safe drinking water (through household water filters or centralized water treatment system) # of litres of water supplied by water boating/trucking during water scarcity to total population in the site period	<b>Improved water sources:</b> tapstand/Hand dug well <b>400</b> PPL, Hand Pump <b>500</b> PPL, Tank, Water Boating/Trucking, Distribution System (max: 15L/P/D, min 5-7.5L/P/D : 8 hr tapstand open,
Number of targeted women, men, boys and girls benefitting from a functional excreta disposal system, reducing safety/public health/environmental risks	<b>Functioning excreta disposal system:</b> system which leads to safe disposal of excreta, so that it does not contaminate the environment, water, food or hands, is essential for ensuring a healthy environment and for protecting personal health.	# of functional adult latrines that meet design requirements in the site operating during reporting period # of functional children latrines that meet design requirements in the site operating during reporting period # of persons with disabilities with adapted sanitation option	Camp: 20people : 1latrine
Number of targeted women, men, boys and girls benefitting from timely and/or adequate and/or tailored personal hygiene items and receiving appropriate/ community tailored messages that enable health seeking behavior		# of people (men) receiving consultation, hygiene promotion messages and sessions during reporting period # of people (women) receiving consultation, hygiene promotion messages and sessions during reporting period # of people (boys) receiving consultation, hygiene promotion messages and sessions during reporting period # of people (girls) receiving consultation, hygiene promotion messages and sessions during reporting period # of affected households receiving a sufficient quantity of soap during the reporting period # of affected women and girls receiving a sufficient quantity of sanitary pads during the reporting period	# of people receiving consultation, hygiene promotion messages and sessions during reporting period (OR) # of people receiving basic Hygiene items

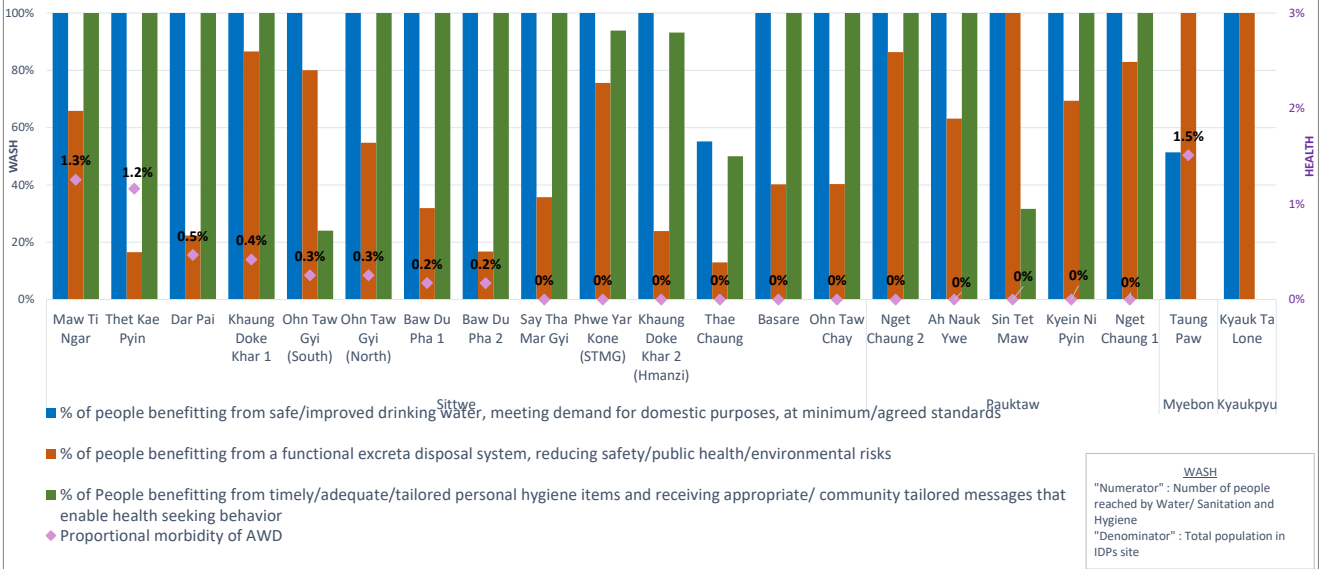
RAKHINE STATE - IDP sites (2023 - Qtr 3 - HEALTH & WASH Integrated Analysis, July- September 2023)

WATER, SANITATION AND HYGIENE

HEALTH

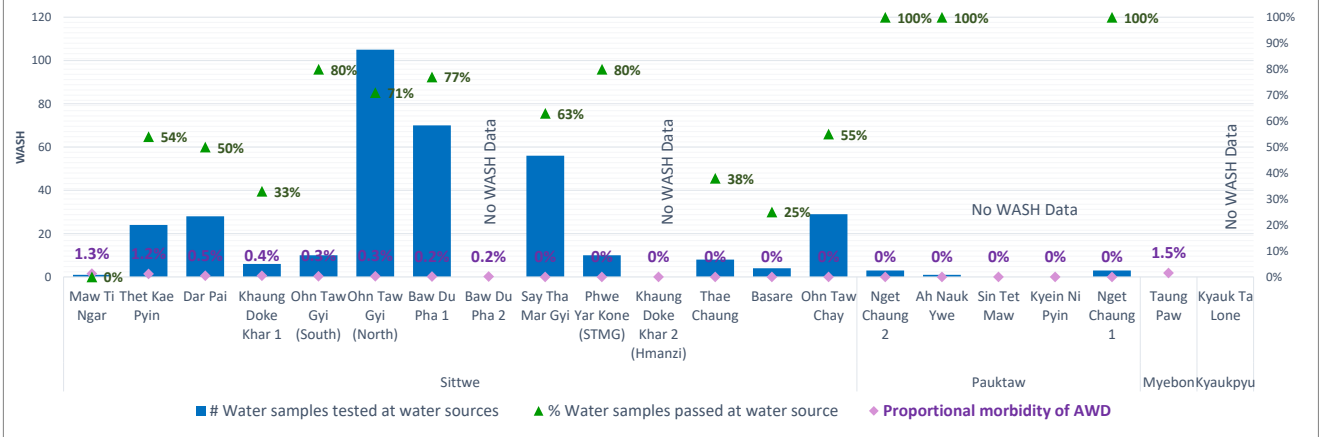
Township	Total Sites	Total PoP	# of people benefitting from safe/improved drinking water, meeting demand for domestic purposes, at minimum/agreed standards	# of people benefitting from a functional excreta disposal system, reducing safety/public health/environmental risks	# of People benefitting from timely and/or adequate and/or tailored personal hygiene items and receiving appropriate/ community tailored messages that enable health seeking behavior	Total consultations	Cases of Acute watery diarrhea	Proportional morbidity of AWD
Kyaukpyu	1	1,086	1,086	1,086	-			
Myebon	1	2,920	1,500	2,920	-	331	5	1.5%
Pauktaw	5	26,173	26,173	20,276	24,218	6,151	-	0.0%
Sittwe	14	104,315	98,430	40,857	87,942	25,627	157	0.6%
<b>Grand Total</b>	<b>21</b>	<b>134,494</b>	<b>127,189</b>	<b>65,139</b>	<b>112,160</b>	<b>32,109</b>	<b>162</b>	<b>0.5%</b>

WASH & Health Integrated Analysis by IDPs Site

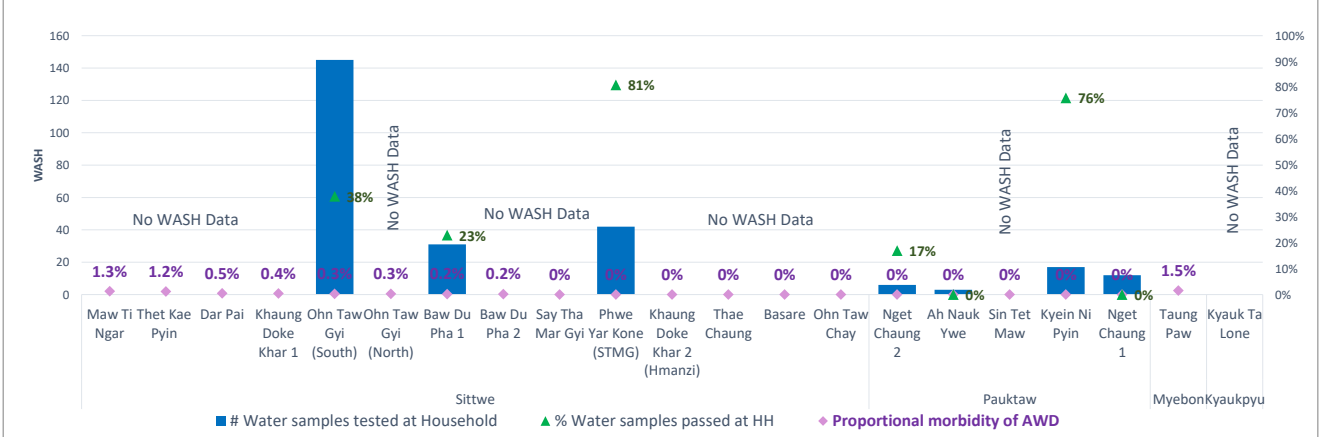


WASH  
 "Numerator": Number of people reached by Water/ Sanitation and Hygiene  
 "Denominator": Total population in IDPs site

Water Quality Testing at Water Sources & Proportional morbidity of AWD

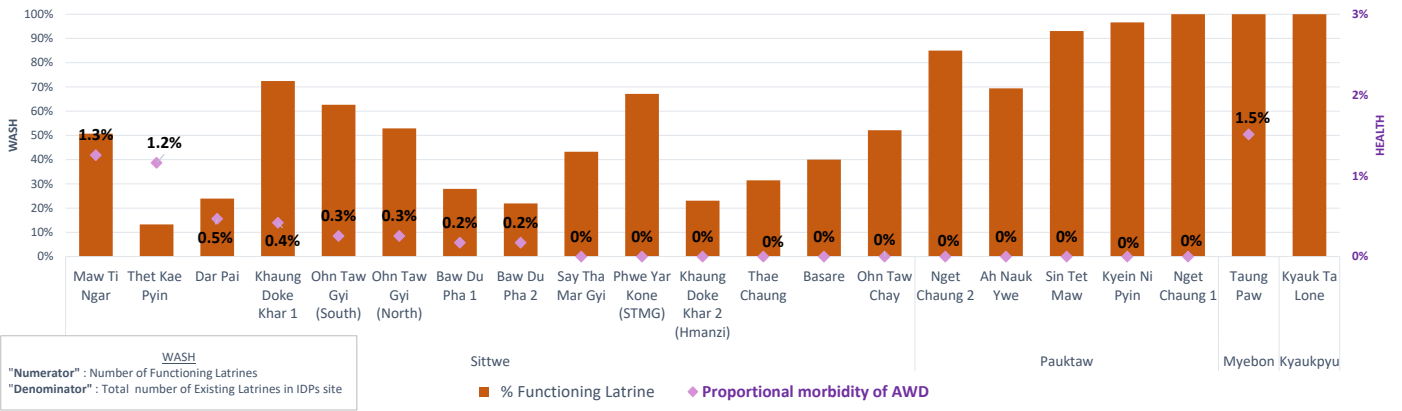


Water Quality Testing at Household & Proportional morbidity of AWD

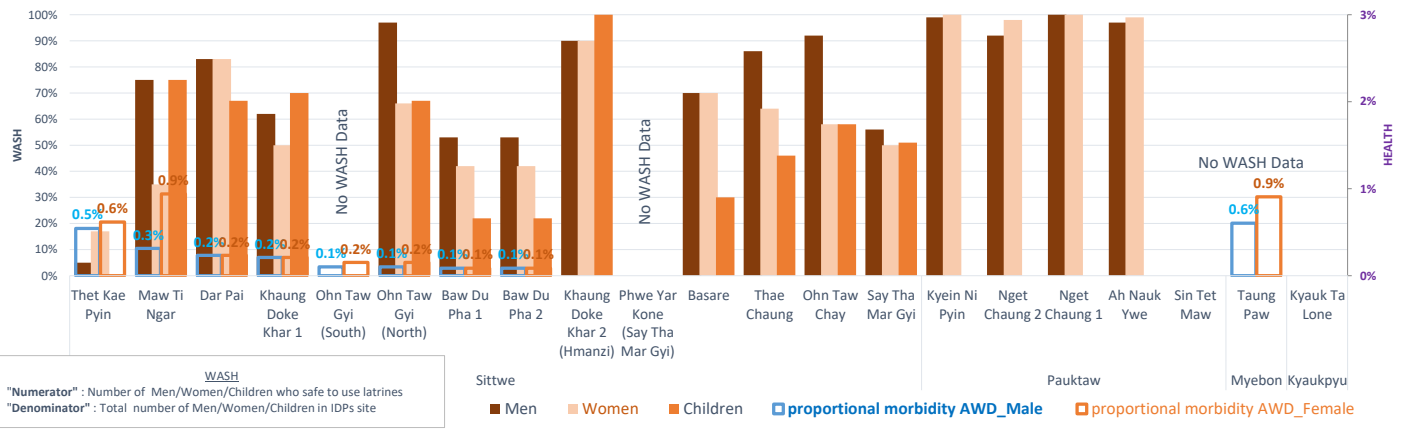


RAKHINE STATE - IDP sites (2023 - Qtr 3 - HEALTH & WASH Integrated Analysis, July- September 2023)

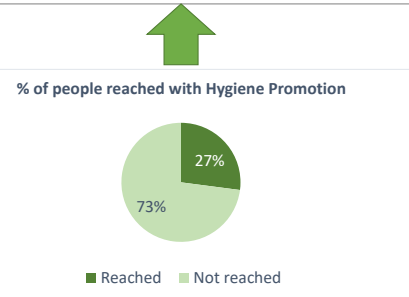
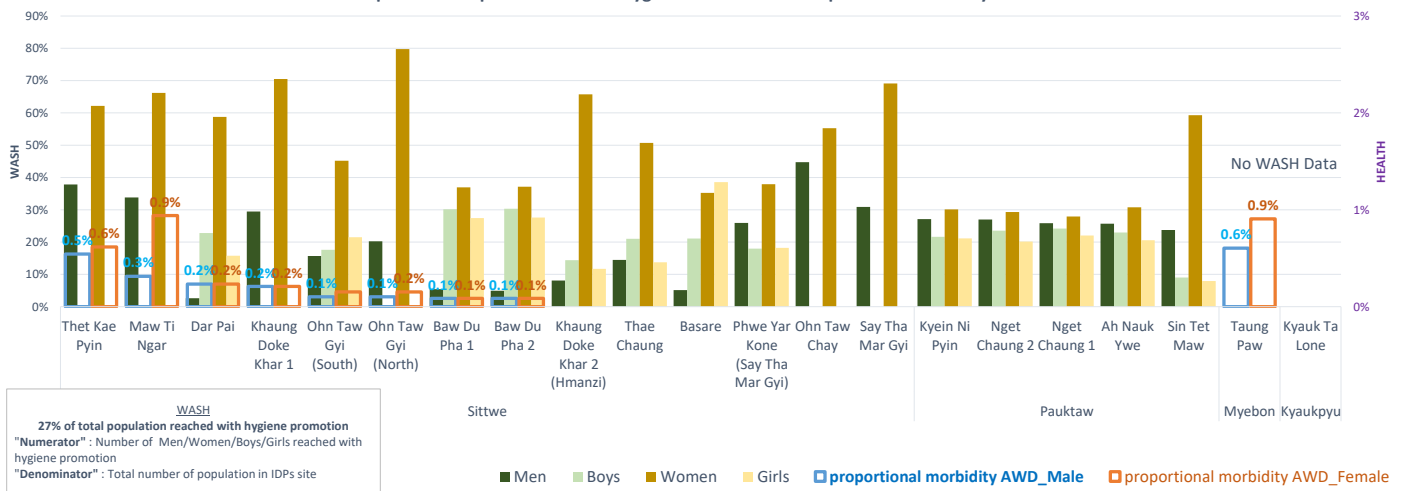
% of Functioning Latrine & Proportional morbidity of AWD



% of People safe to use latrines (at day/night) & Proportional morbidity of AWD



Proportional People reached with Hygiene Promotion & Proportional morbidity of AWD



HEALTH

Source of information  
 The information of acute watery diarrhea and influenza like illness are received from Rakhine Early Warning, Alert and Response System (EWARS). Note that real-time EWARS monitoring is practiced, and that necessary actions are independent of this analysis.

Detailed information for standard operating procedure - <http://bit.ly/33tBDiX> and database manual - <http://bit.ly/36ghfN>

Formula for proportional morbidity: Numerator is the number of acute watery diarrhea cases (OR) number of influenza like illness (new cases only) divided by the denominator of total number of consultations in the same area during the specified time period.