

# MYANMAR SOUTH EAST - EMERGENCY OVERVIEW MAP

Number of people displaced in South East since Feb 2021 and remain displaced

AS OF 01 August 2022

## WEEKLY HIGHLIGHTS

In the South-East, the number of IDPs decreased slightly from 273,600 last week to 273,100 this week.

Kayin State recorded the highest number of IDPs with 83,900 displaced people - representing 31% of the total displaced population in the South-East. Some 1,500 IDPs were verified including 390 people within Kawkaik Township as well as towards Kyainseikgyi Township. It is worth noting that about 220 IDPs from Myawaddy Township were displaced to Thailand's Tak province due to fighting in the area.

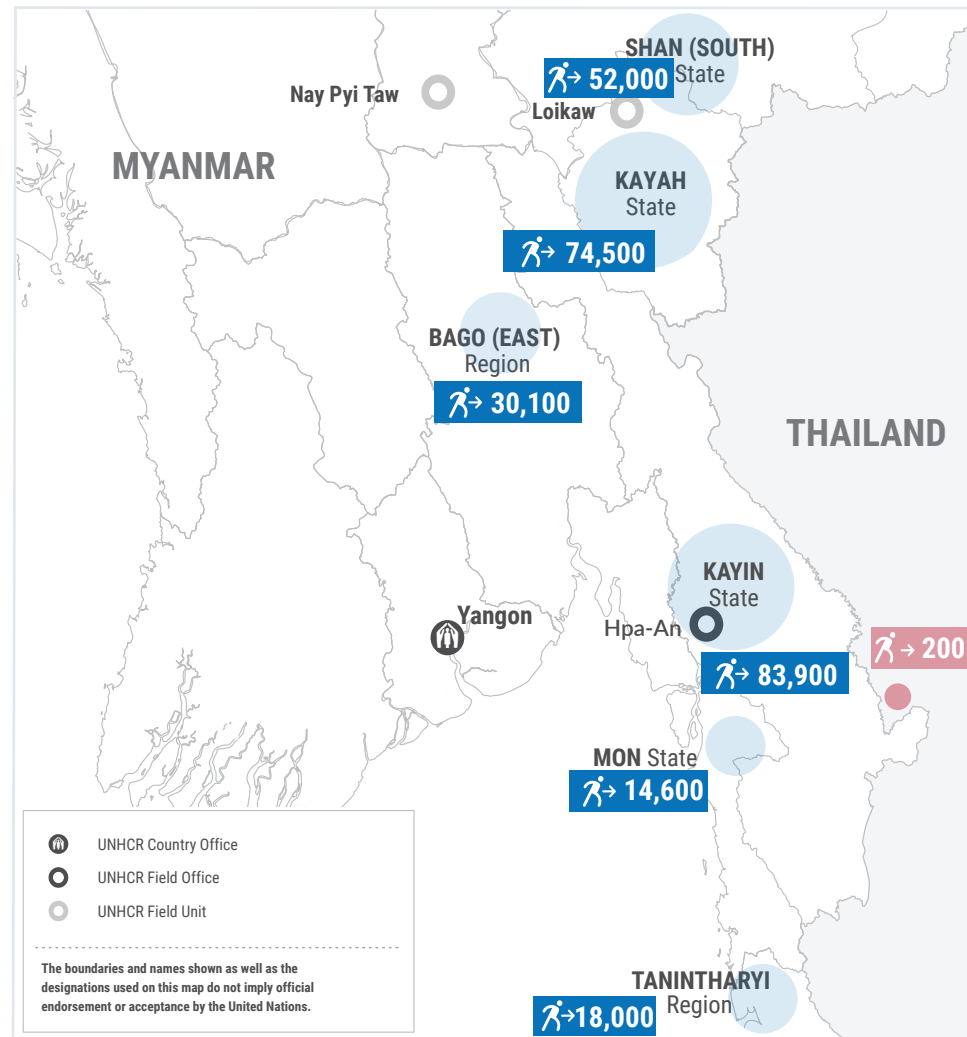
In addition, about 390 IDPs originating from Hpapun Township who were displaced in previous months were verified in in Myaing Gyi Ngu, Hlaingbwe Township. Some 640 people were also displaced towards Kamamaung town in April 2022.

In Mon State, the situation remains volatile. While 7,000 IDPs in Thaton Township returned to their villages of origin within the township, a reported increase in clashes and shelling in Kyaikh-to Township resulted in the displacement of more than 5,000 people from about 30 villages. The exact number and locations are currently being verified.

A similar trend was observed in Tanintharyi Region with the return of IDPs alongside new displacements. Around 320 people from Palaw Township were displaced within the township, while 260 IDPs in the same township returned to their places of origin.

 **273,300** <sup>(2)</sup>

People who are estimated to be displaced by conflict in SE Myanmar (as of 01 Aug 2022).

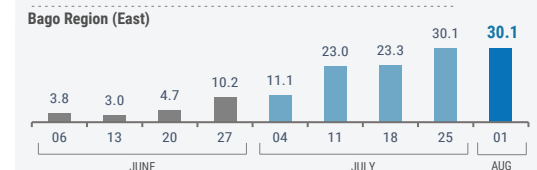
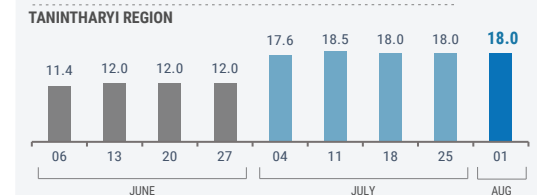
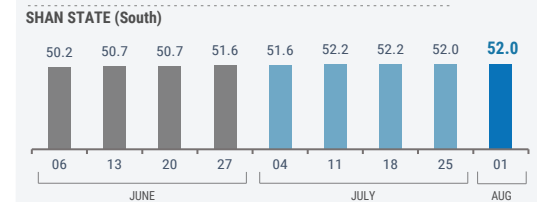
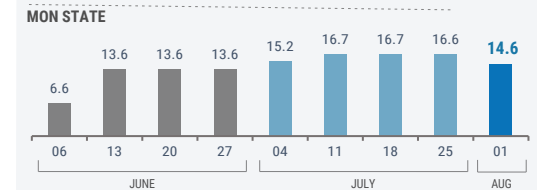
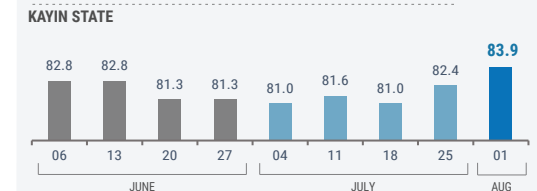
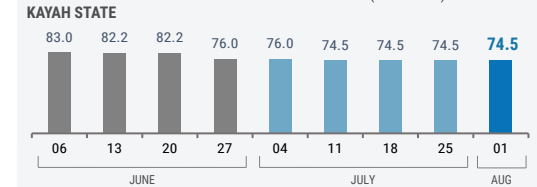


<sup>(1)</sup> Numbers are rounded to the nearest hundred by state.

## WEEKLY DISPLACEMENT FIGURES<sup>(2)</sup>

BY STATE/REGION (06 JUN - 01 AUG)

(thousands)



## WEEKLY DISPLACEMENT FIGURES<sup>(1)</sup>

SOUTH-EAST (06 JUN - 01 AUG 2022)

(thousands)

