



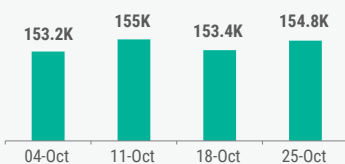
The boundaries and names shown and the designations used on this map do not imply official endorsement or acceptance by the United Nations.

SE WEEKLY FIGURES⁽¹⁾



Total number of people estimated to be displaced by conflict in South East across October.

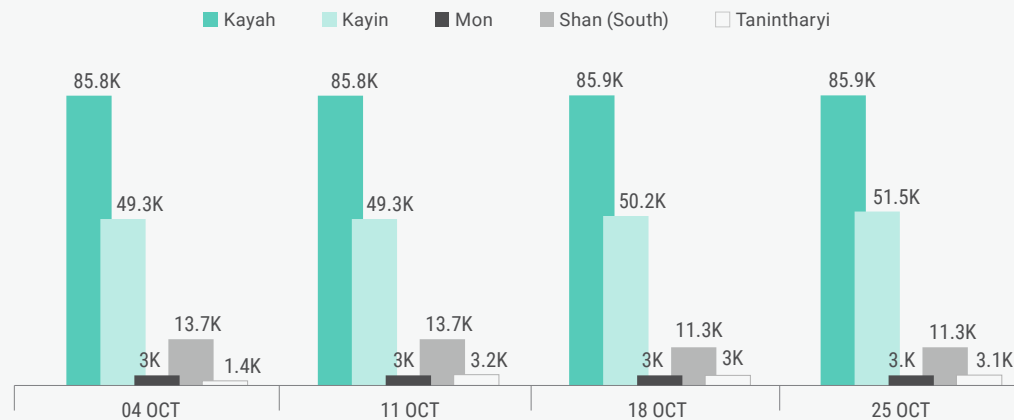
04 October	11 October
153,200	155,000
18 October	25 October
153,400	154,800



⁽¹⁾ Numbers are rounded to the nearest hundred.

SE WEEKLY HIGHLIGHTS

SE Estimated Displacement Figures by State/Region⁽¹⁾ (October 2021)



The number of persons displaced by conflict since post-1 February in **SE MYANMAR** remained stable during the month of October, hovering between 153,000 and 155,000. While new displacements have been observed in some areas, returns were observed in others.

KAYAH STATE constitutes the largest proportion of displacements in the SE due to continued armed clashes between civilian resistance forces and Myanmar Armed Forces (MAF). The security situation remains fluid with fresh displacements recorded in Demoso, Hpruso and Loikaw TS.

In neighboring **SHAN STATE (SOUTH)**, a decrease in the number of IDPs in the reporting period was observed due to higher return figures following an improvement in the security situation.

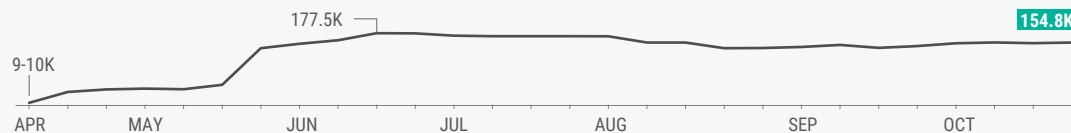
In **KAYIN STATE** and **MON STATE**, armed clashes between the Karen National Union (KNU) and security forces continued. Sporadic fighting, shelling and increased security presence triggered displacements in Kawkareik TS, Kayin State, and Kyaikhto TS, Mon State.

BAGO REGION (EAST), which is affected by similar conflict dynamics,

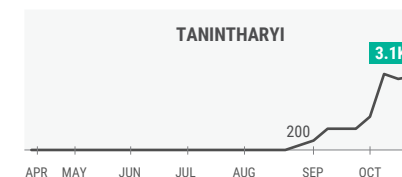
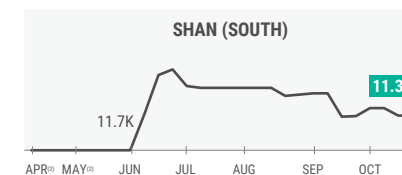
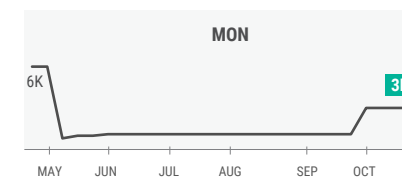
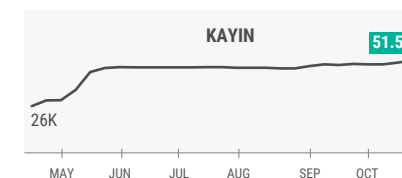
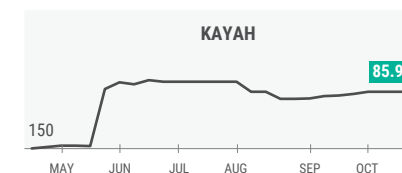
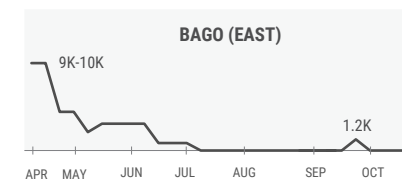
recorded returns in October following the stabilization of the security situation there.

TANINTHARYI REGION has emerged as a new flashpoint in the SE as clashes between civilian resistance forces and security forces erupt, particularly in Thayetchaung TS where sporadic fighting has taken place since 28 September. Displacements were also reported in Palaw TS due to clashes and increased security presence, while small scale returns were recorded in Yebyu TS following the stabilization of the area.

SE Displacement Trend⁽¹⁾ (Post-1 Feb - 25 Oct)



SE Displacement Trend (Post-1 Feb - 25 Oct)



⁽²⁾ Data being gathered or included in Kayah.