

MYANMAR

HUMANITARIAN RESPONSE PLAN 2022

QUARTER THREE DASHBOARD (JAN - SEP 2022)

OVERVIEW

The third quarter of 2022 saw a continuation of deadly threats to the safety and wellbeing of people in conflict areas and additional economic pressures due to surging inflations. High intensity conflict persisted, particularly in the Northwest and Southeast. In Rakhine, the renewed fighting between the Arakan Army and Myanmar Armed Forces further intensified over the reporting period with severe impact on humanitarian access to people in need. As a result, an additional 240,000 people fled their homes nationwide during the quarter. This took the number of IDPs displaced since 1 February 2021 beyond 1 million and the total number of people displaced close to 1.4 million. Displaced people continue to experience high to extreme levels of vulnerability. At the same time, the combined economic, humanitarian,

human rights and political crises further eroded the resilience of other crisis-affected people.

The humanitarian operational space continued to shrink amidst ongoing conflict, insecurity, and other bureaucratic access constraints. The safety of humanitarians and frontline workers is increasingly under threat. Against this backdrop, humanitarian partners continue to explore alternative approaches to deliver desperately needed assistance. Local partners are now the backbone of the response and Q3 saw a further increase in the number of organizations coordinating their response through the cluster system from 177 in Q2 to 219 - the direct result of a scale-up in cluster coordination efforts, with a particular focus on hard-to-reach areas.

KEY ACHIEVEMENTS BY CLUSTER

| CLUSTER | PEOPLE IN NEED | PEOPLE TARGETED | PEOPLE REACHED | WOMEN | % CHILDREN, ADULTS, ELDERLY (<18yrs, 18-59yrs, 60+yrs) | FUNDING REQUIRED (US\$) | FUNDING RECEIVED (US\$) ¹ |
|-----------------------|----------------|-----------------|-----------------|------------|---|-------------------------|--------------------------------------|
| EDUCATION | 5.4M | 1.4M | 39% 542K | 51% | 87% 13% 0% | 91M | 8% 8.1M |
| FOOD SECURITY | 13.2M | 4.1M | 83% 3.4M | 48% | 34% 55% 6% | 286M | 27% 77.2M |
| HEALTH | 2.5M | 1.4M | 34% 488K | 55% | 32% 60% 8% | 79M | 25% 19.6M |
| NUTRITION | 2.1M | 1.0M | 16% 168K | 67% | 65% 35% 0% | 61M | 9% 5.6M |
| PROTECTION | 9.4M | 2.0M | 53% 1.1M | 51% | 35% 57% 8% | 116M | 12% 14.1M |
| Child Protection | 4.8M | 1.5M | 43% 657K | 51% | 35% 57% 8% | | |
| Gender Based Violence | 5.8M | 1.1M | 62% 680K | 51% | 35% 57% 8% | | |
| Mine Action | 1.8M | 0.4M | 32% 124K | 51% | 35% 57% 8% | | |
| SHELTER/NFI/CCCM | 1.7M | 0.6M | 67% 414K | 51% | 35% 57% 8% | 50M | 15% 7.5M |
| WASH | 5.5M | 2.1M | 43% 904K | 51% | 38% 55% 8% | 135M | 9% 11.8M |
| COORDINATION | | | | | | 8M | 100% 8M |
| CLUSTER NOT SPECIFIED | | | | | | | 61M |
| TOTAL | 14.4M | 6.2M | 63% 3.9M | 53% | 36% 58% 6% | 826M | 26% 218.4M |

Note: (1) Based on FTS records as of 30 September 2022.

For more information, please visit www.unocha.org | <https://reliefweb.int/country/mmr> | <https://www.facebook.com/OCHAMyanmar>



14.4 MILLION
PEOPLE IN NEED



6.2 MILLION
PEOPLE TARGETED

3.9 MILLION (63%)
PEOPLE REACHED IN 2022



\$826 MILLION
FUNDING REQUIRED

\$218.4 MILLION (26%)
RECEIVED IN 2022



219
PARTNERS

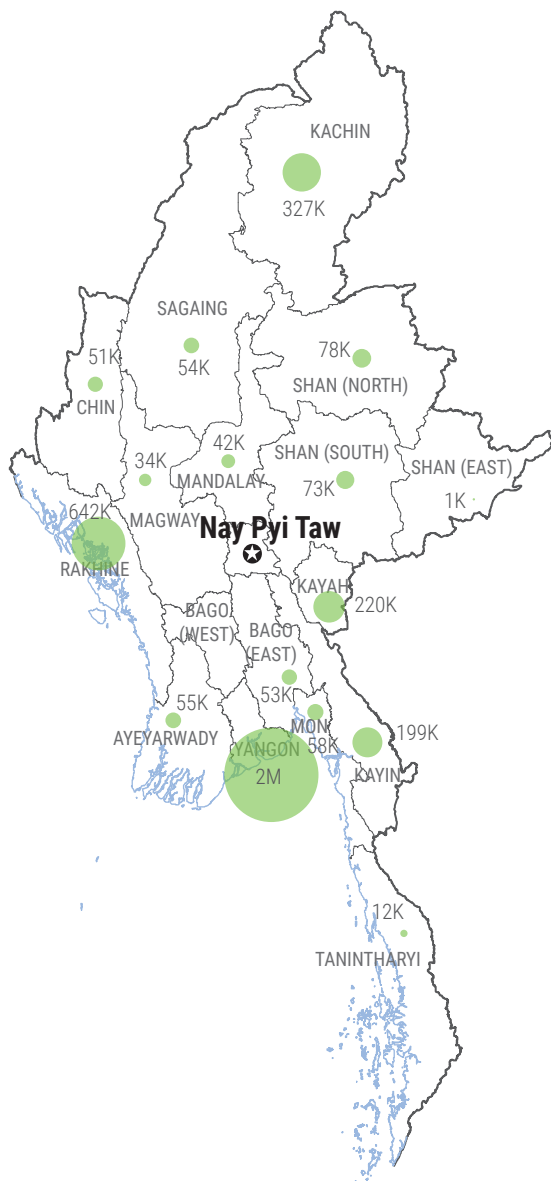
STRATEGIC OBJECTIVES

- Lives are saved and the overall health and mental and physical wellbeing of people affected by conflict and natural disaster is improved through timely and integrated assistance
- Living standards of vulnerable people of all genders and diversities are improved and their resilience is strengthened
- Protection risks are mitigated, protection needs are monitored and met, and respect for International Humanitarian Law (IHL) is promoted

MYANMAR: HUMANITARIAN RESPONSE PLAN 2022

QUARTER THREE DASHBOARD (JAN - SEP 2022)

PEOPLE REACHED BY STATE/REGION



The boundaries and names shown and the designations used on this map do not imply official endorsement or acceptance by the United Nations.

Since January 2022, humanitarian partners reached nearly 3.9 million people, which equates to 63 per cent of the annual target (6.2 million). More than half of those (2 million) are vulnerable people living in Yangon who received food assistance. More than 650,000 IDPs have also been reached since the start of the year. While access remains heavily constrained, partners are gradually expanding operations in hard-to-reach areas in the Northwest and Southeast. The number of people reached in these two areas was up 61 per cent and 20 per cent respectively since Q2. Kachin and Rakhine also witnessed a robust scale-up in assistance (people reached was up 40 per cent and 42 per cent respectively). Finally, the Education, Protection and Shelter Clusters succeeded in reaching significantly more people in Q3 – up 73 per cent, 60 per cent and 50 per cent respectively. However, this support is still not as deep or multi-sectoral as planned because of severe access constraints, especially in

KEY FIGURES BY POPULATION GROUP

Internally displaced people (IDPs)



556K people in need
556K people targeted
654K people reached

Returned, resettled and locally integrated IDPs



74K people in need
50K people targeted
29K people reached

Non-displaced stateless people



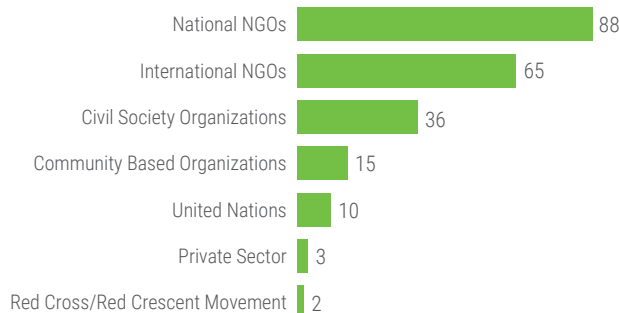
470K people in need
386K people targeted
297K people reached

Vulnerable people with humanitarian needs



13.3M people in need
5.2M people targeted
2.9M people reached

HUMANITARIAN PARTNERS BY TYPE

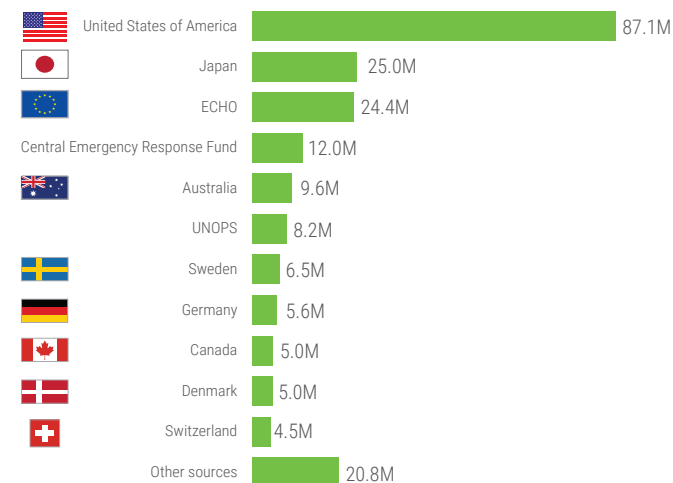


conflict areas where needs are most severe. It should be noted that response numbers are based on reporting by partners to clusters and there is likely to be significant underreporting by local organizations.

The HRP remains desperately underfunded with only 26 per cent of requirements received by the end of Q3 according to the Financial Tracking Service. With the end of the year approaching, humanitarian partners have had to prioritize lower-cost life-saving and critical activities and many needs have gone unaddressed.

Despite the challenging and often unsafe operating environment, humanitarian partners remain committed to staying and deliver throughout the remainder of 2022, but they will require increased funding, access, and removal of bureaucratic obstacles to do their life-saving work.

FUNDING BY DONOR AS OF 30 SEPTEMBER 2022 (us\$)



HUMANITARIAN PARTNERS

