

# MYANMAR

## HUMANITARIAN RESPONSE PLAN 2023

QUARTER THREE DASHBOARD (JAN - SEP 2023)

### OVERVIEW

Throughout the third quarter of 2023, Myanmar continued to grapple with a deepening humanitarian crisis marked by ongoing conflict, monsoon floods, and an alarming spread of explosive ordnance. The situation has led to unprecedented levels of displacement, extensive property damage, and the pervasive threat of landmines, especially in the Northwest and Southeast. By the end of the reporting period, close to 2 million people were internally displaced, facing elevated risks from high intensity conflict while navigating unfamiliar areas often contaminated by landmines and other explosive remnants of war. Displaced people continued to experience high to extreme levels of vulnerability with many living in informal sites without proper shelter or services. Many people are facing repeated displacement, depleting their resources with every movement. Pressure for the premature return of displaced people to their places of origin or third locations remains intense in some areas. In addition, severe monsoon weather exacerbated the situation, triggering floods mainly in the Northwest and Southeast, resulting in the destruction of civilian infrastructure and heightened needs.

Notwithstanding the above-mentioned formidable challenges, both local and international humanitarian partners have demonstrated resilience and commitment to staying and delivering, scaling up and adapting their efforts to address deepening needs. Over the first 9 months of 2023, these efforts resulted at least 2.5 million people receiving some form of assistance – a testament to the dedication of the 226 operational partners in Myanmar (up from 164 at the mid-year point). However, this assistance is not as deep, sustained, or multi-sectoral as planned and represents only half of the 5 million people prioritized for assistance. Access and administrative restrictions continued to pose significant obstacles, causing delays and postponements in relief efforts, exacerbating the suffering of affected and displaced populations. Throughout the period under review, the Food Security Cluster continued to push forward with its response to needs in affected areas, accounting for the highest proportion of people reached (1.7 million), followed by the Protection Cluster (1.5 million) and Education Cluster (1.1 million). The figures are based on self-reporting by partners and, while there has been an improvement in the number of organizations sharing information, some responses are still likely to be missed.

### KEY ACHIEVEMENTS BY CLUSTER

CLUSTER	PEOPLE IN NEED	PEOPLE TARGETED	PEOPLE REACHED	WOMEN	% CHILDREN, ADULTS, ELDERLY (<18yrs, 18-59yrs, 60+yrs)	FUNDING REQUIRED (US\$)	FUNDING RECEIVED (US\$) <sup>1</sup>
EDUCATION	3.8M	1.5M	74% 1.1M	53%	92%   8%   0%	93M	7% 6M
FOOD SECURITY	15.2M	2.6M	65% 1.7M	51%	32%   57%   11%	218M	25% 54M
HEALTH	10M	2.5M	28% 697K	66%	27%   66%   7%	118M	19% 22M
NUTRITION	2.2M	590K	59% 349K	67%	75%   25%   0%	52M	19% 10M
PROTECTION	11.5M	2.1M	59% 1.5M	51%	35%   57%   8%	145M	24% 34M
Child Protection	5.3M	1.1M	61% 704K	51%	35%   57%   8%		
Gender Based Violence	7.7M	868K	36% 405K	51%	35%   57%   8%		
Mine Action	11.4M	2.1M	10% 245K	51%	35%   57%   8%		
SHELTER/NFI/CCCM	3M	1.2M	64% 781K	52%	35%   55%   10%	124M	28% 35M
WASH	5.2M	1.6M	52% 855K	52%	37%   55%   8%	128M	8% 10M
COORDINATION AND COMMON SERVICES						9M	79% 7M
CLUSTER NOT SPECIFIED							66M
<b>TOTAL</b>	<b>17.6M</b>	<b>5M</b>	<b>51% 2.5M</b>	<b>52%</b>	<b>47%   44%   9%</b>	<b>887M</b>	<b>28% 245M</b>

Note: (1) Based on FTS records as of 30 Sep 2023.

For more information, please visit [www.unocha.org](https://www.unocha.org) | <https://reliefweb.int/country/mmr> | <https://www.facebook.com/OCHAMyanmar>



**17.6 MILLION**  
PEOPLE IN NEED



**5 MILLION**  
PEOPLE TARGETED  
(2023HRP + Flash Appeal)

**2.5 MILLION (51%)**  
PEOPLE REACHED AS OF 30 SEP  
(2023HRP + Flash Appeal)



**\$886.7 MILLION**  
FUNDING REQUIRED

**\$245.2 MILLION (28%)**  
RECEIVED AS OF 30 SEP



**226**  
PARTNERS

### STRATEGIC OBJECTIVES

- Protection risks and needs are identified, monitored, mitigated, and met for 2.1 million people, while the centrality of protection is upheld across the humanitarian response including through promotion of respect for human rights, international humanitarian law and humanitarian principles
- Suffering, morbidity, and mortality is prevented or reduced among 3.1 million displaced, returned, stateless and other crisis-affected people experiencing or at risk of food insecurity, malnutrition, and health threats
- At least 2 million displaced, returned, stateless and other crisis-affected people have safe, tailored, timely and dignified access to the essential services and support to ensure their survival and prevent deterioration of their humanitarian needs

# MYANMAR: HUMANITARIAN RESPONSE PLAN 2023

## QUARTER THREE DASHBOARD (JAN - SEP 2023)

The geographical coverage of the response is aligned with the prioritization of the most vulnerable groups including IDPs, returnees, resettled and locally integrated IDPs, and non-displaced stateless people. Partners collectively reached 51 per cent of the annual targets for these population groups. Already as of Q3, the response has exceeded the number of displaced people reached (810k) in the whole of 2022 (748k) reflecting the operation's increased prioritization towards this vulnerable group.

Despite multiple constraints and impediments, partners prioritized and scaled up responses across some of the worst-hit areas in the Northwest (Chin, Magway, Mandalay and Sagaing – 30% of target reached), Northeast (Kachin and northern Shan – 91% of target reached), Rakhine, and the Southeast (Bago, Kayah, Mon, eastern/southern Shan, and Tanintharyi – 53% of target reached). The Q3 reach in the Northwest (473k) has already significantly exceeded full year reach from 2022 (269k), reflecting efforts to increase penetration in this area.

Despite the substantial efforts of operational partners and deepening needs, the 2023 HRP faced a severe funding shortfall by the end of the third quarter, with only \$245 million received out of the \$887 million required according to FTS as of 30 September. This funding gap jeopardizes the comprehensive delivery of assistance in Q4, hindering the ability to effectively address the urgent needs of the affected population. With the end of the year approaching, humanitarian actors have had to prioritize life-saving and critical activities with many needs remaining unaddressed. Urgent action is required to mobilize additional financial support and alleviate the suffering of critically vulnerable people in Myanmar. Increased funding, access and removal of bureaucratic obstacles are imperative for the humanitarian community to continue providing essential life-saving aid and support amid the multi-dimensional challenges faced by the population.

### KEY FIGURES BY POPULATION GROUP

#### Internally displaced persons (IDPs)



2.7M people in need  
1.6M people targeted  
0.8M people reached

#### Non-displaced stateless people



0.4M people in need  
447K people targeted  
264K people reached

#### Returned, resettled and locally integrated IDPs



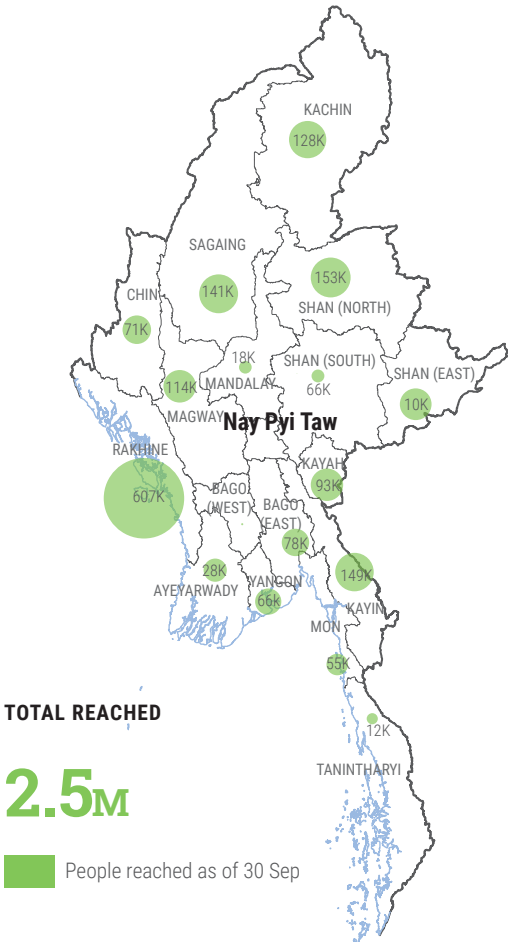
0.5M people in need  
190K people targeted  
59K people reached

#### Other crisis-affected people with humanitarian needs

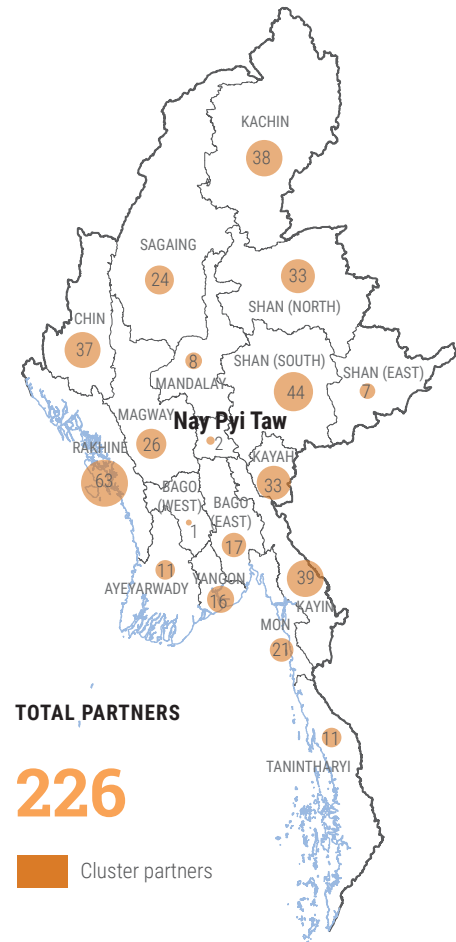


14M people in need  
2.7M people targeted  
1.4M people reached

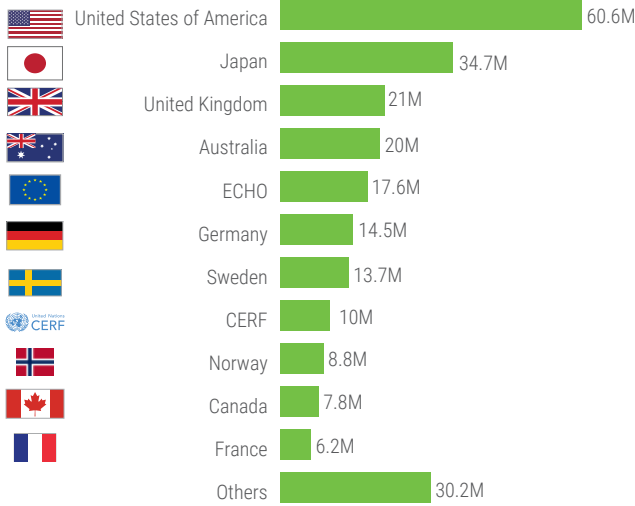
### PEOPLE REACHED BY STATE/REGION



### PARTNERS BY STATE/REGION



### FUNDING BY DONOR (US\$) as of 30 September 2023



### HUMANITARIAN PARTNERS BY TYPE

