

# MYANMAR

## HUMANITARIAN RESPONSE PLAN 2023

QUARTER ONE DASHBOARD (JAN - MAR 2023)

### OVERVIEW

The humanitarian crisis in Myanmar continued to deteriorate throughout the first quarter of 2023, marked by ongoing clashes with severe consequences for millions of civilians who are bearing the brunt of widespread insecurity, mass displacement, and limited access to critical services, including health. The ongoing conflict, worsened by spiraling inflation is disrupting livelihood activities and depleting coping mechanisms, with more Myanmar people than ever needing humanitarian assistance this year.

Between January and March 2023 alone, the number of internally displaced people (IDPs) climbed to almost 1.8 million (as of late March) from just over 1.5 million in late December 2022, with more than 260,000 new people displaced in the first quarter of 2023 alone. The spike in displacement follows a surge of conflict during the first quarter with the Northwest and Southeast the worst affected. Humanitarian operations were also targeted or affected by conflict and bureaucratic impediments and restrictions. Between January and March,

humanitarian organizations reported about 250 access incidents across the country, impeding the delivery of vital assistance and services to conflict-affected populations particularly in the Southeast and Rakhine.

Despite the challenging operating context, humanitarian partners have continued to rapidly scale up in response to the deepening needs, reaching at least 1.2 million people during the first quarter, representing 27 per cent of the 4.5 million people targeted for assistance in 2023. Food Security accounts for the highest proportion of the reported result (close to 750,000) followed by Protection (nearly 650,000) and WASH (around 425,000), while the Education and Nutrition clusters only reached roughly 200,000 and 172,000 respectively with the lowest coverage for the first quarter. The figures are based on self-reporting by partners and while there has been an improvement in organization sharing information, some responses are still likely to be missed.

### KEY ACHIEVEMENTS BY CLUSTER

CLUSTER	PEOPLE IN NEED	PEOPLE TARGETED	PEOPLE REACHED	WOMEN	% CHILDREN, ADULTS, ELDERLY (<18yrs, 18-59yrs, 60+yrs)	FUNDING REQUIRED (US\$)	FUNDING RECEIVED (US\$) <sup>1</sup>
EDUCATION	3.8M	1.3M	15% 202K	52%	93%   7%   0%	86M	5% 4.7M
FOOD SECURITY	15.2M	2.1M	36% 748K	51%	32%   57%   11%	192M	7% 13.9M
HEALTH	10M	2.3M	16% 375K	70%	23%   72%   5%	106M	1% 0.7M
NUTRITION	2.2M	590K	29% 172K	59%	81%   19%   0%	48M	1% 0.4M
PROTECTION	11.5M	2.1M	31% 650K	51%	35%   57%   8%	124M	12% 14.4M
Child Protection	5.3M	1.1M	13% 146K	51%	35%   57%   8%		
Gender Based Violence	7.7M	868K	19% 163K	51%	35%   57%   8%		
Mine Action	11.4M	2.1M	5% 105K	51%	35%   57%   8%		
SHELTER/NFI/CCCM	3M	952K	37% 353K	51%	35%   57%   8%	88M	0% -
WASH	5.2M	1.6M	26% 426K	51%	37%   55%   8%	112M	0.4% 0.5M
COORDINATION AND COMMON SERVICES						7M	88% 6.2M
CLUSTER NOT SPECIFIED							25M
<b>TOTAL</b>	<b>17.6M</b>	<b>4.5M</b>	<b>27% 1.2M</b>	<b>56%</b>	<b>35%   57%   8%</b>	<b>764M</b>	<b>9% 65.5M</b>

Note: (1) Based on FTS records as of 31 March 2023.

For more information, please visit [www.unocha.org](http://www.unocha.org) | <https://reliefweb.int/country/mmr> | <https://www.facebook.com/OCHAMyanmar>



**17.6 MILLION**  
PEOPLE IN NEED



**4.5 MILLION**  
PEOPLE TARGETED 2023

**1.2 MILLION (27%)**  
PEOPLE REACHED IN Q1



**\$764.3 MILLION**  
FUNDING REQUIRED

**\$65.5 MILLION (9%)**  
RECEIVED IN Q1



**156**  
PARTNERS

### STRATEGIC OBJECTIVES

- 1 Protection risks and needs are identified, monitored, mitigated, and met for 2.1 million people, while the centrality of protection is upheld across the humanitarian response including through promotion of respect for human rights, international humanitarian law and humanitarian principles
- 2 Suffering, morbidity, and mortality is prevented or reduced among 3.1 million displaced, returned, stateless and other crisis-affected people experiencing or at risk of food insecurity, malnutrition, and health threats
- 3 At least 2 million displaced, returned, stateless and other crisis-affected people have safe, tailored, timely and dignified access to the essential services and support to ensure their survival and prevent deterioration of their humanitarian needs

# MYANMAR: HUMANITARIAN RESPONSE PLAN 2023

## QUARTER ONE DASHBOARD (JAN - MAR 2023)

The coverage of the response reflects the prioritization of the most vulnerable groups including IDPs, returnees, resettled and locally integrated IDPs, and non-displaced stateless people with partners collectively reaching between 32 and 36 per cent of the annual targets for these population groups. The reach for the 'other crisis-affected people' population group remains much lower at 21 per cent, in line with the new emphasis of the HRP. Despite access and funding constraints, partners prioritized and marginally scaled up response across some of the worst-hit areas in Rakhine, the Southeast (Kayah and Kayin), and the Northwest (Chin) reaching between 50 and 34 per cent of the total annual HRP targets for these areas.

The HRP remains alarmingly underfunded, with only about 9 per cent of the requirements received by the end of the first quarter, according to FTS. This is despite the deepening needs, the surge in new displacements, and soaring

inflation that have further stretched the grossly insufficient resources across clusters. Most clusters have had to rely on carry-over funding from 2022 to deliver life-saving assistance and critical services during the first quarter, which is not sustainable into quarter two and leaves the response under-powered heading into the disaster season. With the HRP targeting already tightened, partners will be forced to further reduce coverage and packages of assistance if immediate and sufficient funding is not received heading into the second quarter, leaving large numbers of vulnerable households, especially newly displaced people, at risk of missing out on critical services and support. The number of operational partners, particularly local organizations delivering critical assistance increased to 156 (from 130 a year ago). Additional funding and expanded access remain critical to sustaining the ongoing scale-up of response to the deepening humanitarian crisis.

## KEY FIGURES BY POPULATION GROUP

### Internally displaced people (IDPs)



2.7M people in need  
1.6M people targeted  
0.5M people reached in Q1

### Non-displaced stateless people



0.4M people in need  
447K people targeted  
161K people reached in Q1

### Returned, resettled and locally integrated IDPs



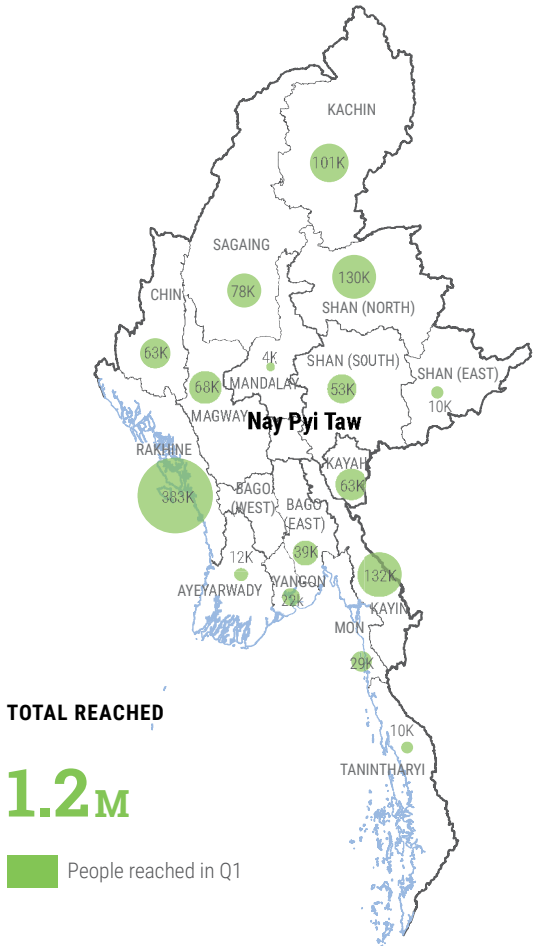
0.5M people in need  
183K people targeted  
59K people reached in Q1

### Other crisis-affected people with humanitarian needs

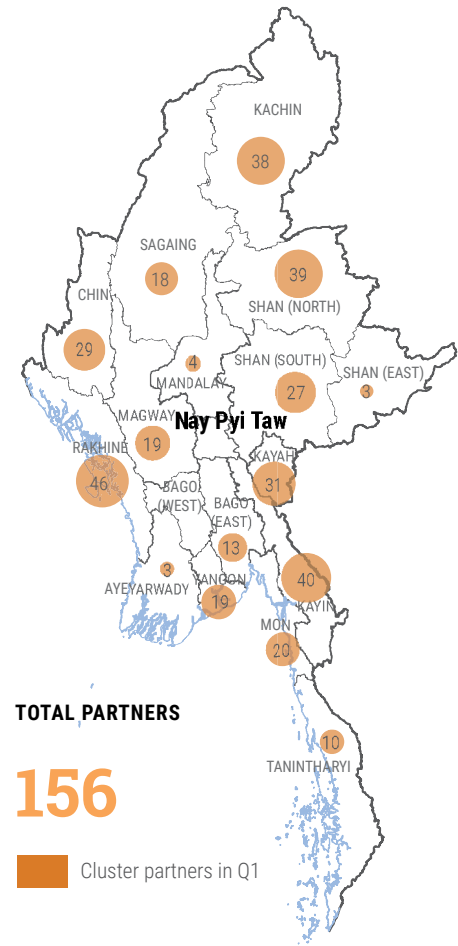


14M people in need  
2.3M people targeted  
0.5M people reached in Q1

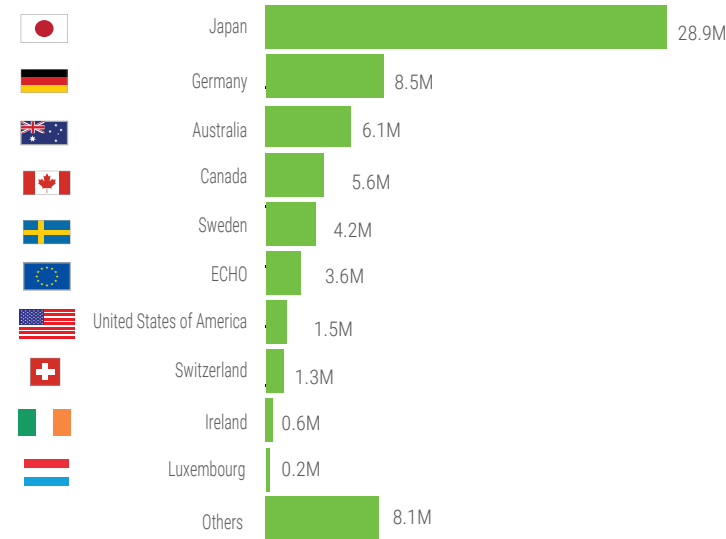
## PEOPLE REACHED BY STATE/REGION



## PARTNERS BY STATE/REGION



## FUNDING BY DONOR (US\$) as of 31 March 2023



## HUMANITARIAN PARTNERS BY TYPE

