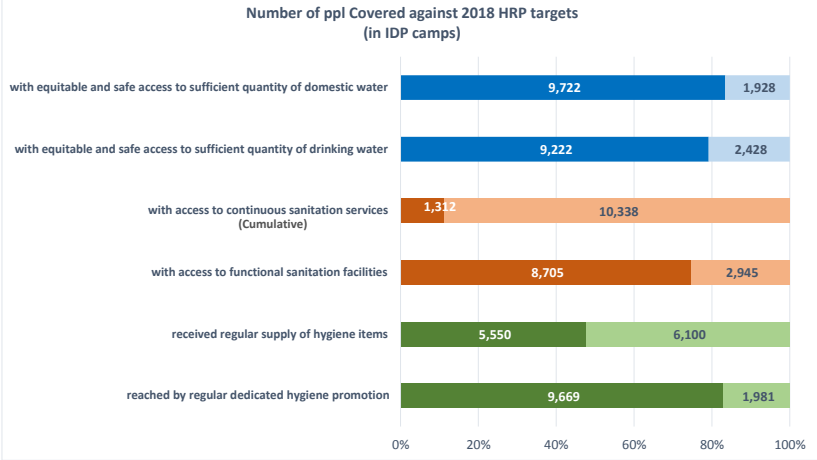
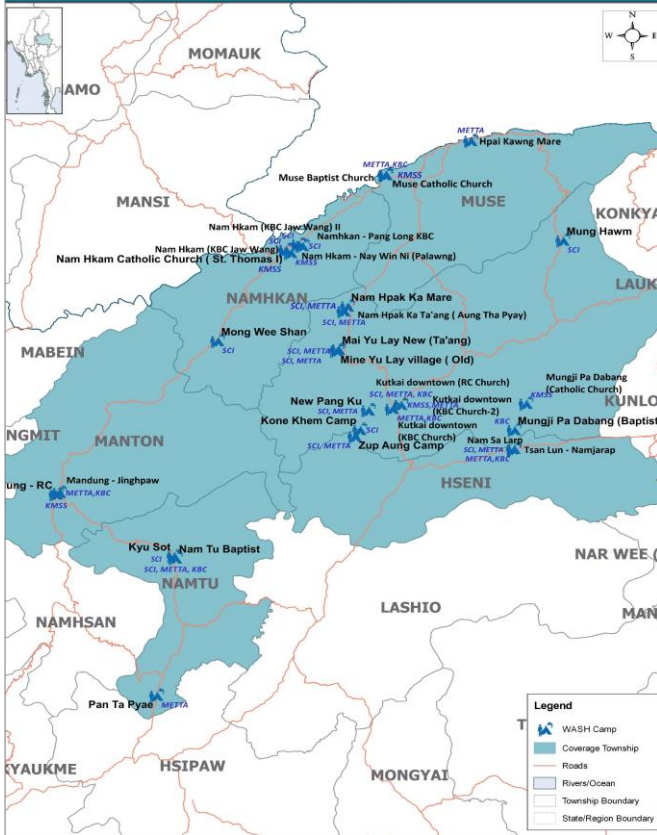
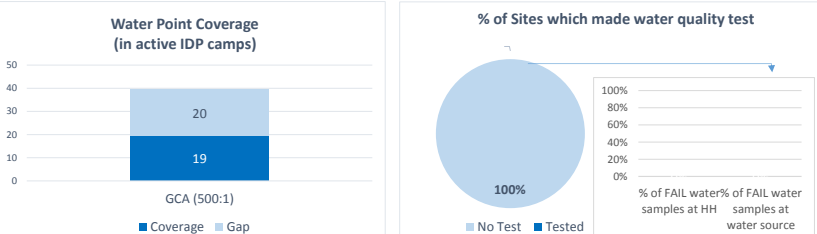


NORTHERN SHAN STATE (2018 - Qtr 4 - 4W Analysis, as of 31 December 2018)

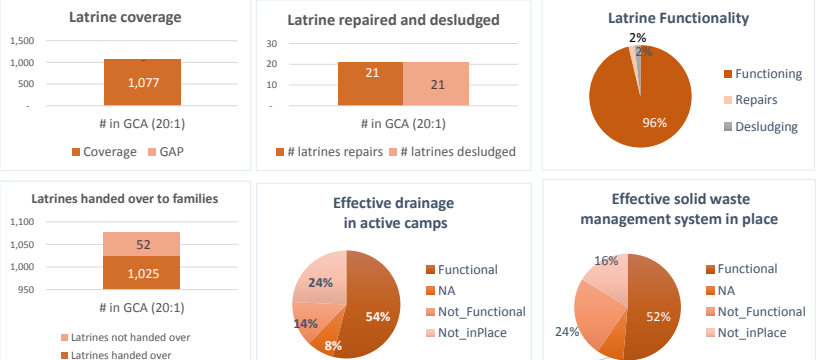
WASH Cluster 2018 Q4 4 W, NORTHERN SHAN STATE (as of 31 December 2018)



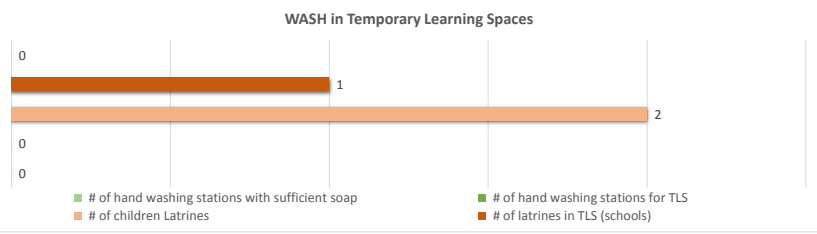
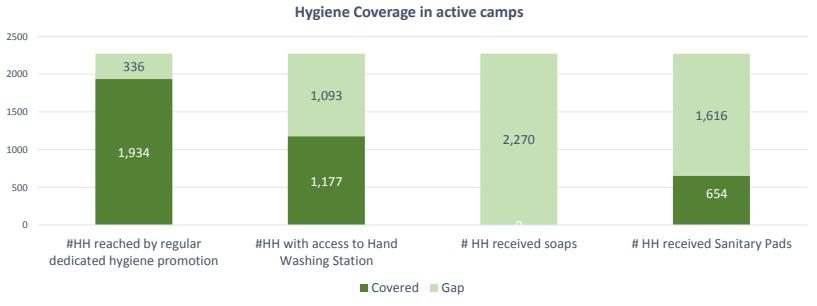
Water Quantity Water Quality



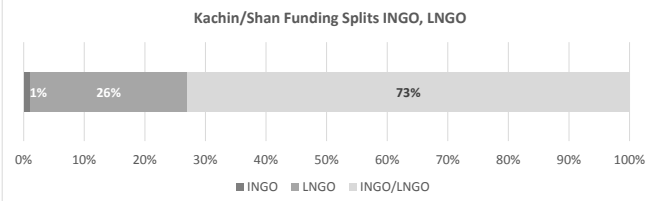
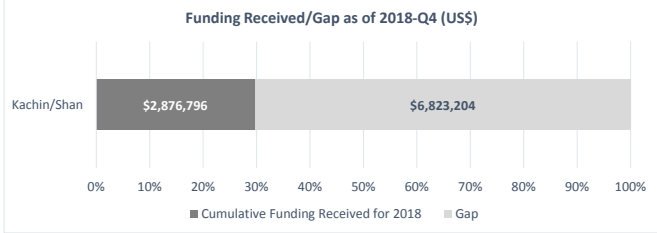
Sanitation Facilities Sanitation services



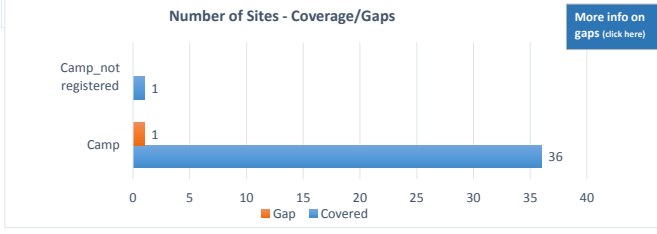
Hygiene Items



Gap in active camps / township	Partners	Total population	% Water Gap	% Sanitation Gap	% Hygiene Gap
Hseni	SCI, Metta, KBC	348	0%	5%	100%
Kutkai	KMSS, Metta, SCI, KBC	5146	10%	13%	82%
Manton	KMSS, SCI, Metta, KBC	618	0%	4%	100%
Muse	KMSS, Metta, KBC	1560	25%	25%	75%
Namhkan	KMSS, SCI	1961	0%	21%	67%
Namtu	SCI, Metta, KBC	1073	0%	6%	100%
Total (in active camps)		10,706	7%	13%	84%



DONORS: CIDA, DFID, ECHO, GFFO, HARP, Irish Aid, LDS, MHF, MoFA Lux, UNICEF, WHH -BMZ,



More info on gaps (click here)