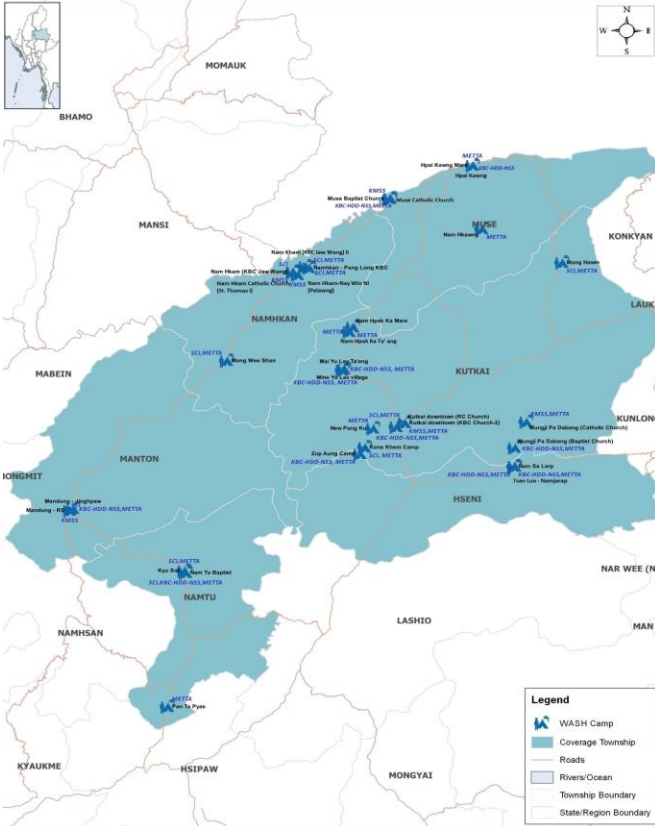
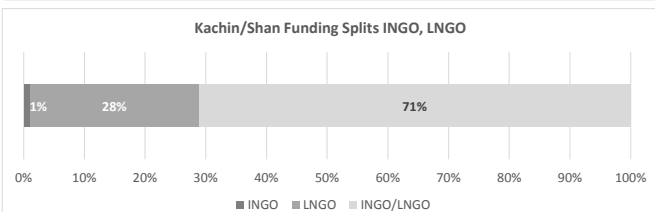
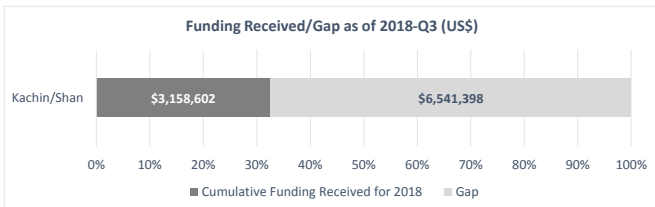


NORTHERN SHAN STATE (2018 - Qtr 3 - 4W Analysis, as of 30 September 2018)

WASH Cluster 2018 Q3_4 W, NORTHERN SHAN STATE
(As of 30 September 2018)



Gap in active camps / township	Partners	Total population	% Water Gap	% Sanitation Gap	% Hygiene Gap
Hseni	KBC-HDD-NSS, Metta	313	0%	0%	100%
Kutkai	KBC-HDD-NSS, KMSS, Metta, SCI	4822	7%	7%	100%
Manton	KMSS, SCI, Metta, KBC-HDD-NSS	618	0%	4%	100%
Muse	KMSS, KBC-HDD-NSS, Metta	1658	25%	28%	100%
Namhkan	KMSS, SCI, Metta	1901	0%	19%	33%
Namtu	SC, KBC-HDD-NSS, Metta	1073	0%	6%	100%
Nawngkhio	Metta	88	100%	91%	100%
Total (in active camps)		10,473	8%	13%	89%



DONORS: CIDA, DFID, ECHO, GFFO, HARP, Irish Aid, LDS, MHF, MoFA Lux, UNICEF, WHH -BMZ, AA (Caritas), SANYA, FFO, USAID, OFDA

