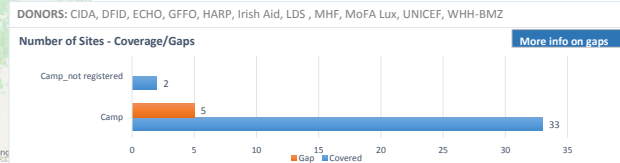
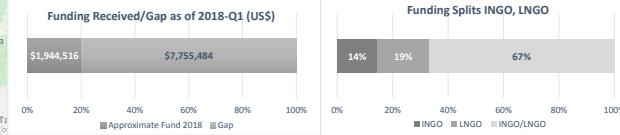
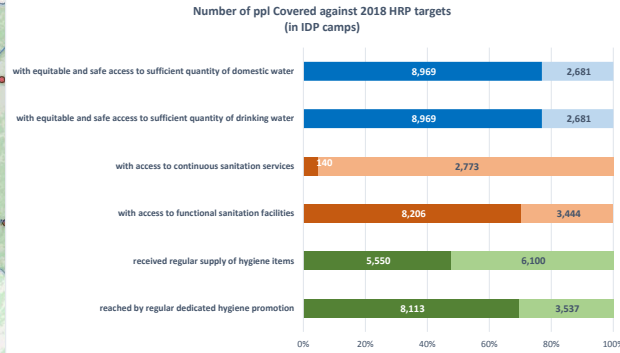
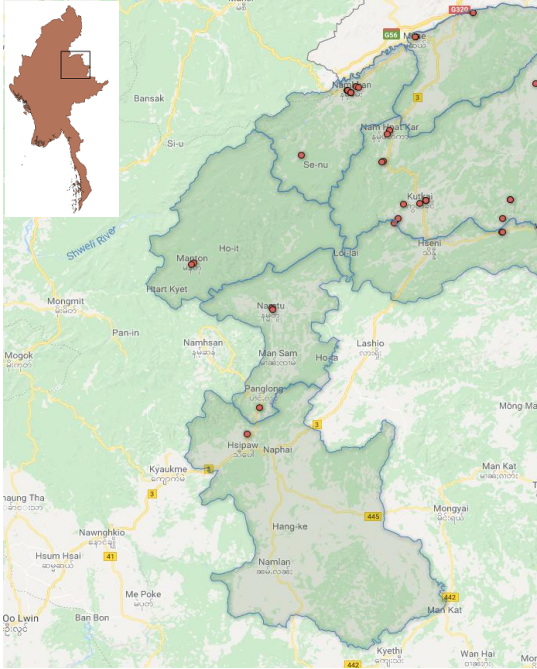


NORTHERN SHAN STATE (2018-Qtr 1- 4W Analysis, as of 31 March 2018)



Gap in active camps / township	Partners	Total population	% Water Gap	% Sanitation Gap	% Hygiene Gap
Hseni	KBC, Metta	369	0%	10%	100%
Kutkai	Metta,KBC-HDD-NSS,KMSS, SCI	4,866	7%	7%	87%
Manton	Metta,KBC-HDD-NSS, KMSS	314	0%	6%	50%
Muse	Metta, KBC-HDD-NSS, KMSS	1,244	40%	21%	80%
Namphan	SCI,Metta,KBC-HDD-NSS, KMSS	1,948	17%	19%	33%
Namtu	SCI,Metta, KBC-HDD-NSS	1,012	0%	5%	80%
<b>Total (in active camps)</b>		<b>9,753</b>	<b>11%</b>	<b>11%</b>	<b>74%</b>

