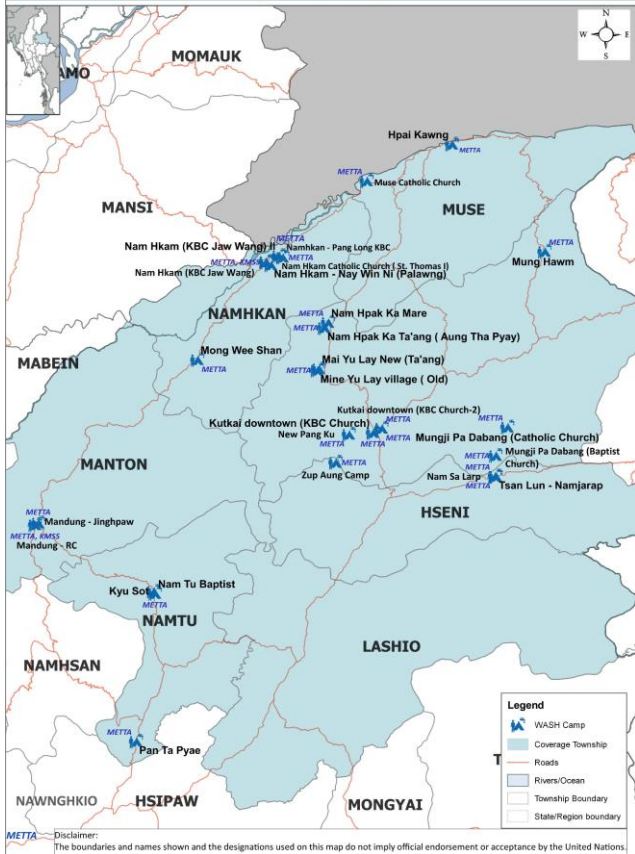
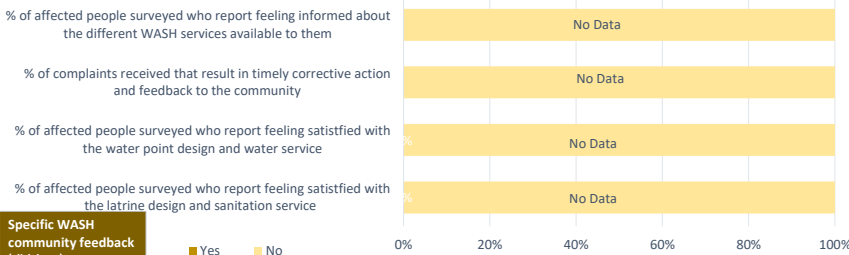


WASH Cluster 2020 Q2_4 W, NORTHERN SHAN STATE (as of 30 June 2020)



Accountability to Affected Population

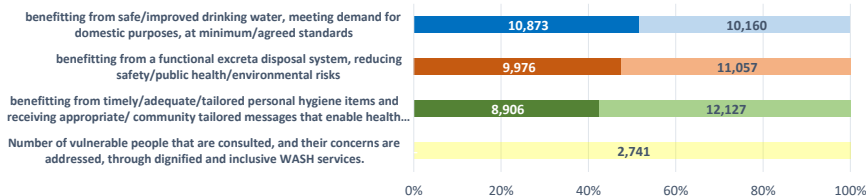
AAP - Partner reported



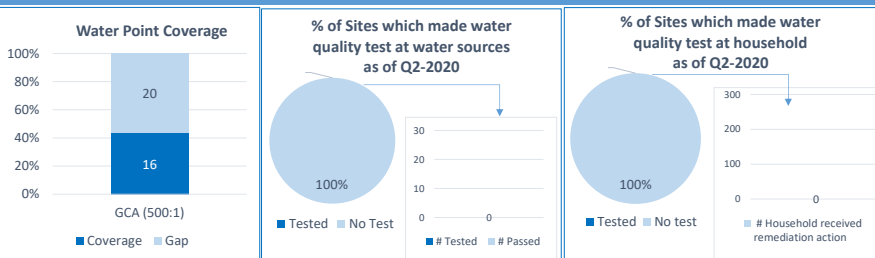
Specific WASH community feedback (click here)

Yes No

Number of ppl Covered against 2020 HRP targets



Water Quantity & Water Quality in protracted camps

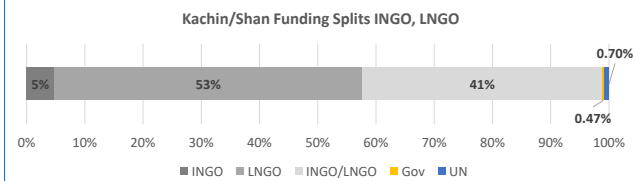
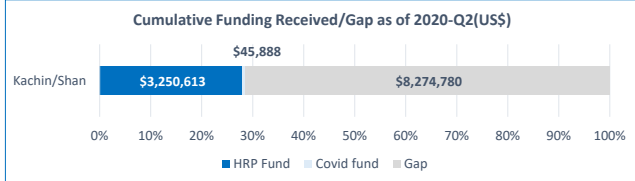

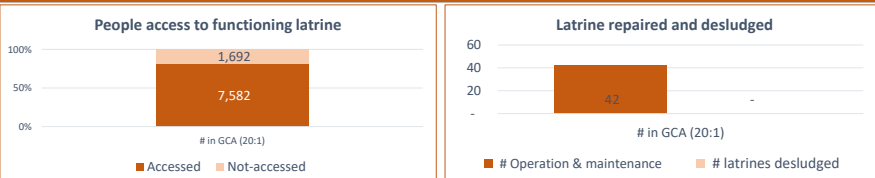


| Gap in WASH covered camps / township | Partners | Total population | % Water Gap | % Sanitation Gap | % Hygiene Gap |
|--------------------------------------|--------------------------|------------------|-------------|------------------|---------------|
| Hseni | Metta | 365 | 0% | 0% | 0% |
| Kutkai | Metta | 5151 | 15% | 18% | 8% |
| Lashio | Metta | 95 | 100% | 0% | 0% |
| Manton | Metta, KMSS | 370 | 0% | 20% | 0% |
| Muse | Metta | 667 | 0% | 0% | 0% |
| Namhkan | Metta, KMSS | 1972 | 25% | 33% | 47% |
| Namtu | Metta | 601 | 4% | 0% | 1% |
| Nawngkhio | Metta | 53 | 100% | 100% | 100% |
| Total | (in active camps) | 9,274 | 16% | 18% | 15% |

| Gap in WASH covered villages / township | Partners | Total population | % Water Gap | % Sanitation Gap | % Hygiene Gap |
|---|----------|------------------|-------------|------------------|---------------|
| Hseni | WCM | 413 | 59% | 23% | 45% |
| Lashio | WCM | 1,342 | 81% | 6% | 39% |
| SAZ | HPA | 4,171 | 37% | 81% | 100% |
| Grand Total | | 5,926 | 48% | 60% | 82% |

Sanitation Facilities

Sanitation services



DONORS: TEAR Australia, World Concern, LIFT, Canada, GFFO, UASID/Japan-fund, WHH AA, USAID, MHF, OFDA, ECHO, HARP, UNICEF

