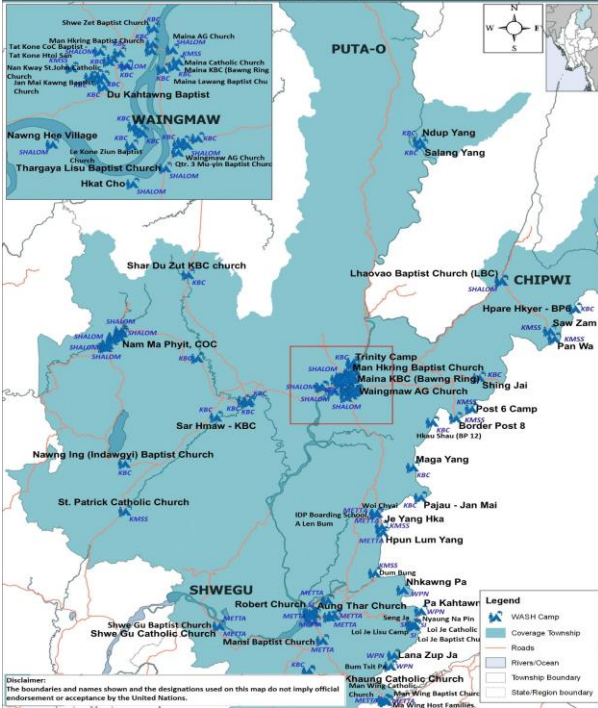


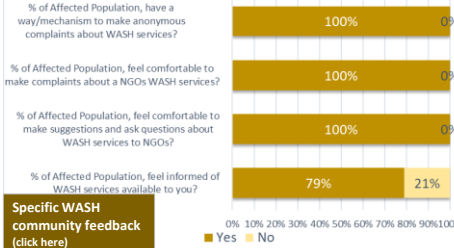
KACHIN STATE (2019 - Qtr 3 - 4W Analysis, as of 30 September 2019)

WASH Cluster 2019 Q3 - 4W, KACHIN STATE (as of 30 September 2019)

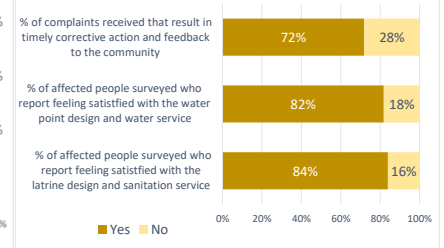


Accountability to Affected Population

AAP-independent cluster team monitoring (19)

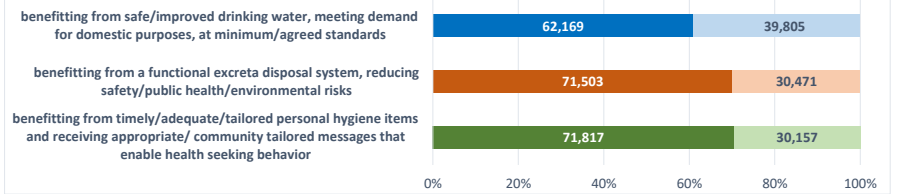


AAP - Partner reported

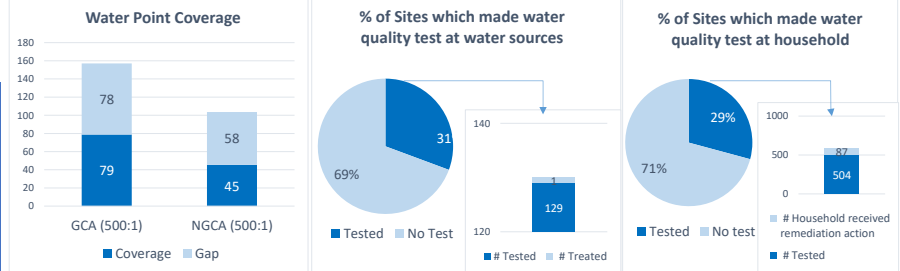


Specific WASH community feedback (click here)

Number of ppl covered against 2019 HRP targets

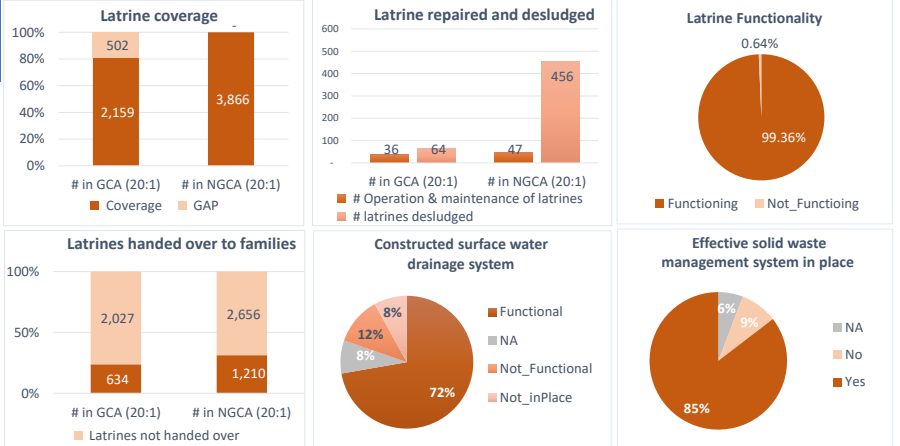


Water Quantity & Water Quality in protracted camps

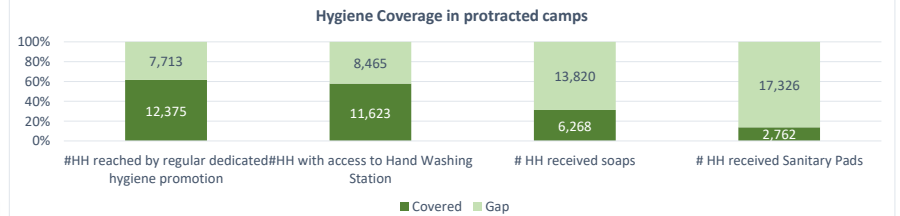


Gap in active camps / township	Partners	Total population	% Water Gap	% Sanitation Gap	% Hygiene Gap
Bhamo	KBC, Metta, SI	8,544	9%	36%	24%
Chipwi	KBC, KMSS, Shalom	2,960	93%	7%	0%
Hpakant	KBC, KMSS, Shalom	3,920	36%	12%	0%
Mansi	KBC, KMSS, Metta, SI, WPN	13,075	51%	38%	12%
Mogaung	KBC, KMSS	1,462	5%	43%	0%
Mohnyin	KBC, KMSS	165	0%	8%	0%
Momauk	KBC, Metta, KMSS, SI, WPN	34,476	55%	36%	41%
Myitkyina	KBC, KMSS, Shalom, SI	9,577	7%	24%	12%
Put-a-O	KBC	289	0%	17%	0%
Shwegu	KBC, Metta	1,910	0%	6%	0%
Sumprabum	KBC	872	85%	0%	0%
Waingmaw	KBC, KMSS, Metta, Shalom	26,485	36%	30%	49%
Total (in active camps)		103,735	40%	31%	31%

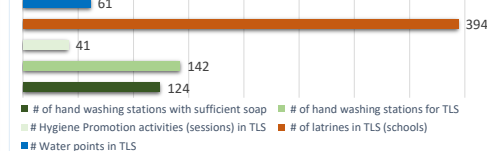
Sanitation Facilities & Sanitation services in protracted camps



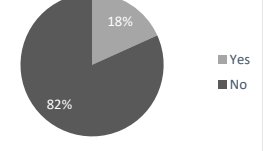
Hygiene Items



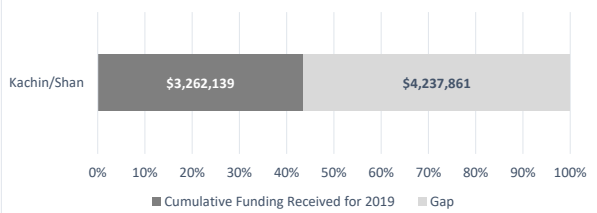
WASH in Temporary Learning Spaces



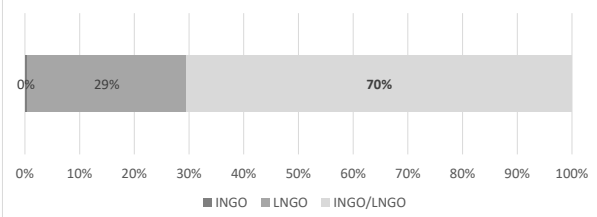
% Sites with TLS/CFS



Funding Received/Gap as of 2019-Q3 (US\$)

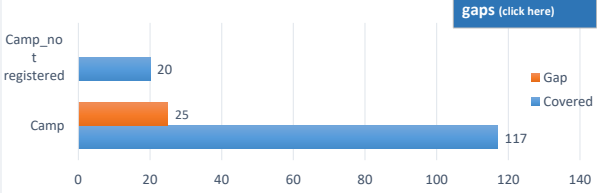


Kachin/Shan Funding Splits INGO, LNGO



DONORS: GFFO, HARP, OFDA, SANYA, MHF, FFO, USAID, AA (Caritas), ECHO, MoFA Lux, WHH-AA, Canada, UNICEF

Number of Sites - Coverage/Gaps



More info on gaps (click here)