

**Highlight of the 3rd Qtr 2017**

- \* UNHCR protection team shared WASH in protection main streaming awareness session to 16 WASH Cluster members at Bhamo.
- \* Kachin WASH Cluster meeting was conducted at Bhamo on 12 September 2017 and 16 participants from Cluster partners joined this meeting.
- \* Kachin WASH Cluster developed emergency contingency stock list plan for 10,000 newly IDPs in coming 6 months
- \* WASH in emergency ToT was conducted at Myitkyina UNICEF FO and 21 trained participant from Government Departments and local NGOs joined this training.
- \* For technical capacity building, WASH Cluster provided gravity flow pipe water system technical training to SI, WPN and KBC-Bhamo at Loije and 10 participants attended for 4 days.
- \* For technical capacity building, WASH Cluster provided hygiene promotion in emergency training to Metta Development foundation staff from Liaza and Bhamo. 22 participants attended for 3 days.
- \* With Kachin WASH Cluster support, HPA, UNICEF and Kachin Health Cluster (WHO) developed a draft concept paper for diarrhoea control and prevention in hard to reach area (Kachin).

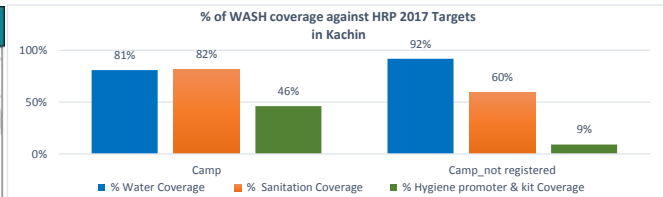
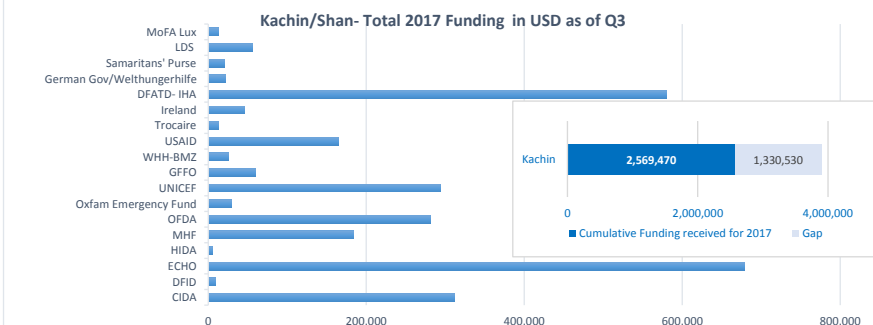
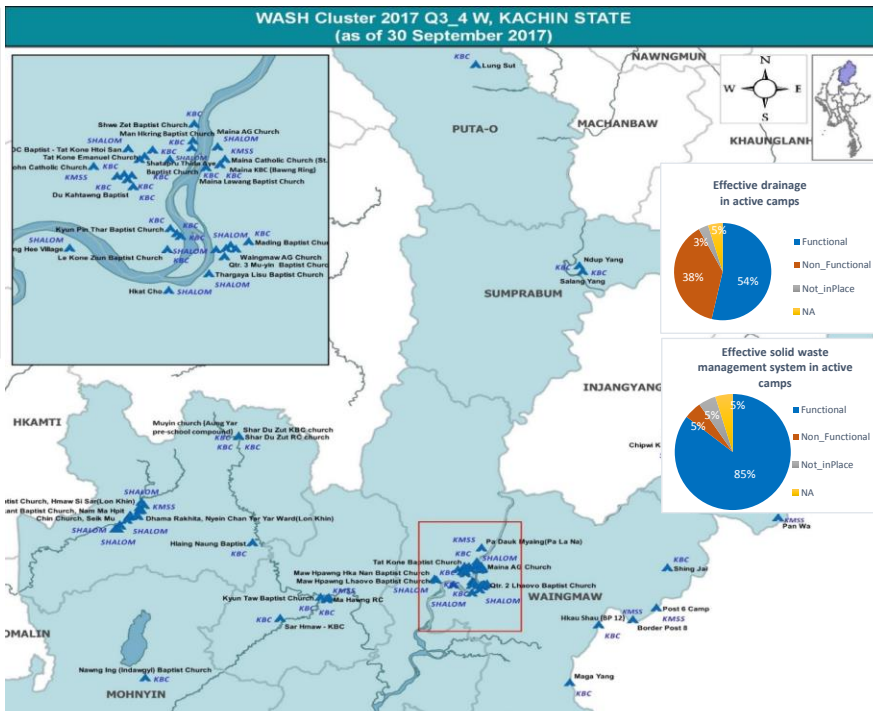
**Township WASH focal agencies**

Bhamo	Metta, SI
Chipwi	KBC, KMSS, Shalom
Hpakant	KBC, KMSS, Shalom
Mansi	KBC, KMSS, Metta, SCI, WPN
Mogaung	KBC, KMSS
Mohnyin	KBC, KMSS
Momauk	KMSS, Metta, SI, KBC, WPN
Myitkyina	KBC, KMSS, Shalom
Putao	KBC
Shwegu	Metta
Sumprabum	KBC
Waingmaw	KBC, KMSS, Metta, Shalom

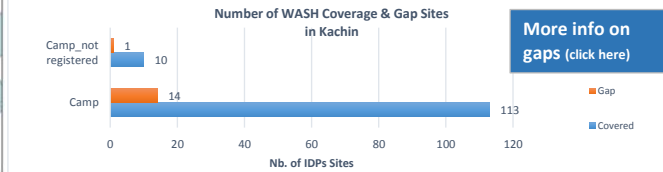
**Disclaimer:**

>>>WASH Cluster partners Metta (Bhamo) , SI (Bhamo), KBC (Bhamo & Myitkyina), Shalom and KMSS (Bhamo, Myitkyina) reported for the 4W Q3 2017.

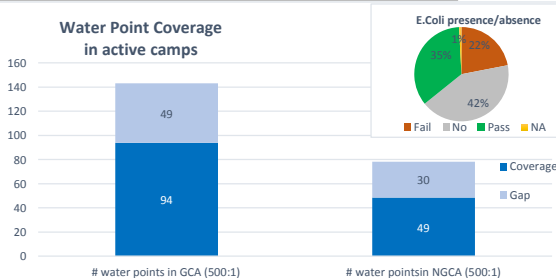
>>>According to August 2017 CCCM camp list, the status of 1 boarding school, 8 IDPs in host families and 4 IDP camps are changed to closed and 7 camps are newly added as camp like setting but not yet included in 4W-Q3 and one new camp is also newly added as camp. Also 1 village and 2 camps are removed from CCCM list. 3 camps' status is changed to camp like setting.



\* Water coverage considers improved sources only. Water quality result data is not yet considered.  
 \* Sanitation coverage considers number of latrines only.  
 \* Hygiene coverage considers access to soap, sanitary pad and ratio of hygiene promoters to population .



Gap in active camps / township	People targetted	Partners	% Water Gap	% Sanitation Gap	% Hygiene Gap
Bhamo	7,269	Metta, SI	2%	19%	55%
Chipwi	2,656	KBC, KMSS, Shalom	60%	29%	60%
Hpakant	3,801	KBC, KMSS, Shalom	3%	29%	96%
Mansi	11,912	KBC, KMSS, Metta, SCI, WPN	36%	11%	43%
Mogaung	332	KBC, KMSS	0%	8%	14%
Mohnyin	89	KBC, KMSS	0%	0%	64%
Momauk	26,869	KMSS, Metta, SI, KBC, WPN	19%	18%	65%
Myitkyina	7,330	KBC, KMSS, Shalom	0%	23%	24%
Putao	1,072	KBC	0%	7%	0%
Shwegu	515	Metta	0%	0%	0%
Sumprabum	432	KBC	100%	100%	0%
Waingmaw	24,512	KBC, KMSS, Metta, Shalom	16%	26%	67%
<b>Grand Total</b>	<b>86,789 (in active camps)</b>		<b>18%</b>	<b>21%</b>	<b>58%</b>



"This gap tracking assumes 500 people per water point, however the WASH cluster is currently adapting the indicator considering an average flowrate for contextual precision"

