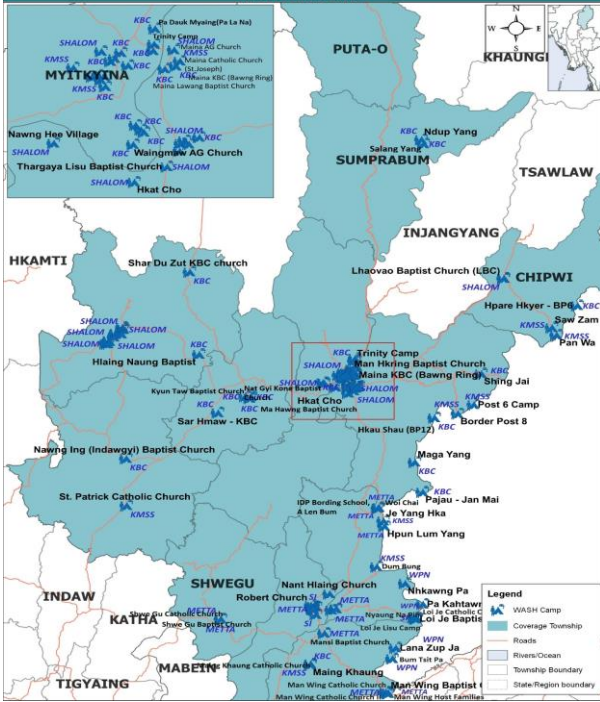
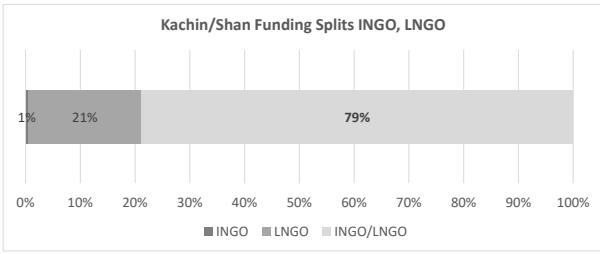
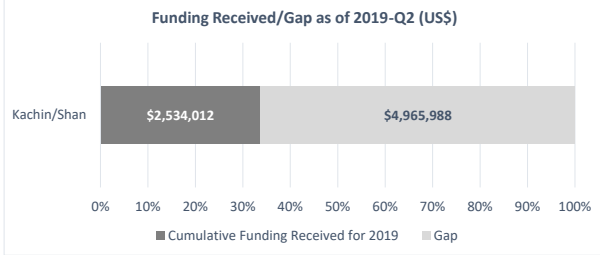


# KACHIN STATE (2019 - Qtr 2 - 4W Analysis, as of 30 June 2019)

## WASH Cluster 2019 Q2\_4 W, KACHIN STATE (as of 30 June 2019)



Gap in active camps / township	Partners	Total population	% Water Gap	% Sanitation Gap	% Hygiene Gap
Bhamo	KBC, Metta, SI	8,826	16%	36%	22%
Chipwi	KBC, KMSS, Shalom	2,960	93%	7%	0%
Hpakant	KBC, KMSS, Shalom	3,920	36%	12%	0%
Mansi	KBC, KMSS, Metta, WPN	12,974	49%	41%	36%
Mogaung	KBC, KMSS	1,462	5%	43%	0%
Mohayin	KBC, KMSS	165	0%	8%	0%
Momauk	KBC, Metta, KMSS, SI, WPN	34,426	59%	35%	39%
Myitkyina	KBC, KMSS, Shalom	9,418	5%	23%	8%
Put-a-O	KBC	289	0%	86%	0%
Shwegu	KBC, Metta	1,864	0%	4%	5%
Sumprabum	KBC	872	100%	0%	0%
Waingmaw	KBC, KMSS, Metta, Shalom	27,149	36%	41%	50%
<b>Total (in active camps)</b>		<b>104,325</b>	<b>42%</b>	<b>34%</b>	<b>33%</b>



DONORS: GFFO, HARP, OFDA, SANYA, MHF, FFO, AA (Caritas), ECHO, MoFA Lux

