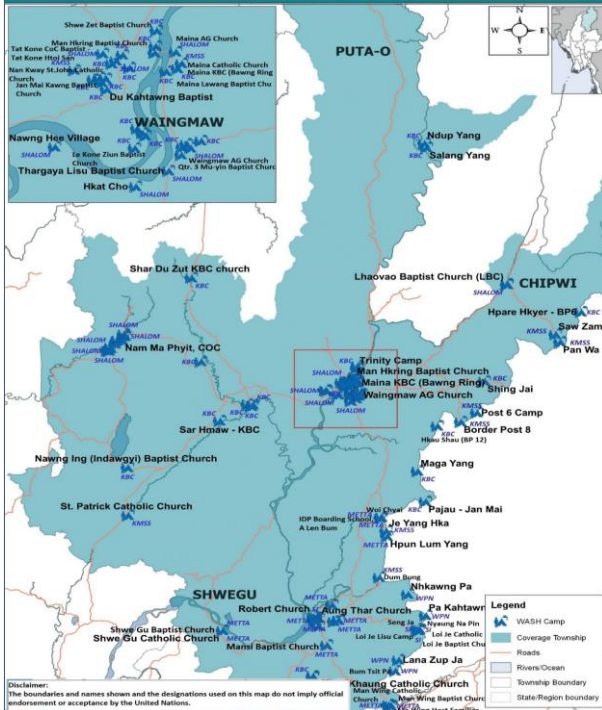
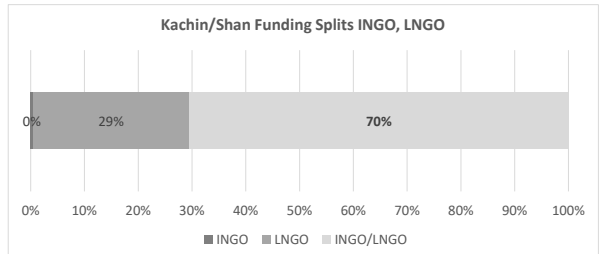
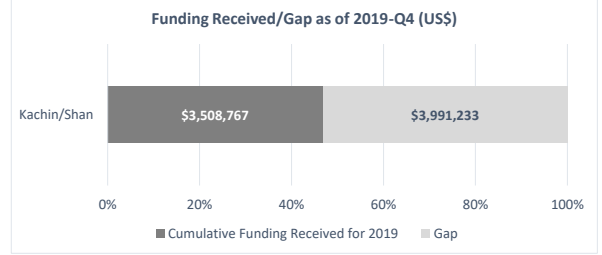


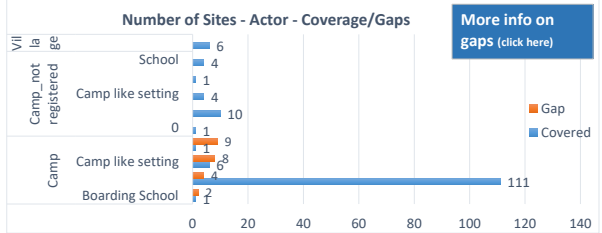
WASH Cluster 2019 Q4 4 W. KACHIN STATE (as of 31 December 2019)



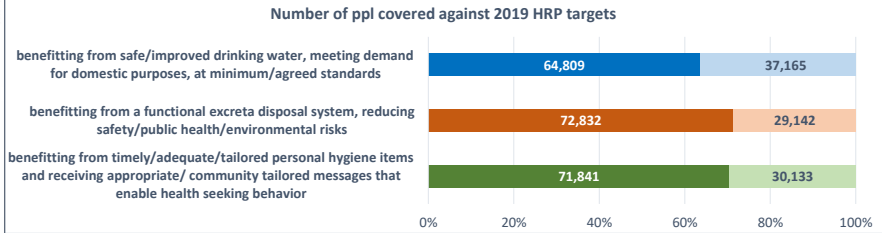
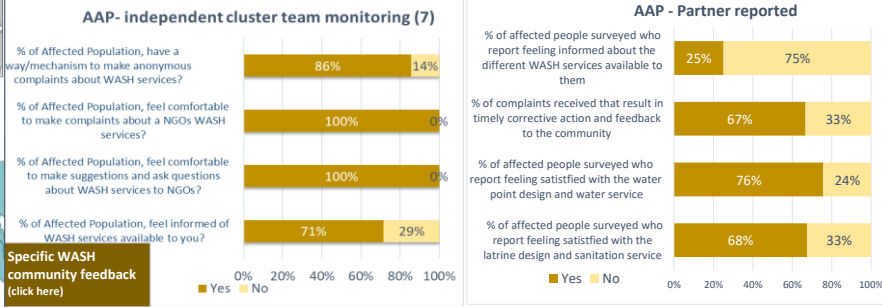
Gap in active camps / township	Partners	Total population	% Water Gap	% Sanitation Gap	% Hygiene Gap
Bhamo	KBC, Metta, SI	8,394	1%	35%	25%
Chipwi	KBC, KMSS, Shalom	2,960	91%	7%	9%
Hpakant	KBC, KMSS, Shalom	4,270	33%	15%	9%
Mansi	KBC, KMSS, Metta, SI, WPN	13,075	51%	38%	43%
Mogaung	KBC, KMSS	1,462	0%	37%	0%
Mohnyin	KBC, KMSS	165	0%	8%	0%
Momauk	KBC, Metta, KMSS, SI, WPN	34,476	52%	35%	37%
Myitkyina	KBC, KMSS, Shalom, SI	10,951	15%	30%	23%
Puta-O	KBC	289	0%	17%	0%
Shwegu	KBC, Metta	1,910	0%	2%	25%
Sumprabum	KBC	872	85%	0%	0%
Waingmaw	KBC, KMSS, Metta, Shalom	26,485	36%	29%	49%
<b>Total (in active camps)</b>		<b>#####</b>	<b>39%</b>	<b>31%</b>	<b>35%</b>



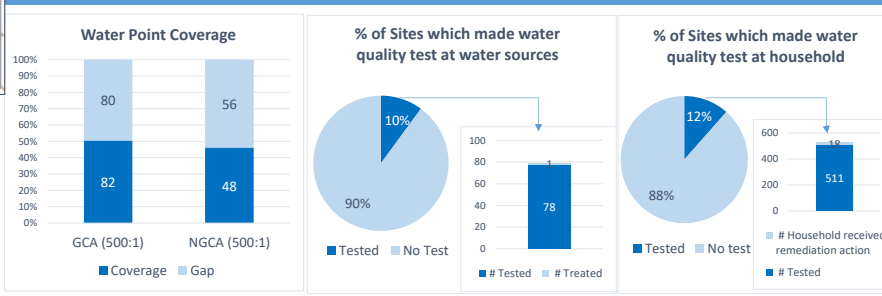
DONORS: ADRA, GFFO, HARP, OFDA, SANYA, MHF, FFO, USAID, AA (Caritas), ECHO, MoFA Lux, WHH-AA, Canada, UNICEF



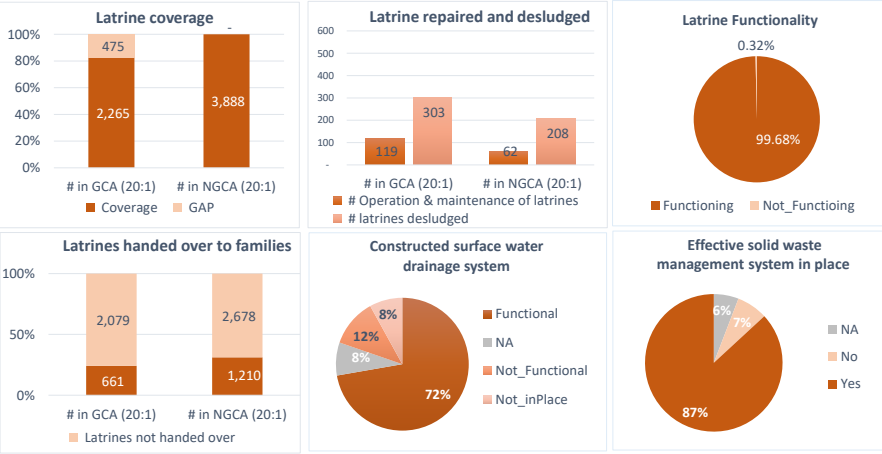
Accountability to Affected Population



Water Quantity & Water Quality in protracted camps



Sanitation Facilities & Sanitation services in protracted camps



Hygiene Promotion & Hygiene Items

