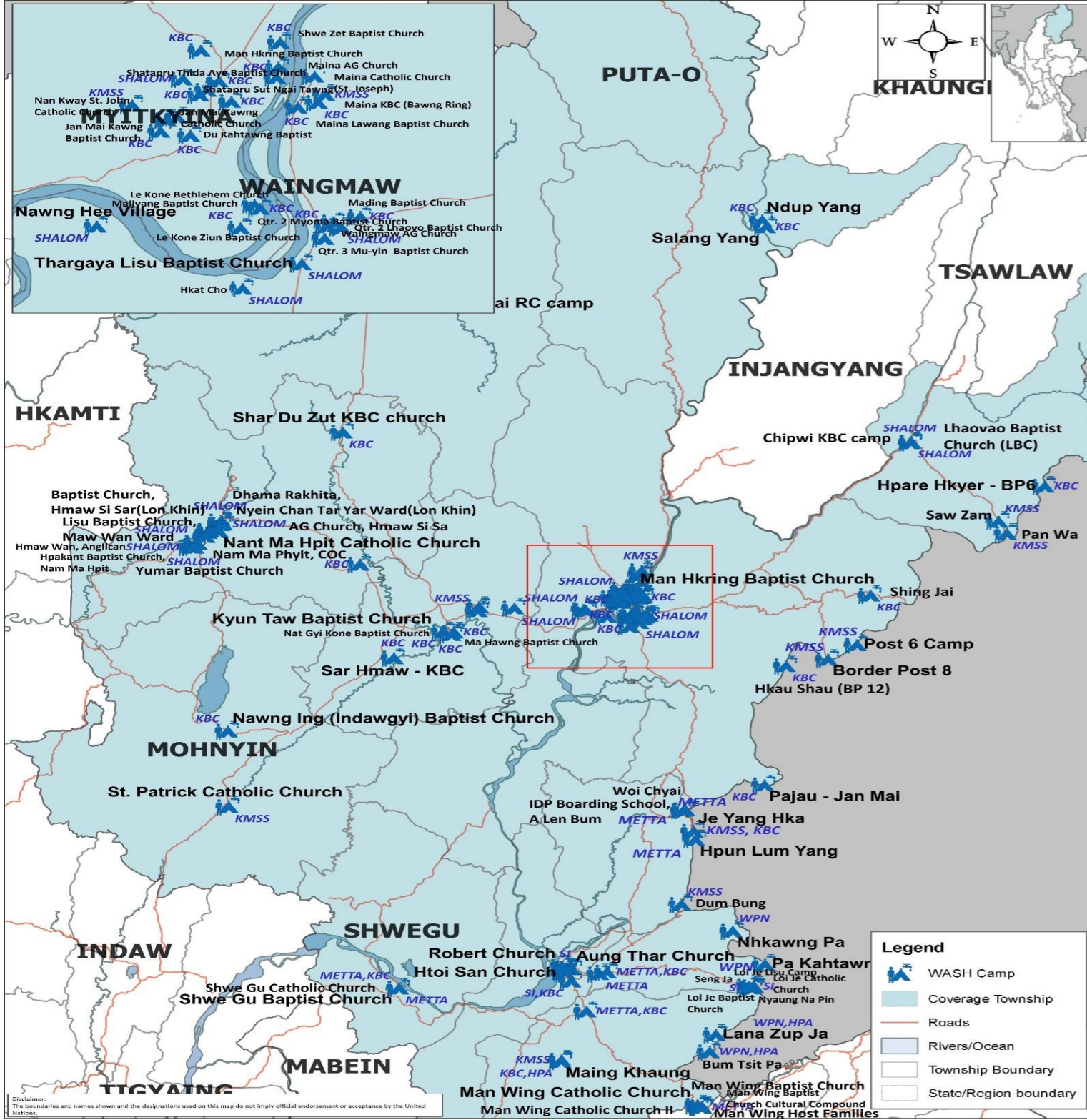
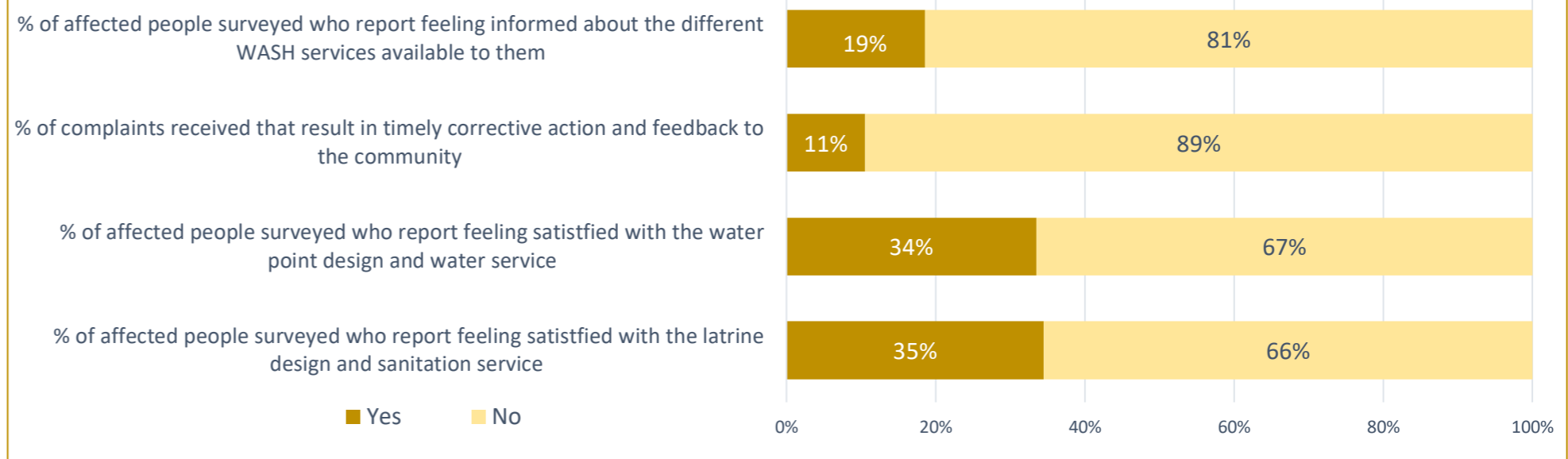


WASH Cluster 2020 Q3\_4 W, KACHIN STATE  
(as of 30 September 2020)

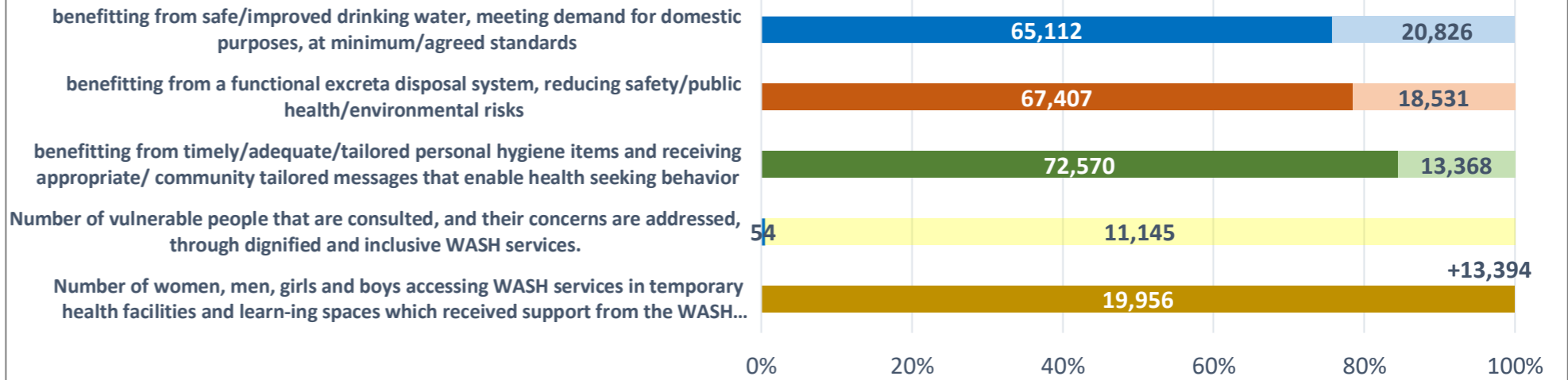


Accountability to Affected Population

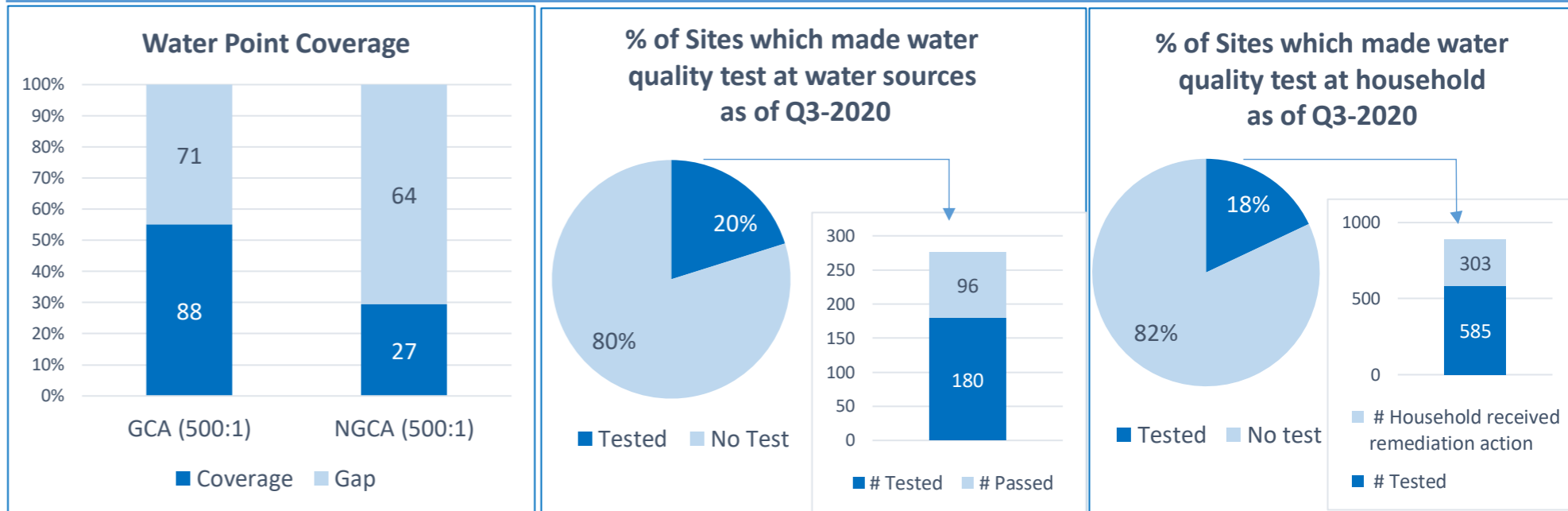
AAP - Partner reported



Number of ppl covered against 2020 HRP targets

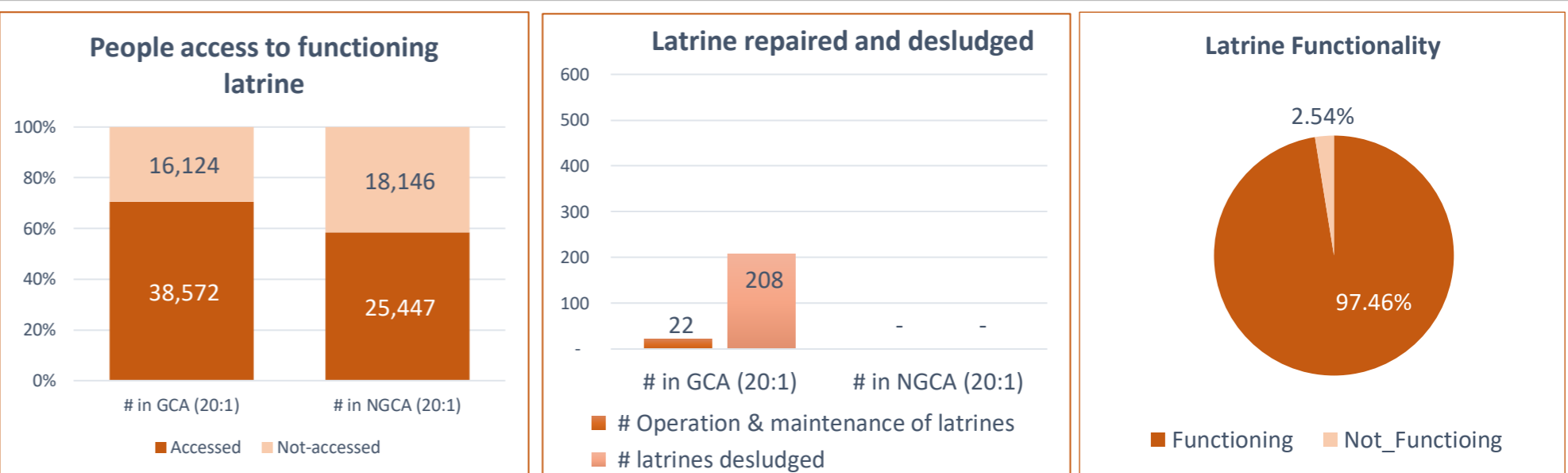


Water Quantity & Water Quality in protracted camps

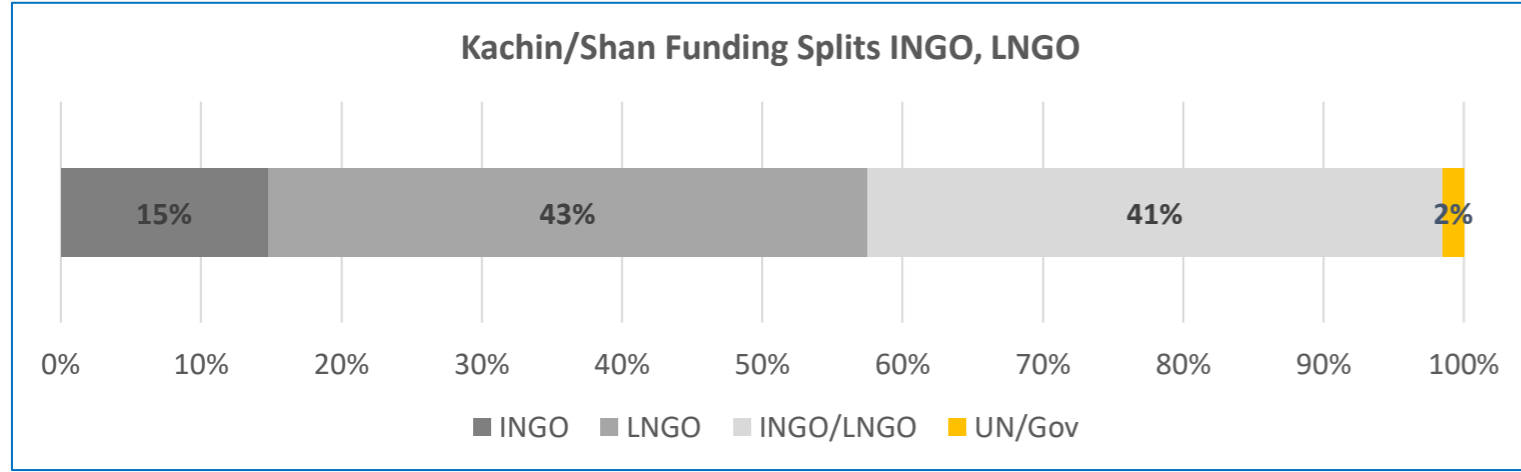
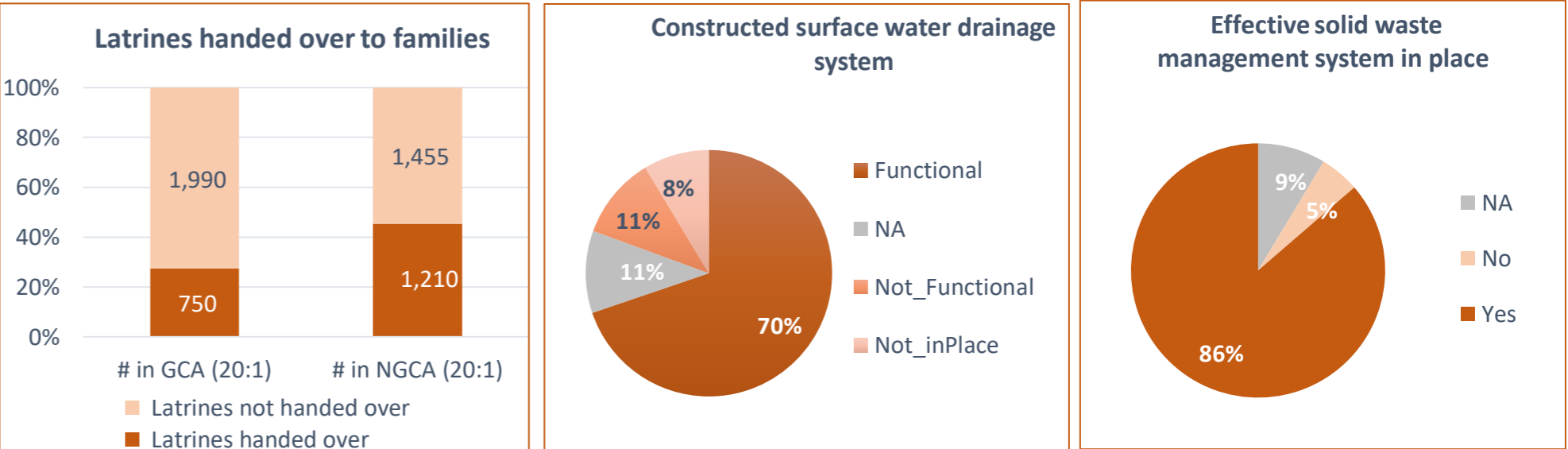
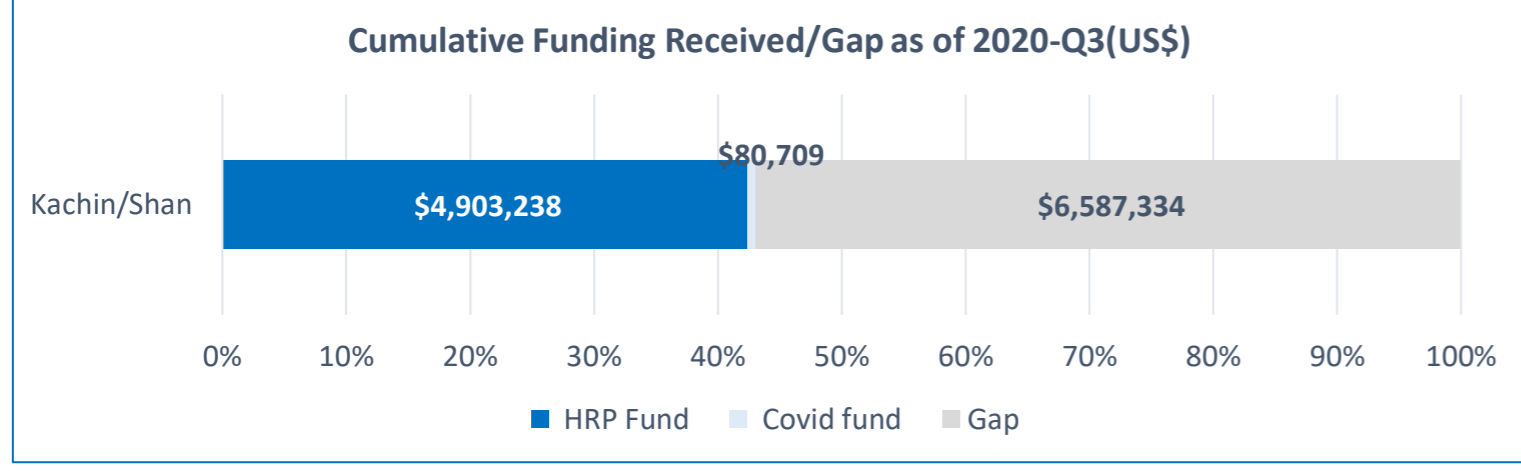


| Gap in WASH covered camps / township | Partners                   | # of sites | Total population | % Water Gap | % Sanitation Gap | % Hygiene Gap |
|--------------------------------------|----------------------------|------------|------------------|-------------|------------------|---------------|
| Bhamo                                | KBC, Metta, SI             | 11         | 8,001            | 2%          | 36%              | 28%           |
| Chipwi                               | KBC, KMSS, Shalom          | 5          | 2,999            | 91%         | 7%               | 37%           |
| Hpakant                              | KBC, KMSS, Shalom          | 21         | 3,920            | 23%         | 3%               | 0%            |
| Mansi                                | KBC, KMSS, Metta, WPN, HPA | 10         | 13,067           | 46%         | 36%              | 31%           |
| Mogaung                              | KBC, KMSS                  | 8          | 1,462            | 5%          | 22%              | 0%            |
| Mohnyin                              | KBC, KMSS                  | 3          | 286              | 42%         | 47%              | 42%           |
| Momauk                               | KBC, KMSS, Metta, SI, WPN  | 19         | 26,972           | 54%         | 50%              | 32%           |
| Myitkyina                            | KBC, KMSS, Shalom          | 28         | 10,831           | 8%          | 22%              | 22%           |
| Puta-O                               | KBC                        | 1          | 289              | 0%          | 17%              | 0%            |
| Shwegu                               | KBC, Metta                 | 6          | 2,859            | 34%         | 81%              | 83%           |
| Sumprabum                            | KBC                        | 2          | 872              | 85%         | 0%               | 0%            |
| Tanai                                | KMSS                       | 2          | 950              | 22%         | 54%              | 94%           |
| Waingmaw                             | KBC, KMSS, Metta, Shalom   | 25         | 25,781           | 54%         | 28%              | 22%           |
| <b>Total</b>                         | <b>(in active camps)</b>   | <b>141</b> | <b>98,289</b>    | <b>42%</b>  | <b>35%</b>       | <b>28%</b>    |

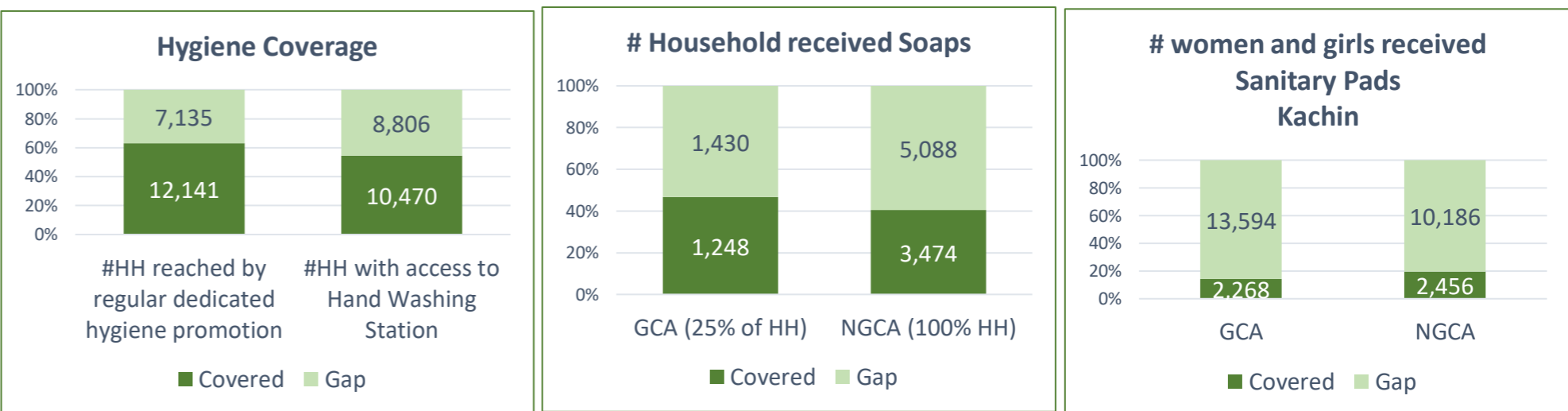
Sanitation Facilities & Sanitation services in protracted camps



| Gap in WASH covered villages / township | Partners | # of villages | Total population | % Water Gap | % Sanitation Gap | % Hygiene Gap |
|---|----------|---------------|------------------|-------------|------------------|---------------|
| Injanyang                               | WCM      | 13            | 3,464            | 13%         | 77%              | 79%           |
| Myitkyina                               | WVI      | 1             | 482              | 0%          | 38%              | 94%           |
| Sumprabum                               | WCM      | 14            | 2,467            | 10%         | 85%              | 66%           |
| Waingmaw                                | WVI      | 20            | 5,042            | 55%         | 62%              | 94%           |
| <b>Total</b>                            |          | <b>48</b>     | <b>11,455</b>    | <b>30%</b>  | <b>70%</b>       | <b>83%</b>    |



Hygiene Promotion & Hygiene Items



DONORS: BMZ, Canada, Christian Aid, ECHO, GFFO, HARP, LIFT, MHF, OFDA, TEAR Australia, USASID/Japan-fund, UNICEF, USAID, WHH AA, World Concern

