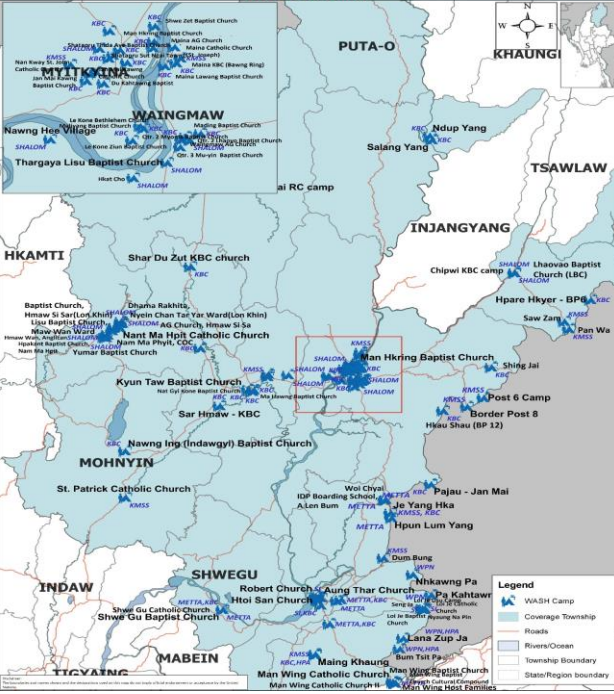
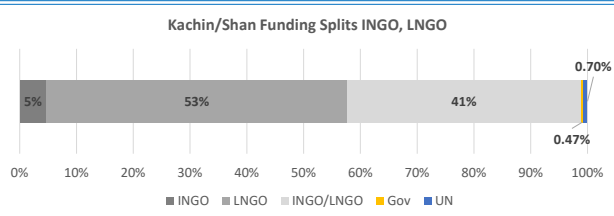
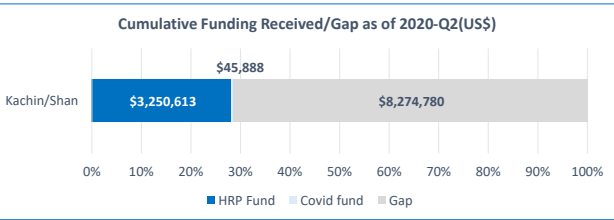


WASH Cluster 2020 Q2 - 4 W, KACHIN STATE (as of 30 June 2020)

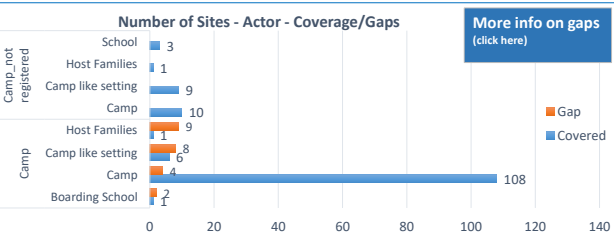


Gap in WASH covered camps / township	Partners	Total population	% Water Gap	% Sanitation Gap	% Hygiene Gap
Bhamo	KBC, Metta, SI	8,018	2%	35%	28%
Chipwi	KBC, KMSS, Shalom	2,999	91%	7%	37%
Hpakant	KBC, KMSS, Shalom	3,920	23%	3%	0%
Mansi	KBC, KMSS, Metta, WPN, HPA	13,067	49%	36%	31%
Mogaung	KBC, KMSS	1,462	5%	22%	0%
Mohnyin	KBC, KMSS	286	42%	47%	42%
Momauk	KBC, KMSS, Metta, SI, WPN	27,264	56%	50%	19%
Myitkyina	KBC, KMSS, Shalom	10,831	8%	22%	22%
Putao	KBC	289	0%	17%	0%
Shwegu	KBC, Metta	2,859	34%	81%	83%
Sumprabum	KBC	872	85%	0%	0%
Tanai	KMSS	950	22%	54%	94%
Waingmaw	KBC, KMSS, Metta, Shalom	24,684	59%	30%	36%
<b>Total (in active camps)</b>		<b>97,501</b>	<b>44%</b>	<b>35%</b>	<b>28%</b>

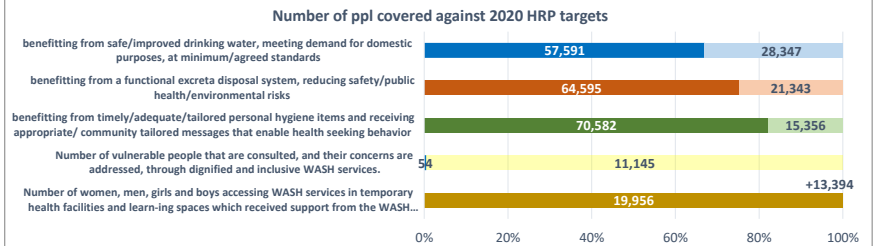
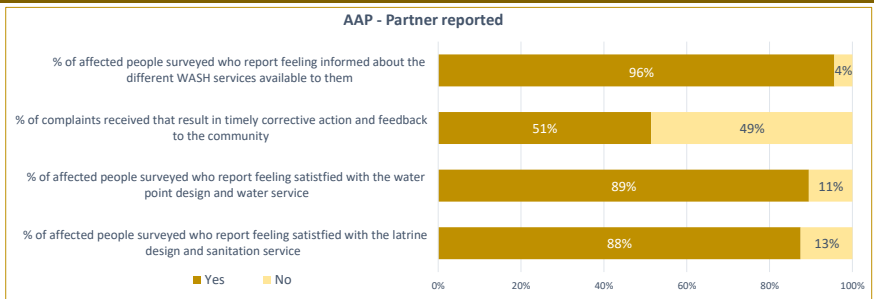
Gap in WASH covered villages /	Partners	Total population	% Water Gap	% Sanitation Gap	% Hygiene Gap
Injyangyang	WCM	3,741	100%	100%	100%
Myitkyina	WVI	482	0%	38%	94%
Sumprabum	WCM	2,306	100%	100%	100%
Waingmaw	WVI	5,042	52%	73%	94%
<b>Grand Total</b>		<b>11,571</b>	<b>75%</b>	<b>86%</b>	<b>97%</b>



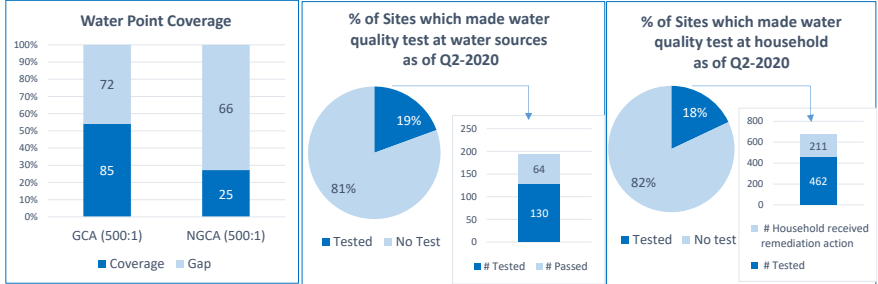
DONORS: TEAR Australia, World Concern, LIFT, Canada, GFFO, UASID/Japan-fund, WHH AA, USAID, MHF, OFDA, ECHO, HARP, UNICEF



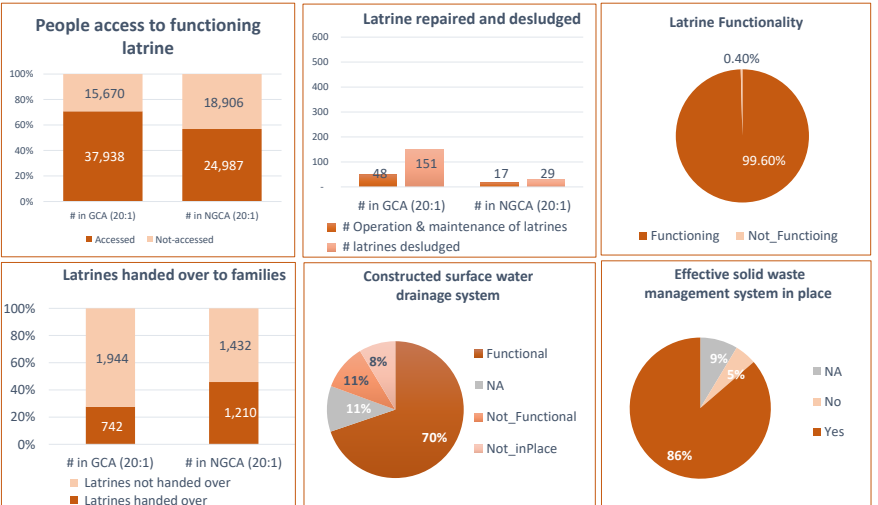
Accountability to Affected Population



Water Quantity & Water Quality in protracted camps



Sanitation Facilities & Sanitation services in protracted camps



Hygiene Promotion & Hygiene Items

