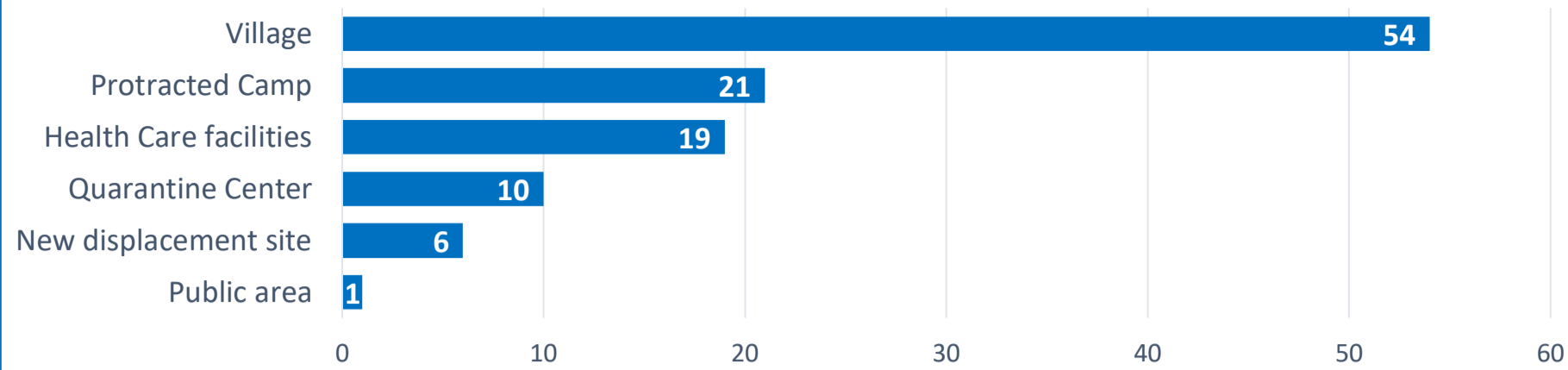
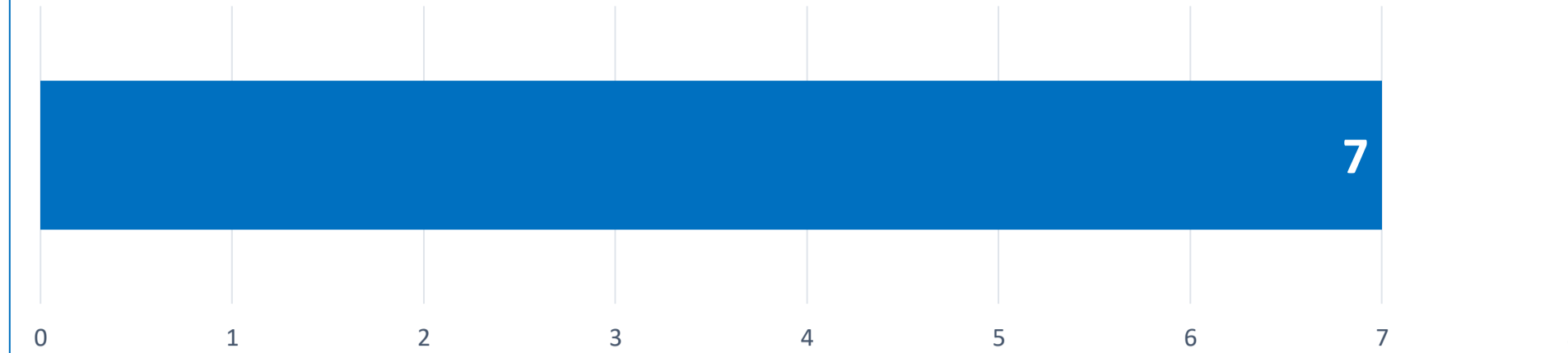


Nb of Sites with Covid19 Response



Nb of township covered



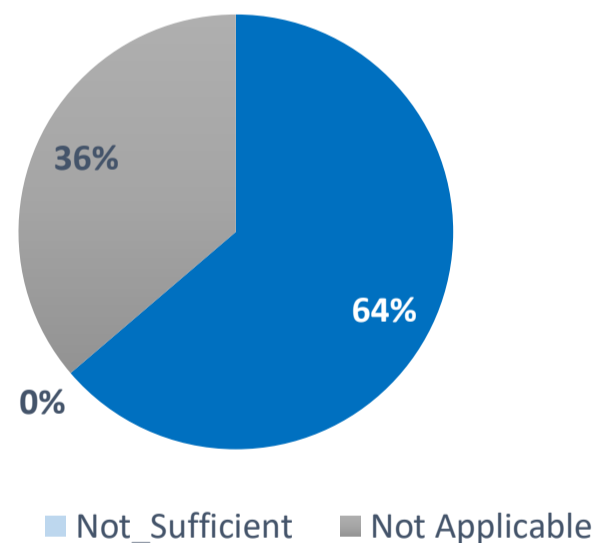
Response & Gap in Quarantine Center in the camps (in September)

Township	WASH Partners	# of Quarantine Places	Total quarantined people	Hand washing stations						Access to Water for domestic purpose (# of places)			Hygiene Items distributed				
				Nb of Total Required Hand Washing Stations	Nb Functioning Existing communal hand washing stations	# of Newly constructed communal hand washing stations	Nb of Hand Washing Stations_Gap	% HW stations Coverage	% HW Stations Gap	Gap	No-Gap	No Information	Soap Bar	Soap Liquid/ Sanitizer/ Handgel	% Hygiene Items coverage	% Hygiene Items Gap	
Myebon	RI	1	9	1	1	1	-	100%	0%		1			27	-	100%	0%
Pauktaw	SI	4	5	1	2	2	-	100%	0%	1	3			30	-	100%	0%
Sittwe	SCI, OXSI	5	40	2	15		-	100%	0%		4	1		156	-	100%	0%
Grand Total		10	54	4	18	3	-	100%	0%	1	8	1		213	-	98%	2%

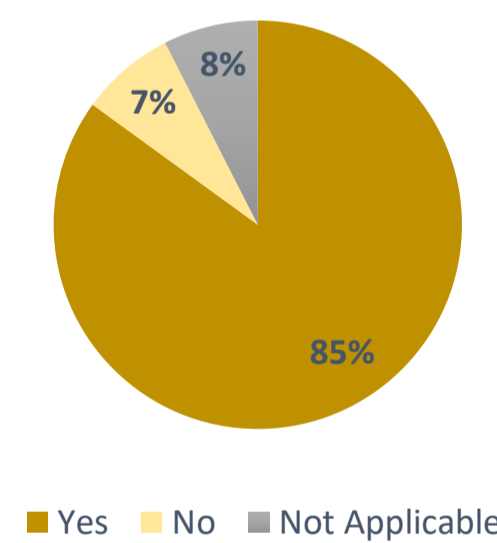
Response & Gap in Other Places - Villages, New Displacement Sites and Public Area (in September)

Township	WASH Partners	# of Places & Population		Handwashing Stations		Hygiene Items			Is there sufficient extra water for hand washing (additional 5 l/p/d)? (# of places)			Was there COVID-19 related IEC materials in prominent locations? (# of places)			
		# of Places	# Population	Nb of Newly constructed communal handwashing stations	Nb of People with access to Newly constructed Handwashing Stations	# of Hygiene Items distributed	# of People - Hygiene items Coverage	# Estimated people received hygiene Promotion & behaviour change activities	Sufficient	Not Sufficient	Not Applicable	No	No Information	Yes	
Ann	arche noVa	1	1,217			241	1,205				1				1
Buthidaung	CARE	1	10,111			142	710	10,111			1				1
Maungdaw	CARE	3	9,868			108	540	9,494			3		2		1
Myebon	RI, IRC	24	15,103			600	217	1,480	1		23				24
Pauktaw	SI, SCI	4	9,263			1,557	2,228	2,228	4				3		1
Sittwe	OXSI, MA-UK, TLDA, ABCD	47	36,528	51	5,100	92,063	34,044	31,970	46		1		6	1	40
Grand Total		80	82,090	51	5,100	94,711	38,944	55,283	51	-	29	6	6	68	

Was there sufficient extra water for hand washing (additional 5 l/p/d)?



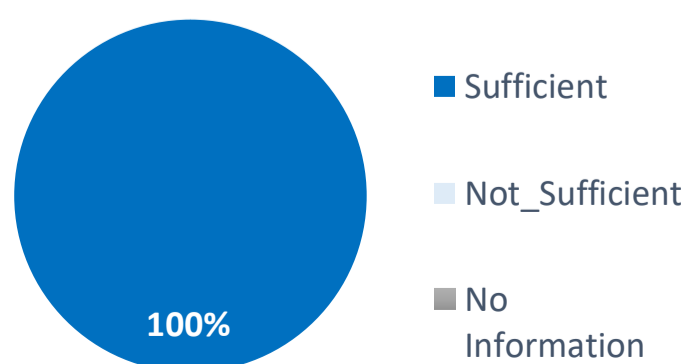
% of places (80) received COVID-19 related IEC materials



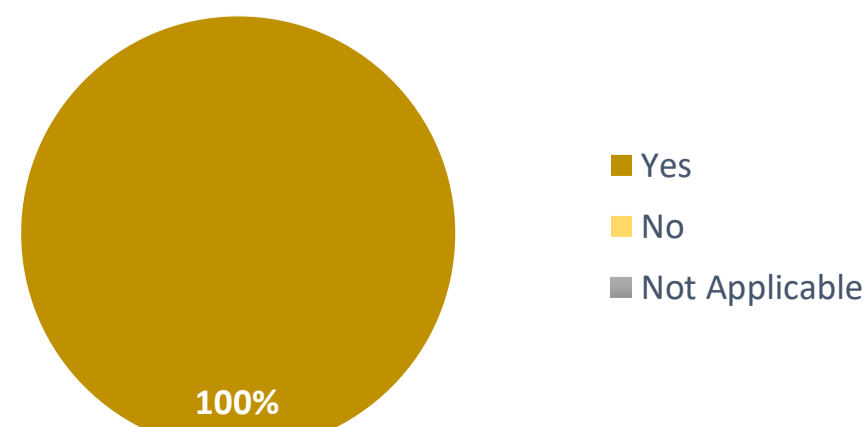
Response & Gap in 21 Protracted Camps

Township	WASH Partners	# of Places & Population		Handwashing Stations (cumulative)		Hygiene Items distributed in September (in addition to the normal monthly distribution of 250 Gr. PP/PM)		# Estimated people received hygiene Promotion & behaviour change activities	Handwashing Station coverage/gap (cumulative)		Hygiene Items distribution in September (in addition to the normal monthly distribution of 250 Gr. PP/PM)	
		# of Places	# Population	Nb of Newly constructed communal HWS	Total Nb of functional communal HWS (Existing+New)	# of Hygiene Items distributed	% HWS coverage		% HWS Gap	Hygiene Items Coverage	Hygiene Items Gap	
Kyaukpyu	UNICEF/CDA	1	967	6	12	356	356	100%	0%	100%	0%	
Myebon	RI	1	2,920	5	35		2,920	100%	0%	100%	0%	
Pauktaw	SI, SCI	5	23,027	50	103	23,480	20,511	35%	65%	100%	53%	
Sittwe	OXFAM, SI, SCI	14	88,404	276	1,168	61,487	3,045	87%	13%	100%	47%	
Grand Total		21	115,318	337	1,318	85,323	26,832					

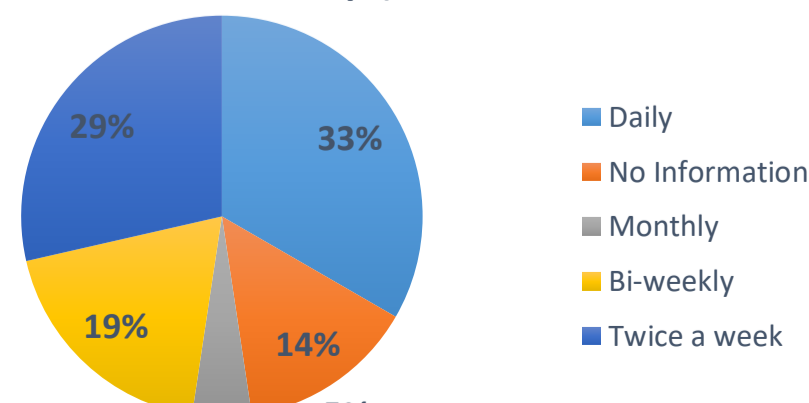
Was there sufficient extra water for hand washing (additional 5 l/p/d)? (in Sept)



% of (21) camps received COVID-19 related IEC materials (in Sept)



Was there regular disinfection in communal places and WASH facilities? (in Sept)



**24 Nb of cleaning campaign conducted in 9 IDP camps during reporting period

**Community received Covid-19 message through household visit, Audio session, IEC, Banner, HP sessions, Megaphone/Speakers

[Click here for : Myanmar WASH Cluster Covid-19 google drive](#)