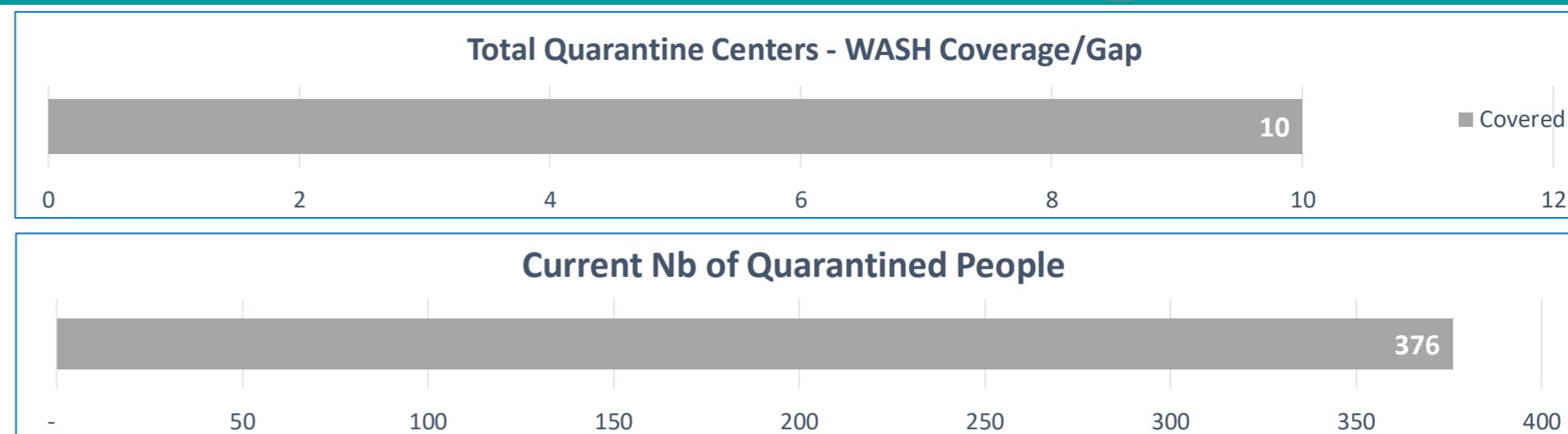
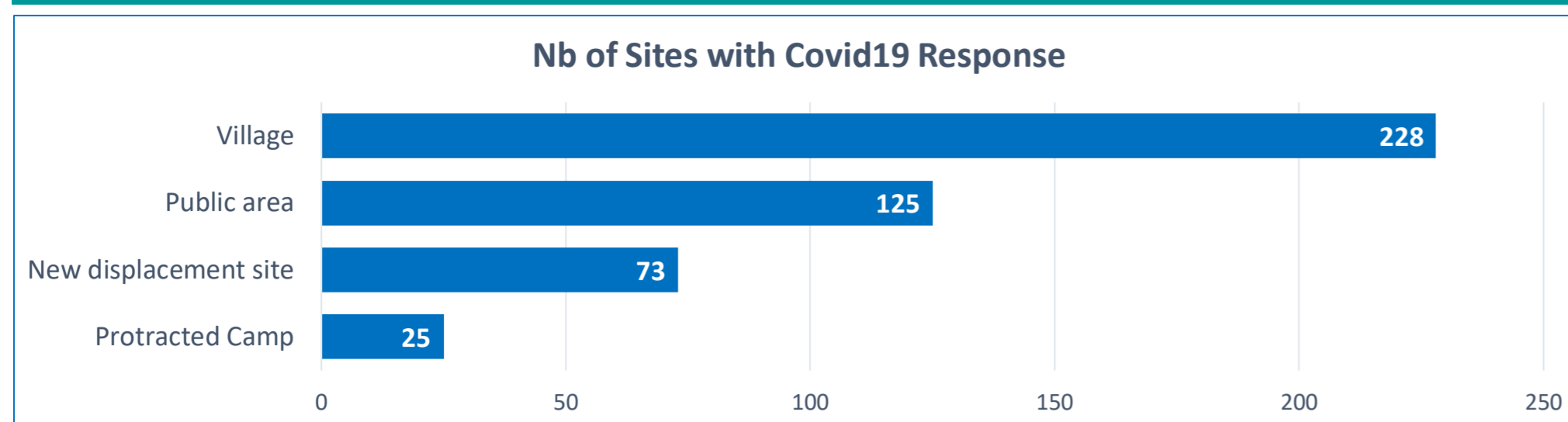

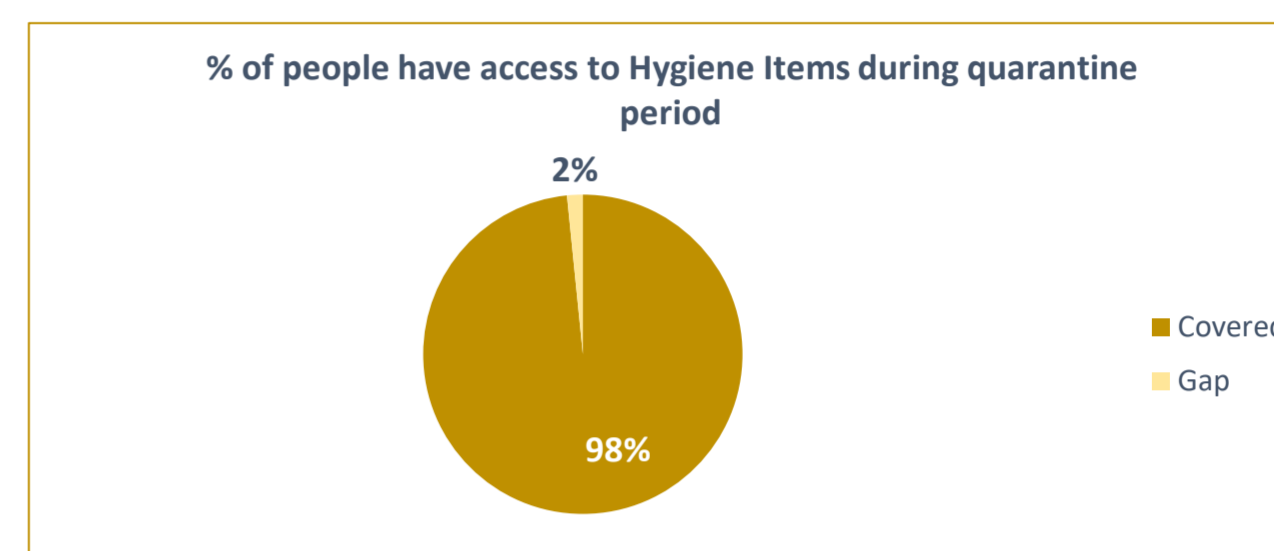
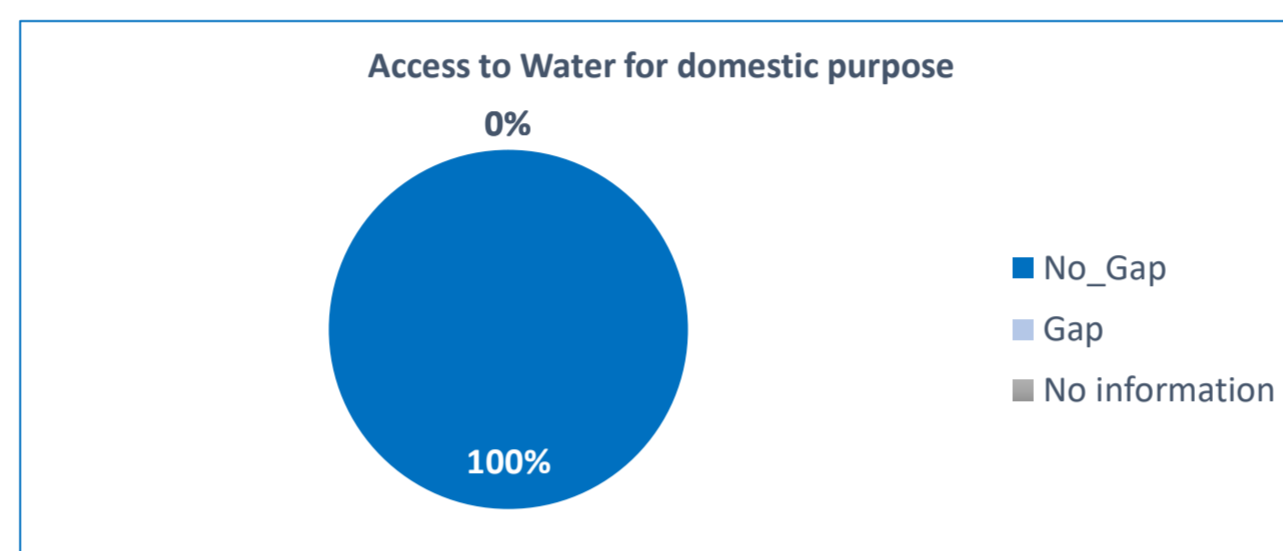
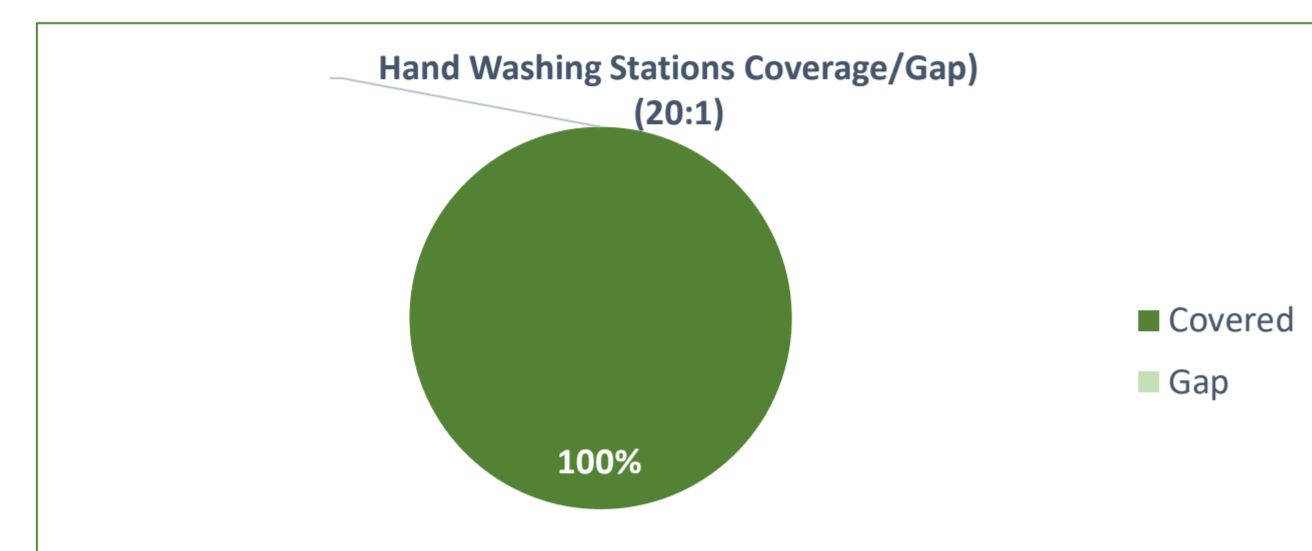


# Covid-19 Responses in Rakhine State, Myanmar - Snapshot (as of 26th June 2020)



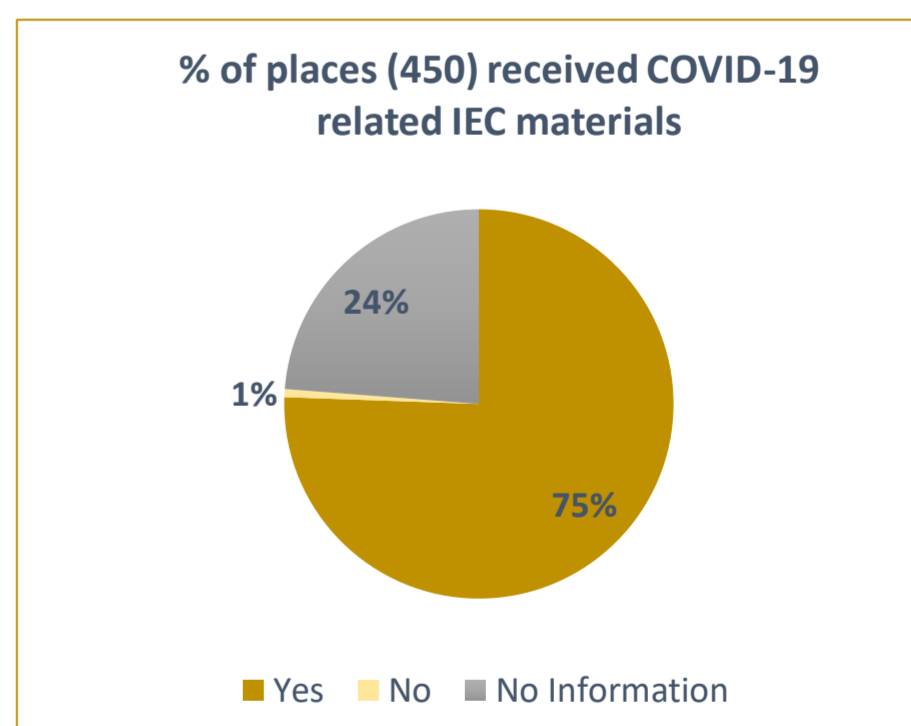
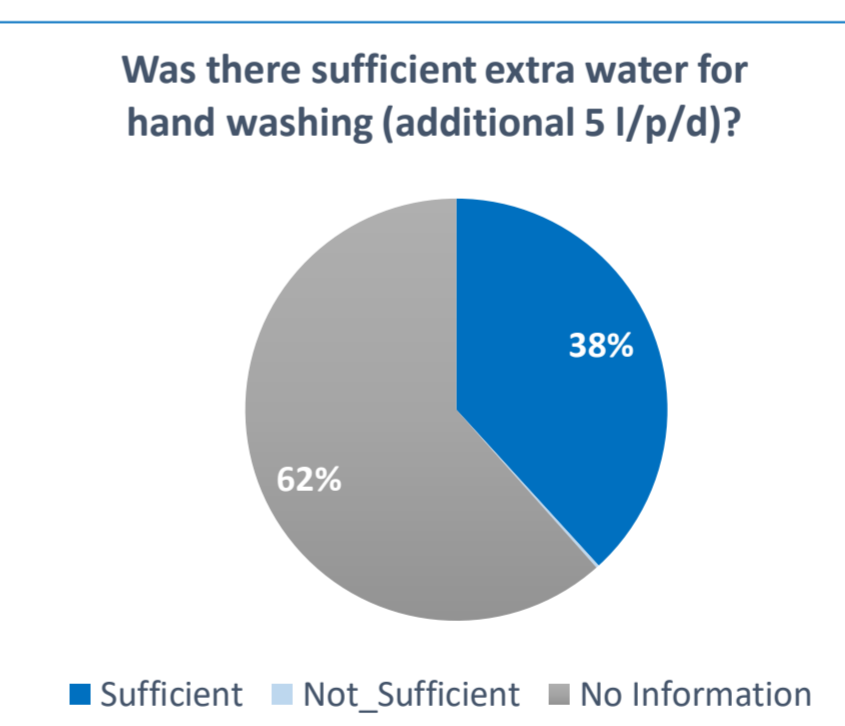
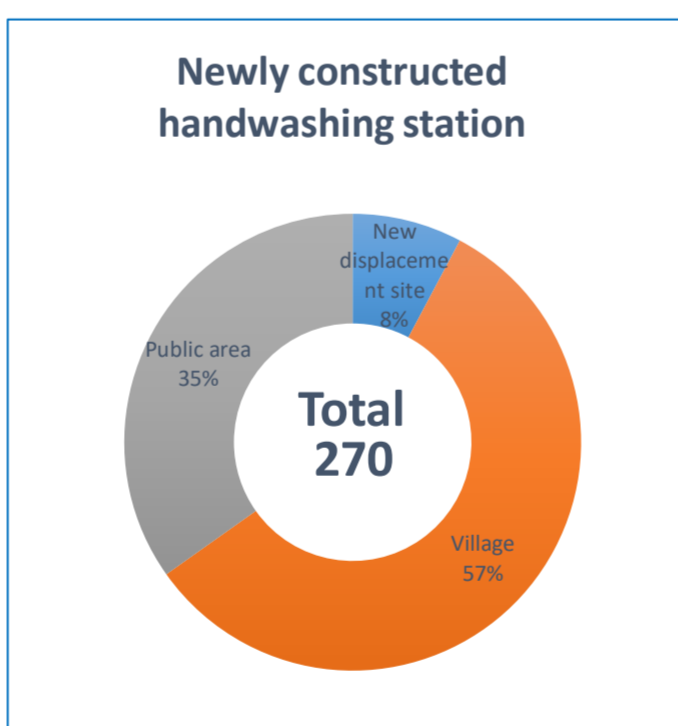
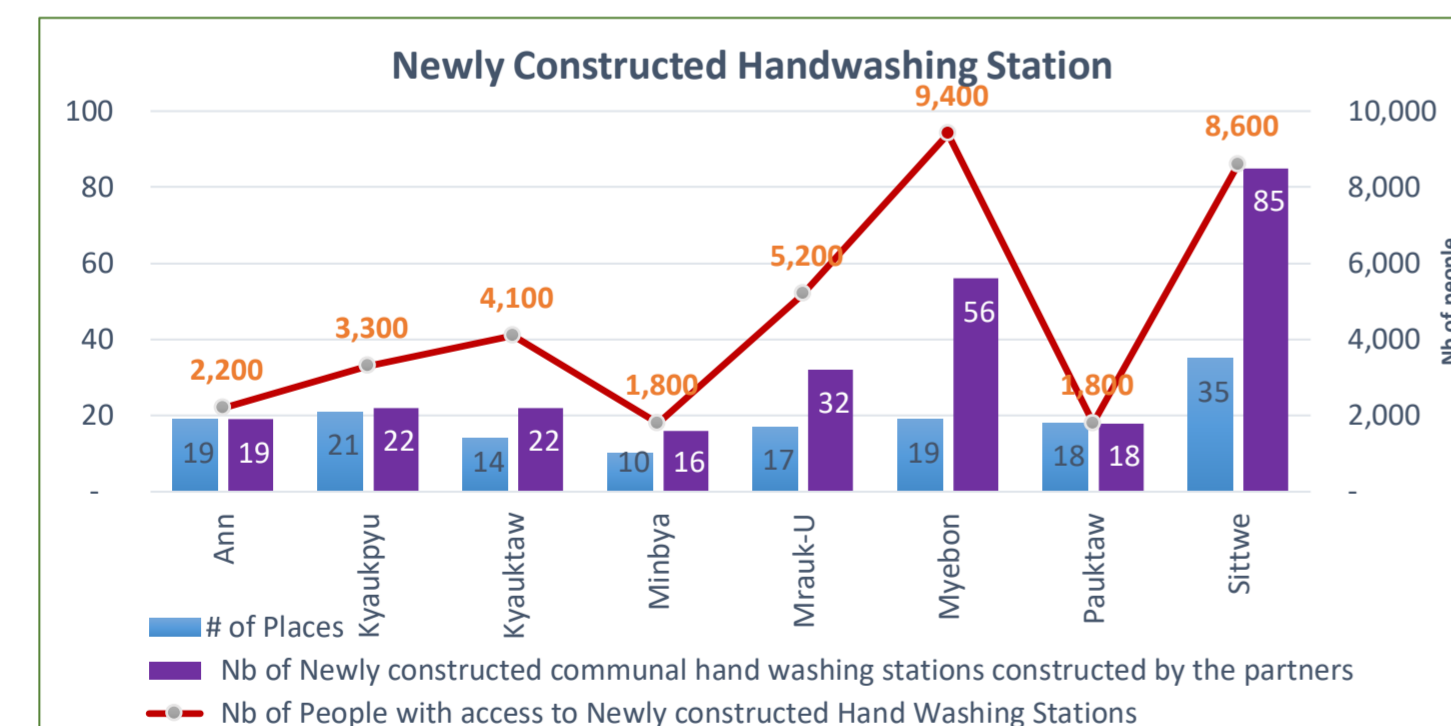
## Response & Gap in Quarantine Center

Township	WASH Partners	# of Quarantine Places	Total quarantined people	Hand washing stations					Access to Water for domestic purpose (# of places)			Hygiene Items distributed					
				Nb of Total Required Hand Washing Stations	Nb Functioning Existing communal hand washing stations	# of Newly constructed communal hand washing stations	Nb of Hand Washing Stations_Gap	% HW stations Coverage	% HW Stations Gap	No_Gap	Gap	No Information	Soap Bar	Soap Liquid/ Sanitizer/ Handgel	% Hygiene Items coverage	% Hygiene Items Gap	
Ann	UNICEF/DRD	1	-	-	-	1	(1)	100%	0%	1	-	-	-	-	-	-	-
Minbya	UNICEF/DRD	1	-	-	-	2	(2)	100%	0%	1	-	-	-	-	-	-	-
Myebon	IRC	1	34	2	-	6	(4)	100%	0%	1	-	-	-	110	-	100%	0%
Pauktaw	UNICEF/DRD	2	-	-	-	2	(2)	100%	0%	2	-	-	-	-	-	-	-
Sittwe	UNICEF,SCI	5	342	17	8	9	(9)	47%	53%	5	-	-	-	260	-	76%	24%
<b>Grand Total</b>		<b>10</b>	<b>376</b>	<b>19</b>	<b>8</b>	<b>11</b>	<b>(0)</b>	<b>100%</b>	<b>0%</b>	<b>10</b>	<b>-</b>	<b>-</b>	<b>-</b>	<b>370</b>	<b>-</b>	<b>98%</b>	<b>2%</b>



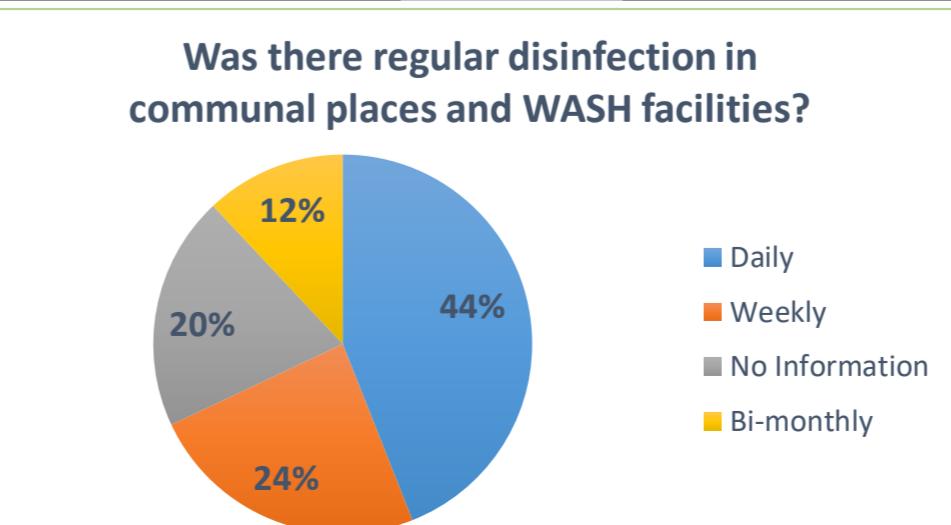
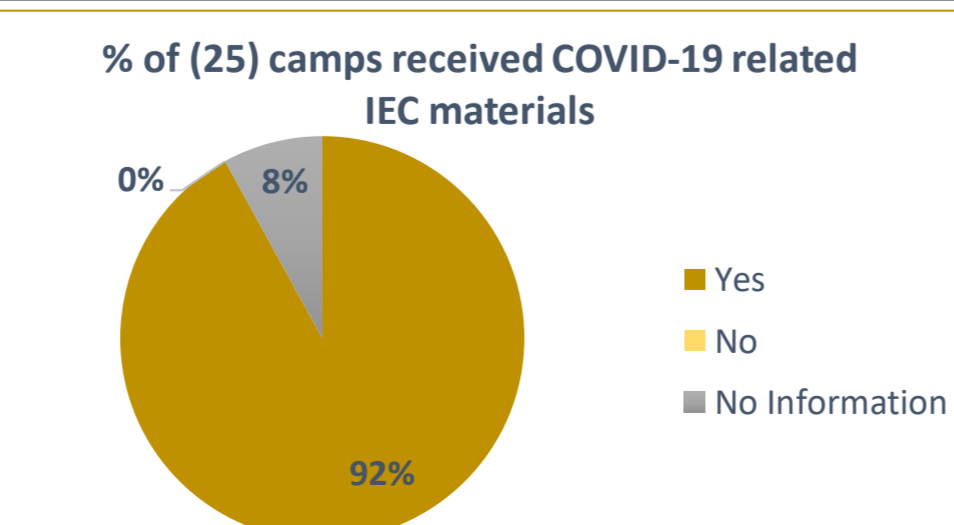
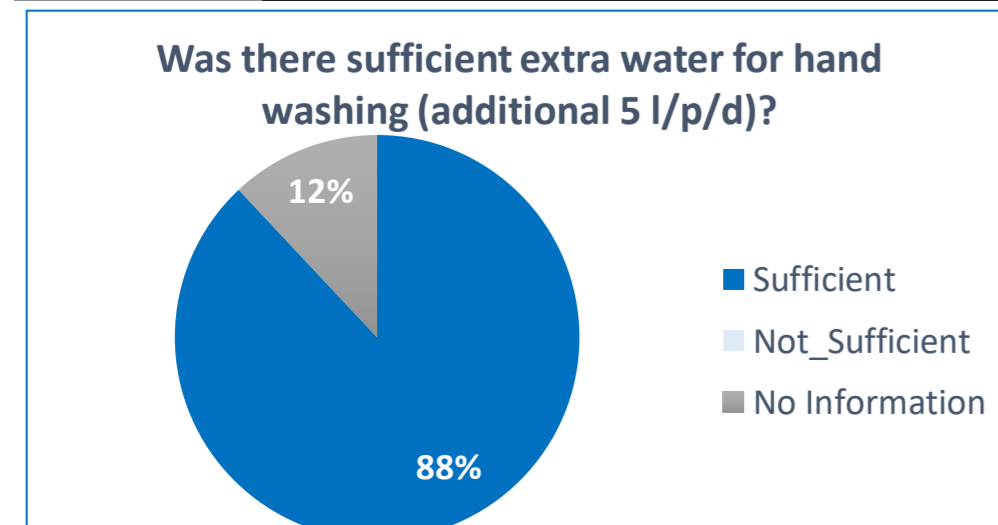
## Response & Gap in Other Places - Villages, New Displacement Sites and Public Area (as of 26th June)

Township	WASH Partners	# of Places & Population		Handwashing Stations		Hygiene Items			Is there sufficient extra water for hand washing (additional 5 l/p/d)? (# of places)			Was there COVID-19 related IEC materials in prominent locations? (# of places)			
		# of Places	# Population	Nb of Newly constructed communal handwashing stations	Nb of People with access to Newly constructed Handwashing Stations	# of Hygiene Items distributed	# of People - Hygiene items Coverage	# Estimated people received hygiene Promotion & behaviour change activities	Sufficient	Not Sufficient	No Information	No	No Information	Yes	
Ann	Arche nova, UNICEF, TMO, DRD, SHD, WFP	22	4,801	19	2,200	1,024	2,654	-	19	-	3	-	-	1	21
Gwa	UNICEF, SHD	1	-	-	-	200	1,000	-	1	-	1	-	-	-	1
Kyaukpyu	UNICEF, DRD, SHD	22	600	22	3,300	200	1,000	-	21	-	1	-	-	-	22
Kyauktaw	CDN, Mercy Corps, UNICEF, DRD, SHD, WFP	37	15,523	22	4,100	9,315	21,295	-	22	-	15	-	-	11	26
Manaung	UNICEF, SHD	1	-	-	-	200	1,000	-	1	-	1	-	-	-	1
Minbya	Mercy Corps, WFP, PIN, UNICEF, DRD, SHD	44	29,910	16	1,800	6,737	24,898	720	12	-	32	1	-	17	26
Mrauk-U	Mercy Corps, WFP, CA, TCDI, PIN, UNICEF, DRD, SHD	36	21,423	32	5,200	11,233	18,101	2,498	18	1	17	-	-	8	28
Myebon	IRC, RI, UNICEF, DRD, SHD	70	35,349	56	9,400	2,892	12,000	-	14	-	56	-	-	4	66
Pauktaw	Mercy Corps, SCI, SI, CA, LWF, MRF, UNICEF, DRD, SHD	30	41,140	18	1,800	10,966	10,026	6,392	22	-	8	1	-	-	29
Ponnagyun	UNICEF, SHD, WFP	11	2,296	-	-	3,122	9,976	-	-	-	11	-	-	10	1
Ramree	UNICEF, SHD	1	-	-	-	200	1,000	-	-	-	1	-	-	-	1
Sittwe	CA, CDA, CDN, IRW, LWF, MA-UK, OXSI (OXFAM), OXSI (SI), PSSAG, RWN, WFP, UNICEF, SED, SHD, DSW, DRD	173	54,086	85	8,600	36,738	56,475	19,845	44	-	129	1	-	56	116
Taungup	UNICEF, SHD	1	-	-	-	200	1,000	-	-	-	1	-	-	-	1
Thandwe	UNICEF, SHD	1	-	-	-	200	1,000	-	-	-	1	-	-	-	1
<b>Grand Total</b>		<b>450</b>	<b>205,128</b>	<b>270</b>	<b>36,400</b>	<b>83,227</b>	<b>161,425</b>	<b>29,454</b>	<b>172</b>	<b>1</b>	<b>277</b>	<b>3</b>	<b>107</b>	<b>340</b>	



## Response & Gap in Protracted Camps

Township	WASH Partners	# of Places & Population		Handwashing Stations				GAP	Hygiene Items distributed during reporting period (in addition to the normal monthly distribution of 250 Gr. PP/PM)			Is there sufficient extra water for hand washing (additional 5 l/p/d)? (# of places)		
		# of Places	# Population	Nb of Newly constructed communal HWS	Total Nb of communal HWS (Existing+New)	Nb of Newly constructed household level HWS	Total Nb of household level HWS (Existing+New)		% HWS_Gap	# of Hygiene Items distributed	# of People - Hygiene items Coverage	# Estimated people received hygiene Promotion & behaviour change activities	Sufficient	Not Sufficient
Kyaukpyu	UNICEF/CDA	1	979	4	4	-	-	59%	8	24	979	-	-	-
Kyauktaw	None	1	581	-	-	-	-	100%	-	-	-	-	-	-
Myebon	RI	1	2,920	5	35	-	-	0%	-	-	2,920	-	1	-
Pauktaw	SI, SCI	5	22,932	27	124	-	-	56%	4,374	2,516	3,381	-	5	-
Sittwe	OXFAM, SI, SCI	17	93,573	246	1,144	-	-	15%	134,582	89,457	18,521	-	16	-
<b>Grand Total</b>		<b>25</b>	<b>120,985</b>	<b>282</b>	<b>1,307</b>	<b>-</b>	<b>-</b>	<b>23%</b>	<b>138,964</b>	<b>91,997</b>	<b>25,801</b>	<b>22</b>	<b>-</b>	<b>3</b>



**\*\*75 Nb of cleaning campaign** conducted in **20 IDP camps** during reporting period

**\*\*Community received Covid-19 message** through Audio file (local language), visual aid vinyl, short to the point messages through home visit by hygiene mobilizers, IECs, Banner HP Sessions, Poster Campaign, loud

[Click here for : Myanmar WASH Cluster Covid-19 google drive](#)