

Overview of the April 2014 3W KAYAH State

The MIMU 3W gathers inputs from participating agencies on **Who** is doing **What, Where** in Myanmar. It is currently conducted every 6 months.

174 agencies participated in the April 14 3W, providing information on their activities in 18 sectors and 133 sub-sectors which have been defined by technical/sector working groups. There is still likely to be under-reporting of the specific activities of field-based local NGOs and CBOs.

This overview of the reported 3W results in Kayah describes **projects under implementation** as of April 28, 2014. Further information on planned and recently completed projects is available from the 3W dataset, published on the MIMU website or available through our offices.

1. Active Organizations in Kayah

A total of 40 organizations reported projects under implementation in Kayah. The majority are NGOs with five border-based organizations. There is some level of agency activity reported in all village tracts, with agencies more concentrated in Demoso, Loikaw and Hpruso townships.

Org. Type	INGO	NNGO	UN	Red Cross	CBO*	Donor	Embassy	BBO*	Total
Countrywide	76	60	13	4	2	1	1	17	174
Kayah	21	6	6		1		1	5	40
BBO* - Border-based Organization				CBO* - Community Based Organization					

2. Projects by Sector

80 projects were reported in 12 sectors (12% of the total projects reported to the 3W). In terms of the frequency of project interventions:

- **Protection is the most widespread** intervention with 14 organizations reportedly implementing 15 projects in 213 villages. The majority are focused on Civil Documentation (137 villages), Child Protection (53 villages) and Gender Based Violence (41 villages). Protection activities are found in all 7 townships but most concentrated in Demoso and Loikaw.
- **Health is the second most widespread** intervention with 11 organizations reportedly implementing 25 projects in 180 villages. There is some level of health activity in all 7 townships, though more concentrated in the townships of Demoso, Hpruso and Loikaw. The majority of health interventions are Women and Child Health (118 villages), Malaria Programme (115 villages) and TB Programme (36 villages).
- **WASH** is the third main sector of agency activities, reportedly through 6 projects under implementation in 154 villages. The majority of WASH interventions are Construction & Rehabilitation of Sanitation Facilities (92 villages) and of Water Facilities (84 villages).
- **Education** is the fourth main sector in Kayah with organizations active in 153 villages (7 organizations), most frequently in support to ECD (143 villages).
- **Mine Action** is the fifth main sector with agency activities in 85 villages, mostly in Mine-Risk Education (84 villages).
- **Agriculture** is the sixth main sector with agency activities in 82 villages, mostly in Agricultural Extension and Provision of paddy plantation & cultivation (36 villages in each).
- **Non-Agricultural Livelihoods** is the seventh main sector with agency activities in 76 villages, most frequently in Income generation (63 villages) and Rehabilitation Infrastructure (47 villages).

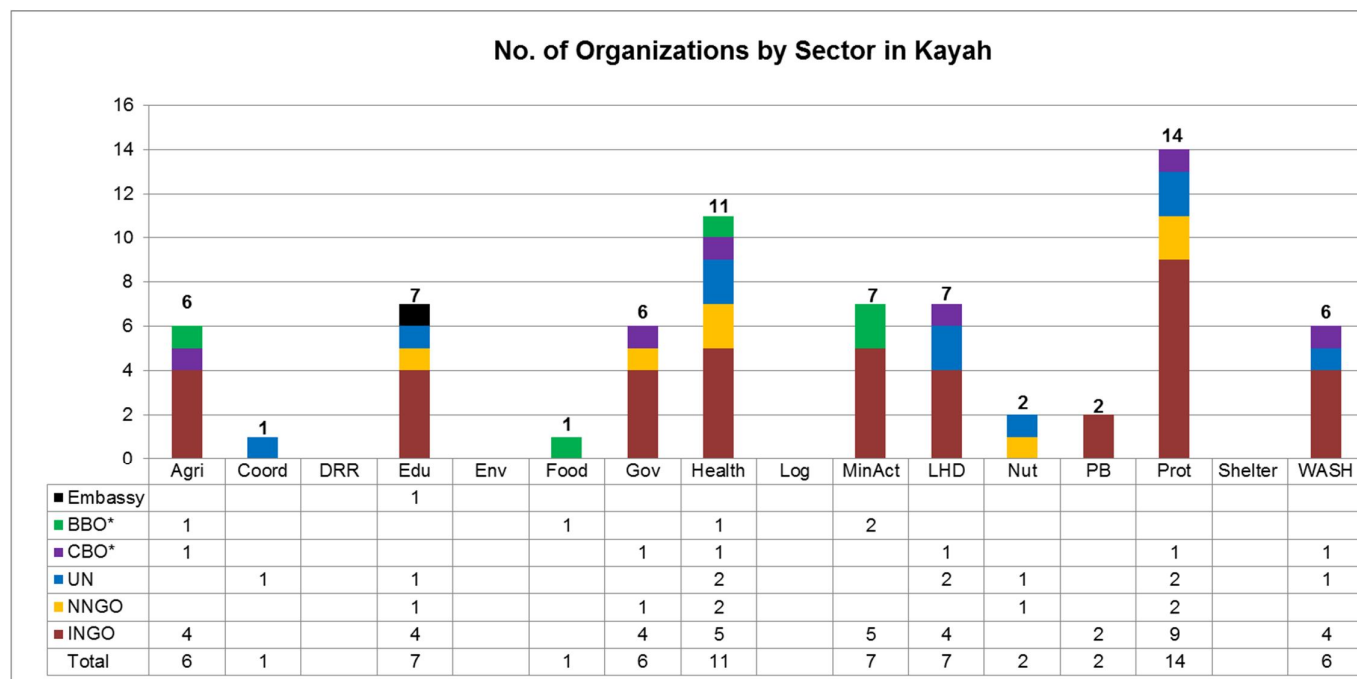
Overview of the April 2014 3W KAYAH State

- There is far less attention reported to other sectors; Governance (6 agencies, 49 villages), Peace Building and Conflict Prevention (2 agencies, 1 village), Nutrition (2 agencies, 4 townships), Food (1 agency, 13 VTs) and Coordination (1 agency).

Summary Reports by Sector in KAYAH State with Projects Under Implementation as of April 28, 14.

Sector	No. of Projects	No. of Organizations	No. of Townships	No. of Village Tract/ Town	No. of Village/Ward
Agriculture	8	6	5	31	82
Coordination	1	1			
Disaster Risk Reduction					
Education	10	7	7	48	153
Environment					
Food	1	1	6	13	
Governance	11	6	5	29	49
Health	25	11	7	53	180
Mine Action	7	7	6	29	85
Non-Agricultural Livelihoods/ Infrastructure	9	7	5	33	76
Nutrition	2	2	4		
Peace Building/ Conflict Prevention	2	2	7	1	1
Protection	15	14	7	74	213
Shelter					
WASH	6	6	4	33	154
Grand Total (All Sectors)	80 (12%)	40 (23%)	7 (100%)	74 (100%)	414 (61%)
	(% of Total in Countrywide)		(% of Total in Kayah State)		

No. of Organizations by Sector in Kayah

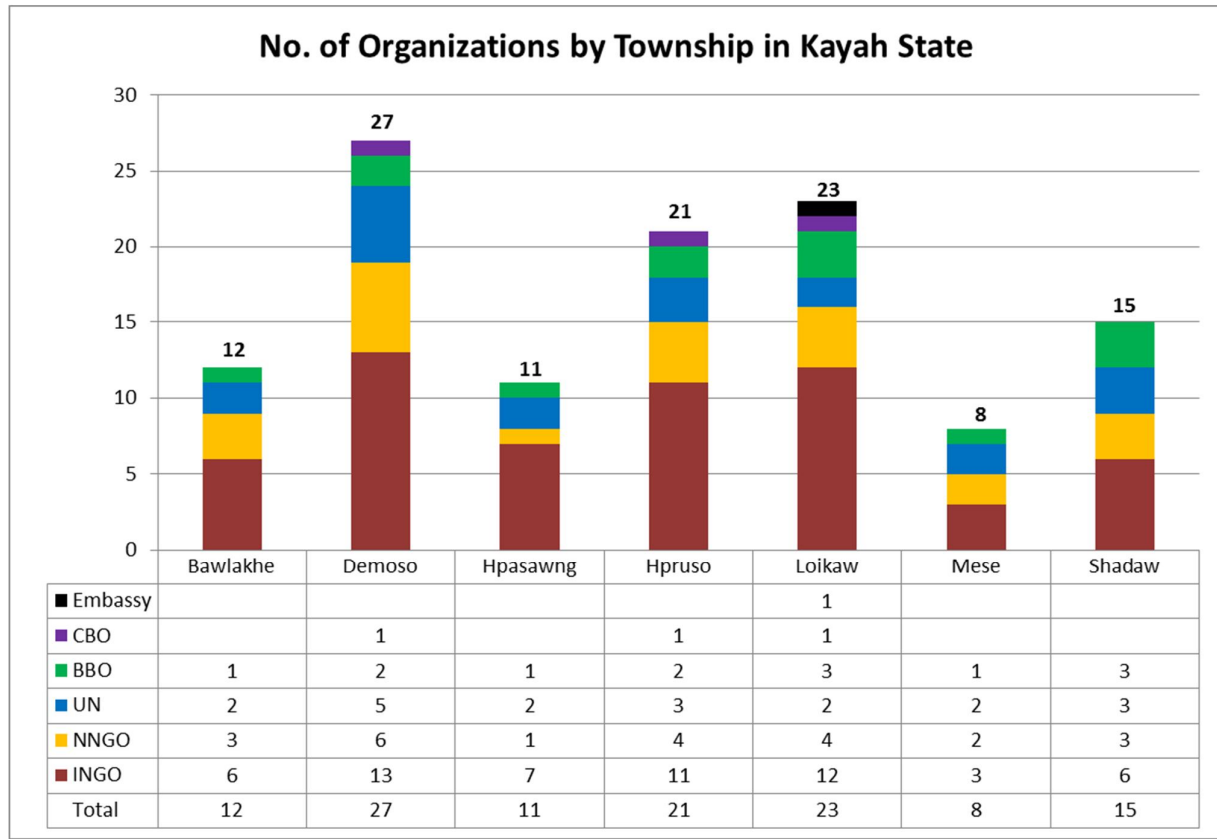


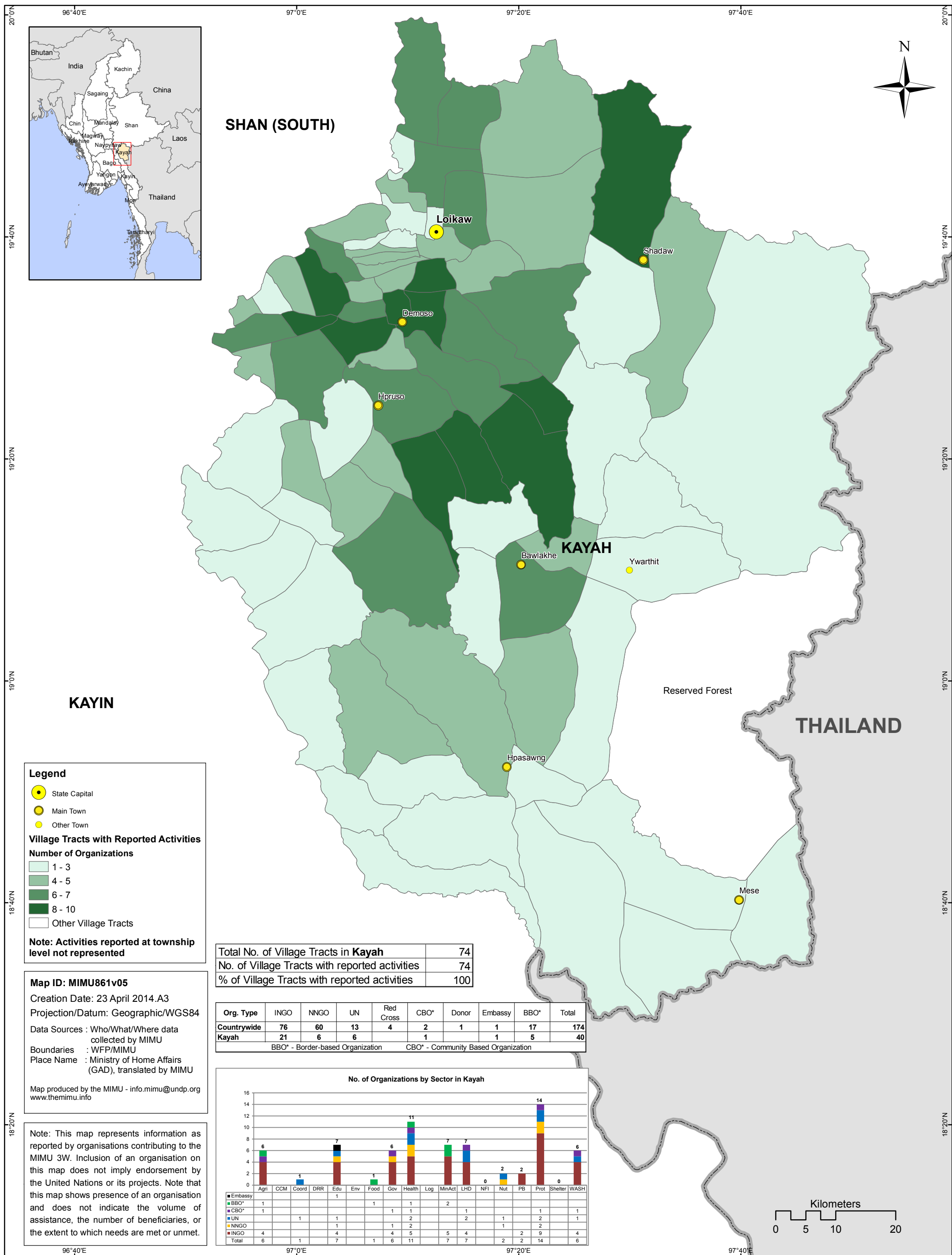
**Overview of the April 2014 3W
KAYAH State**

No. of Organizations by Sector by Type of Organization (as of April 28, 2014)							
Sector	INGO	NNGO	UN	CBO*	BBO*	Embassy	Total
Agriculture	4			1	1		6
Coordination			1				1
DRR							
Education	4	1	1			1	7
Environment							
Food					1		1
Governance	4	1		1			6
Health	5	2	2	1	1		11
Logistics							
Mine Action	5				2		7
Non-Agricultural LH/ Infrastructure	4		2	1			7
Nutrition		1	1				2
Peace Building/ Conflict Prevention	2						2
Protection	9	2	2	1			14
Shelter							
WASH	4		1	1			6

No. of Organizations by Sector and Township in KAYAH State (as of April 28, 14)																	
State/Region	Agriculture	Coordination	Disaster Risk Reduction	Education	Environment	Food	Governance	Health	Logistics	Mine Action	Non-Agricultural Livelihoods/ Infrastructure	Nutrition	Peace Building/ Conflict Prevention	Protection	Shelter	WASH	Township Total
Bawla khe				2		1	2	5					1	3			12
Demoso	2			4		1	3	9		3	3	1	2	7		3	27
Hpasawng	1			2		1		4		2	1		1	3			11
Hpruso	2			3		1	2	7		2	2	1	1	5		1	21
Loikaw	5			6		1	1	6		5	3	2	1	7		3	23
Mese				2				3		1			1	1			8
Shadaw	1			2		1	1	4		2	2	1	1	4		1	15
Not Specified	1	1					1				1			2			
Sector Total	6	1		7		1	6	11		7	7	2	2	14		6	

Overview of the April 2014 3W KAYAH State





Township	Township pCode	Agriculture	CCCM	Coordination	Disaster Risk Reduction	Education	Environment	Food	Governance	Health	Logistics	Mine Action	Non-agricultural livelihoods/ Infrastructure	Non-Food Items	Nutrition	Peace Building/ Conflict Prevention	Protection	Shelter	WASH	Count of Orgs.
Bawlakhe	MMR002005					KBC (Kayin), UNICEF		TBC	PACT,	FFH, PACT, PSI, UNICEF, WHO						NPA	NRC, SCI, SDI			12
Demoso	MMR002002	ACF, SCI/FLD				AVSI, CARE, KBC (Kayin), UNICEF		TBC	AAM, COM, SCI/FLD	CARE, BIMM, FFH, KBC (Kayin), PSI, SCI/FLD, UNICEF, WHO, WV		CRS, IRC, DCA-CM (KSWDC)	IRC, UNDP, UNHCR			CARE, NPA	CARE, NRC, SCI, SCI/FLD, SDI, Thingaha, CFM		ACF, CARE, UN-Habitat	27
Hpasawng	MMR002006	DRC				KBC (Kayin), UNICEF		TBC		PACT, PSI, UNICEF, WHO		DRC, FSD	DRC			NPA	DRC, NRC, SCI			11
Hpruso	MMR002003	ACF, SCI/FLD				AVSI, KBC (Kayin), UNICEF		TBC	AAM, SCI/FLD	BIMM, FFH, KBC (Kayin), PSI, SCI/FLD, UNICEF, WHO		CRS, DCA-CM (KSWDC)	IRC, UNDP			NPA	NRC, SCI, SCI/FLD, SDI, CFM		ACF	21
Loikaw	MMR002001	DRC, SCI/FLD, TBC (KnE),				AVSI, BC, KBC (Kayin), UNICEF, WV		TBC	SCI/FLD	FFH, KBC (Kayin), PSI, SCI/FLD, WHO, WV		CRS, DRC, IRC, WEI, DCA-CM (KSWDC)	SCI/FLD, WV		UNICEF,	NPA	DRC, NRC, SCI/FLD, SDI, UNICEF, WV, Tdh-L		DRC, IRC, SCI/FLD	23
Mese	MMR002007					KBC (Kayin), UNICEF				BIMM, FFH, WHO		DCA-CM (CIDKP)				NPA	NRC			8
Not Specified				UNFPA					NPA								NPA,			3
Shadaw	MMR002004	DRC				KBC (Kayin), UNICEF		TBC		FFH, KBC (Kayin), TBC (KnWO), WHO		IRC, DCA-CM (KSWDC)	DRC, UNHCR			NPA	DRC, NRC, UNHCR, CFM		IRC	15